



US00D371745S

United States Patent [19]
Wunderman

[11] **Patent Number: Des. 371,745**
[45] **Date of Patent: **Jul. 16, 1996**

[54] **WRISTWATCH**
[75] Inventor: **Severin Wunderman**, Irvine, Calif.
[73] Assignee: **Severin Montres AG**, Lengnau, Switzerland
[**] Term: **14 Years**

D. 324,828 3/1992 Wunderman D10/32
D. 329,400 9/1992 Bulgari D11/12 X
D. 340,650 10/1993 Iwamura D10/32
D. 363,231 10/1995 Eddy D10/32

[21] Appl. No.: **30,685**
[22] Filed: **Nov. 4, 1994**

OTHER PUBLICATIONS

Swiss Watch & Jewelry Journal—Feb. 1989—p. 552—
Bracelet at top-right.

[30] **Foreign Application Priority Data**

May 6, 1994 [CH] Switzerland DMA/002509

[52] **U.S. Cl.** **D10/32; D11/12 X**

[58] **Field of Search** D10/1-40, 122-132;
368/223, 228, 232, 276-277, 280-282,
285; D11/3, 5, 12, 19-25

Primary Examiner—Nelson C. Holtje
Attorney, Agent, or Firm—McGlew and Tuttle

[57] **CLAIM**

The ornamental design for a wristwatch, as shown and described.

[56] **References Cited**


U.S. PATENT DOCUMENTS

D. 110,637 7/1938 Davenport D10/32
D. 267,860 2/1983 Kabaya D10/32
D. 314,153 1/1991 Ratajski D10/32

DESCRIPTION

FIG. 1 is a top view of my new wristwatch design;
FIG. 2 is a bottom view thereof;
FIG. 3 is a right side view thereof;
FIG. 4 is a left side view thereof;
FIG. 5 is a front end view thereof;
FIG. 6 is a rear end view thereof; and,
FIG. 7 is a top right perspective view thereof.

1 Claim, 3 Drawing Sheets






Fig. 1

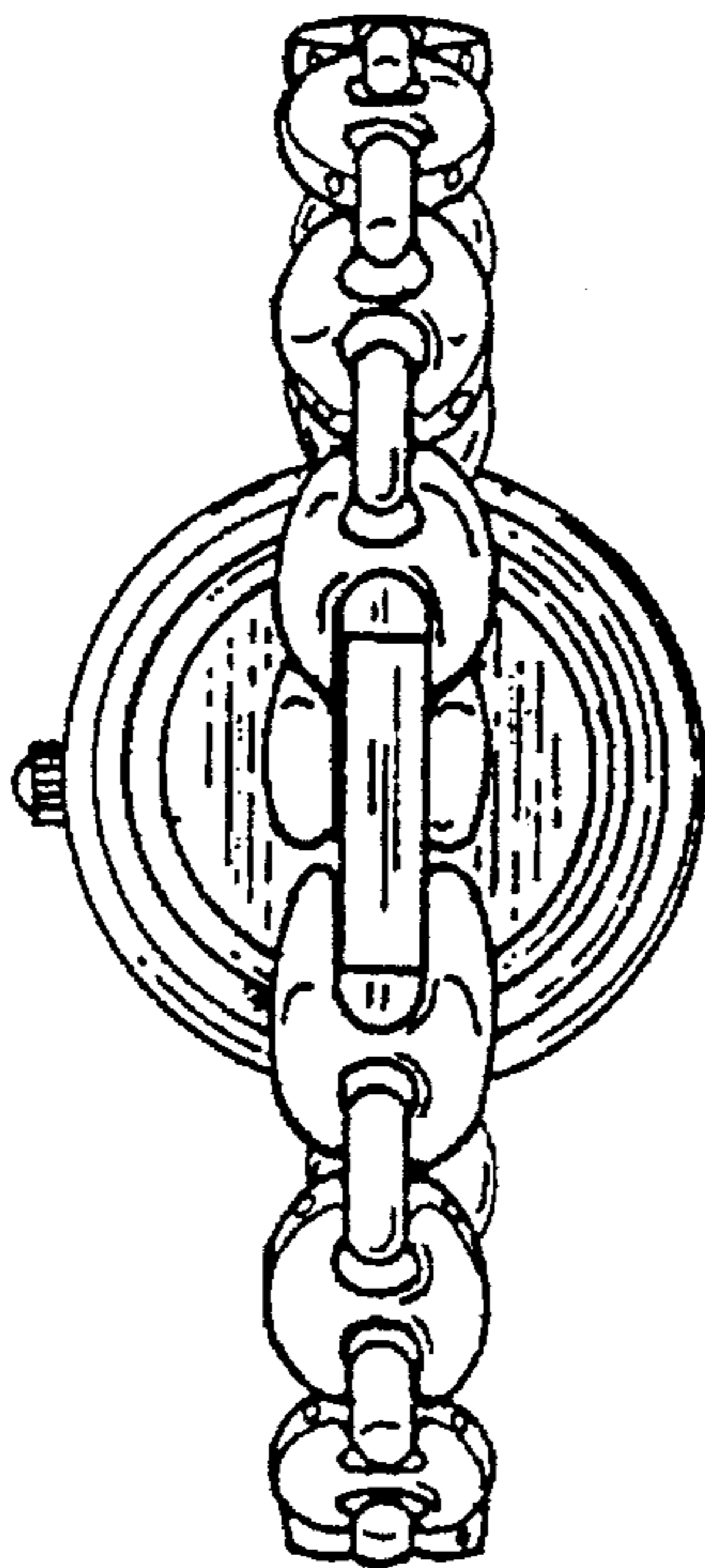


Fig. 2

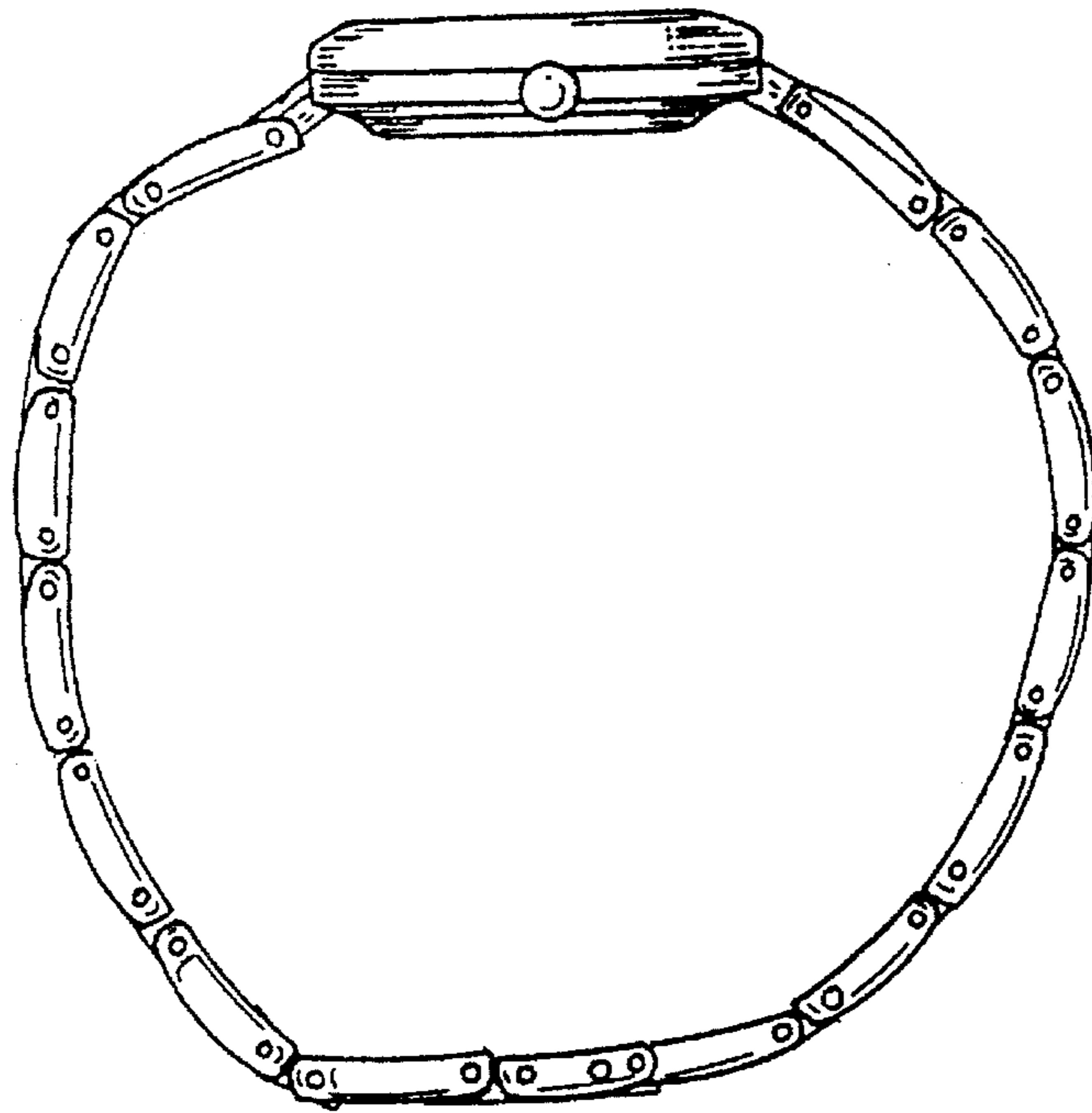


Fig. 3

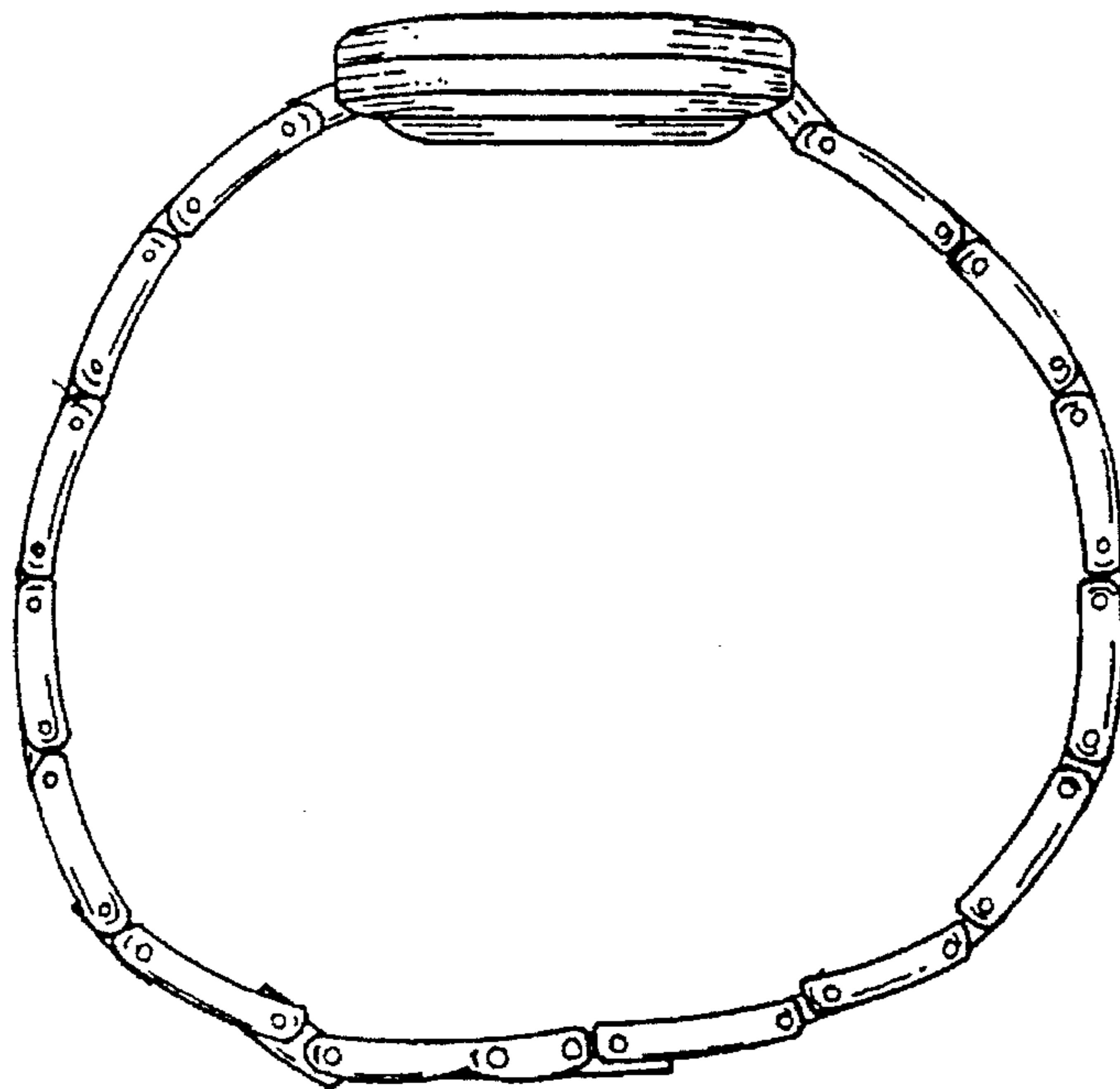


Fig. 4




Fig. 5

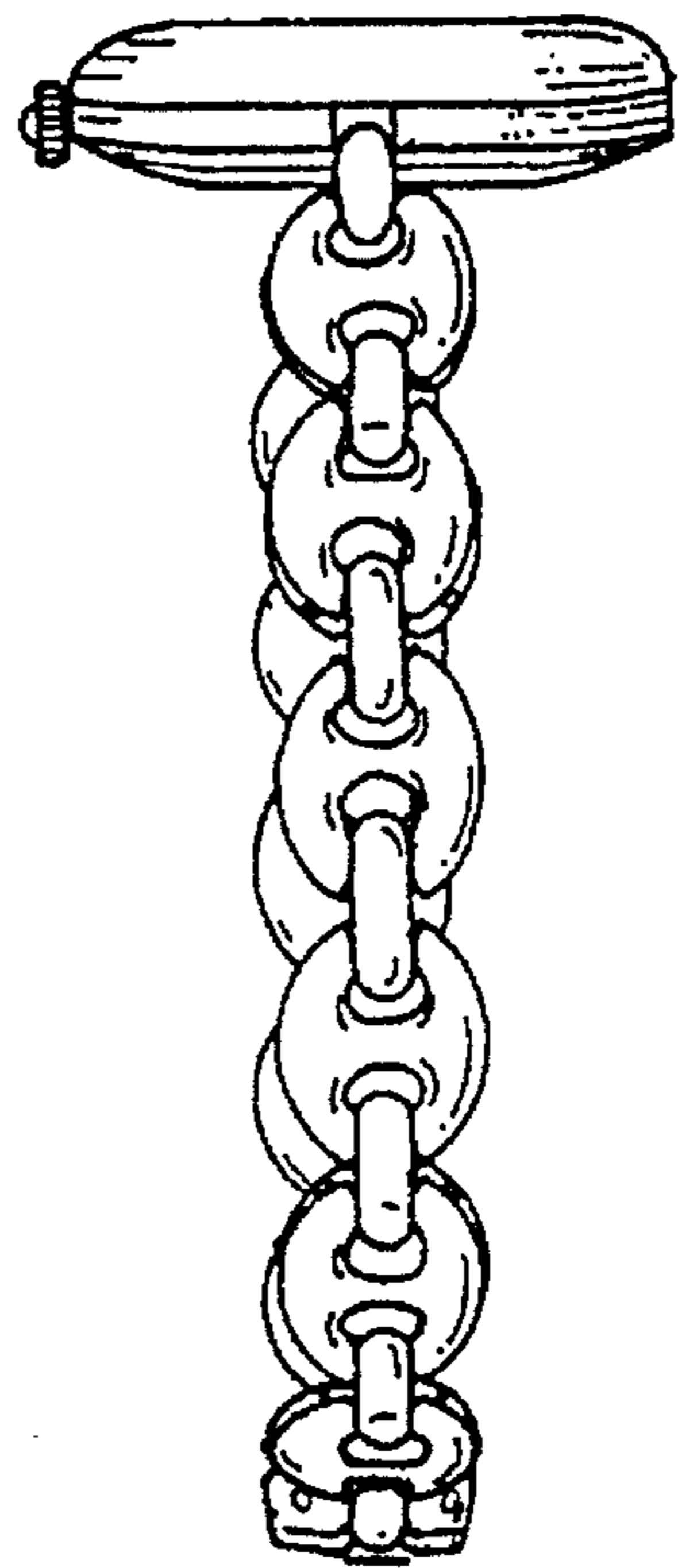


Fig. 6




Fig. 7