



US00D371743S

United States Patent [19]

[11] Patent Number: Des. 371,743

Wacker

[45] Date of Patent: **Jul. 16, 1996

[54] COMBINED BOTTLE AND CLOSURE

[75] Inventor: Susan R. Wacker, New York, N.Y.

[73] Assignee: Elizabeth Arden Company, Division of Conopco, Inc., New York, N.Y.

[**] Term: 14 Years

[21] Appl. No.: 41,613

[22] Filed: Jul. 19, 1995

[52] U.S. Cl. D9/544; D9/307; D9/562; D9/569

[58] Field of Search D9/307, 310, 544, D9/556, 562, 569, 571, 564, 566; 215/382

[56] References Cited

PUBLICATIONS

- Photo Exhibit 1—*EsCroufe*—pre 1995.
- Photo Exhibit 2—*Camille*—pre 1995.
- Photo Exhibit 3—*Gala Night*—pre 1995.
- Photo Exhibit 4—*Nina*—pre 1995.
- Photo Exhibit 5—*Jean Patou (L'heure Attendue)*—pre 1995.
- Photo Exhibit 6—*Giraud Fils (Idilio)*—pre 1995.
- Photo Exhibit 7—*Schiaparelli (le Roy Soleil)*—pre 1995.
- Photo Exhibit 8—*Diva*—pre 1995.
- Photo Exhibit 9—Unknown—pre 1995.
- Photo Exhibit 10—Unknown—pre 1995.
- Photo Exhibit 11—Unknown—pre 1995.
- Photo Exhibit 12—*Forvilt*—pre 1995.
- Photo Exhibit 13—*Chamade*—pre 1995.
- Photo Exhibit 14—*Luce Et Colus*—pre 1995.

- Photo Exhibit 15—*Cyclamen*—pre 1995.
- Photo Exhibit 16—Unknown—pre 1995.
- Photo Exhibit 17—Unknown—pre 1995.
- Photo Exhibit 18—*Presence*—pre 1995.
- Photo Exhibit 19—Unknown—pre 1995.
- Photo Exhibit 20—*Loris Azzaro*—pre 1995.
- Photo Exhibit 21—Unknown—pre 1995.
- Photo Exhibit 22—*White linen*—pre 1995.
- Photo Exhibit 23—Unknown—pre 1995.
- Photo Exhibit 24—Unknown—pre 1995.
- Photo Exhibit 25—Unknown—pre 1995.
- Photo Exhibit 26—*Violetta*—pre 1995.

Primary Examiner—Lucy Lieberman
Attorney, Agent, or Firm—Milton L. Honig

[57] CLAIM

The ornamental design for a combined bottle and closure, as shown and described.

DESCRIPTION

FIG. 1 is a perspective view of a combined bottle and closure showing my new design;
 FIG. 2 is a front elevational view of FIG. 1, the rear elevational view being the same;
 FIG. 3 is a right side elevational view of FIG. 1, the left side elevational view being the same;
 FIG. 4 is a top plan view of the design according to FIG. 1; and,
 FIG. 5 is a bottom plan view of the design according to FIG. 1.

1 Claim, 3 Drawing Sheets

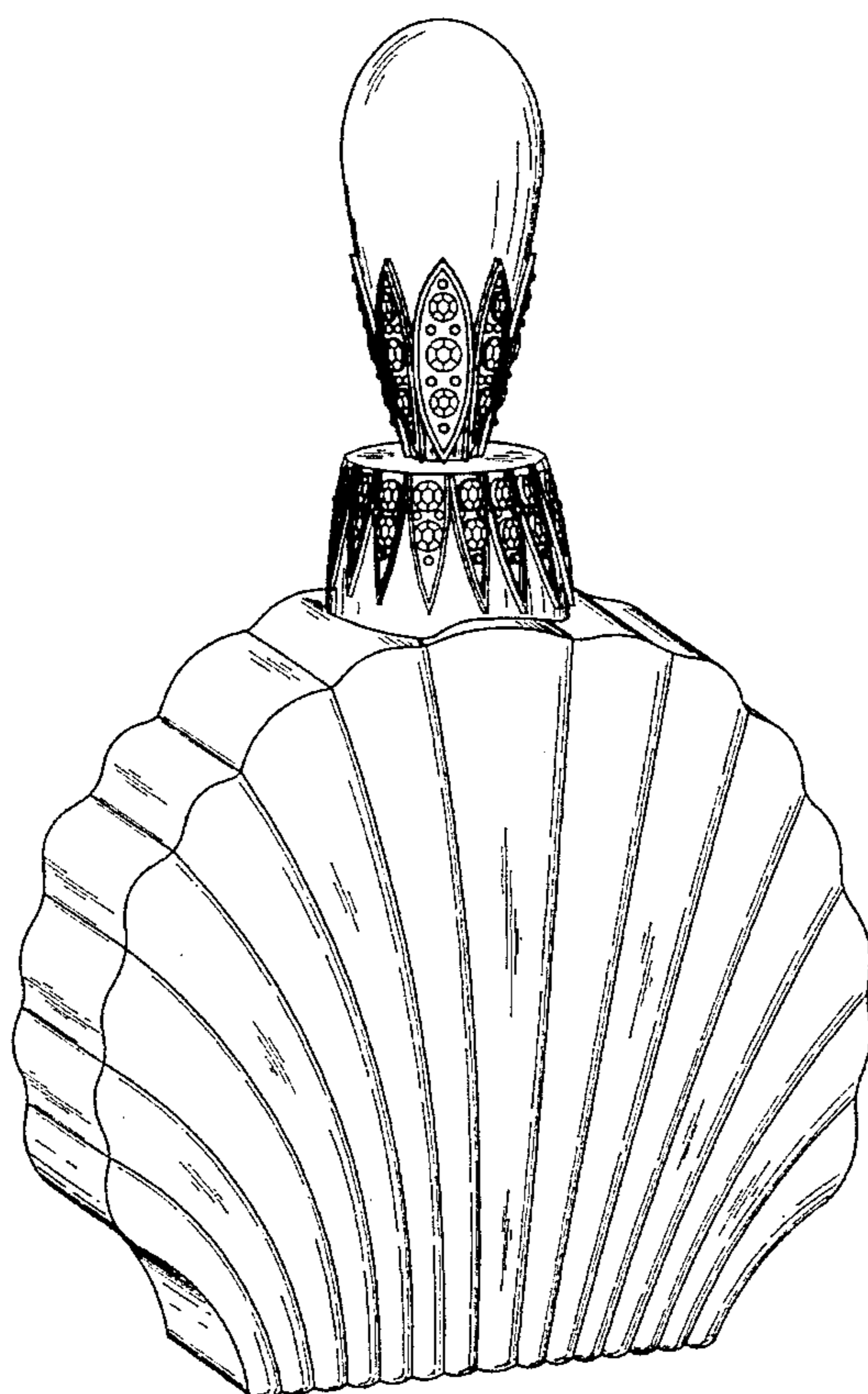


FIG. 1

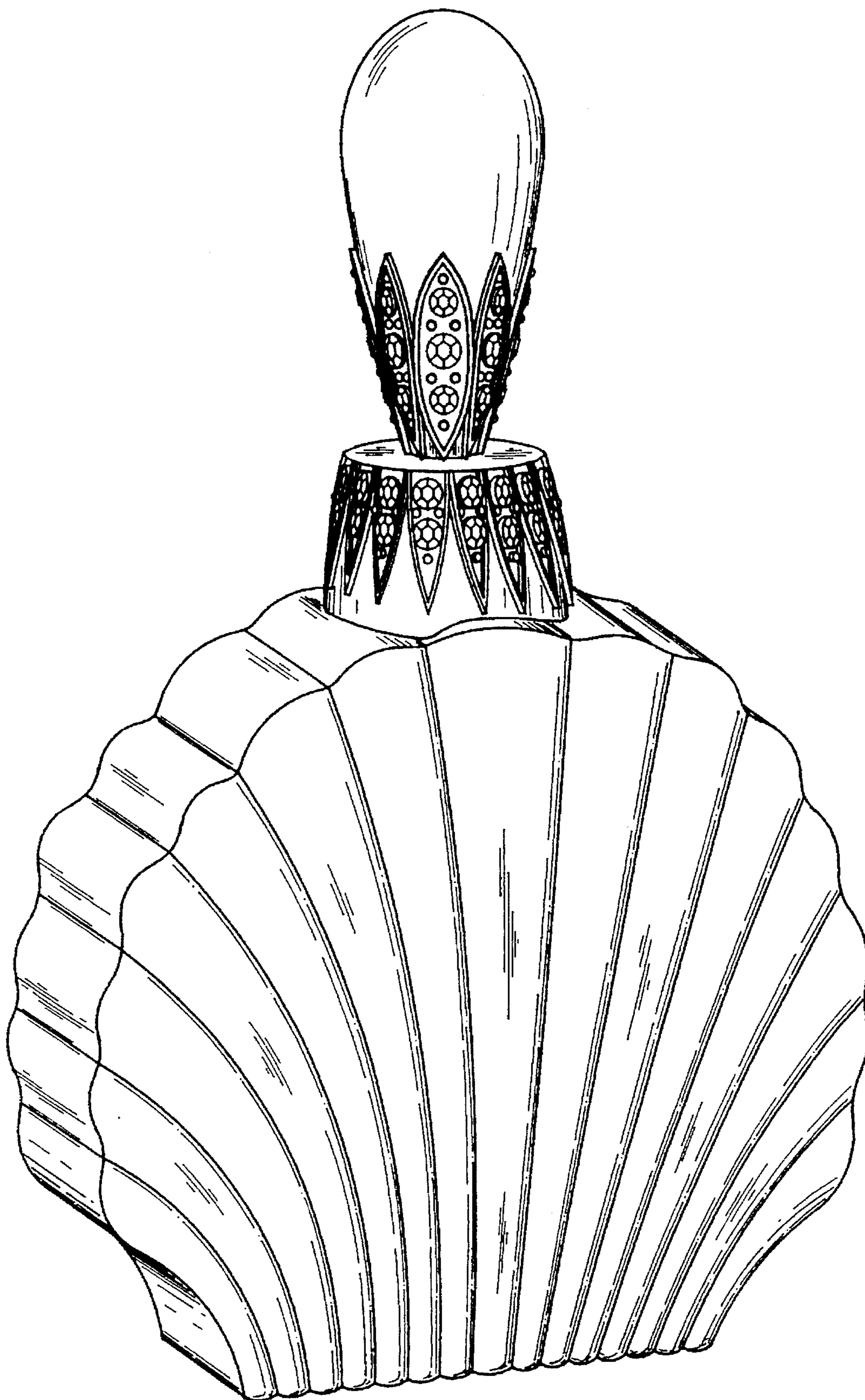


FIG. 2

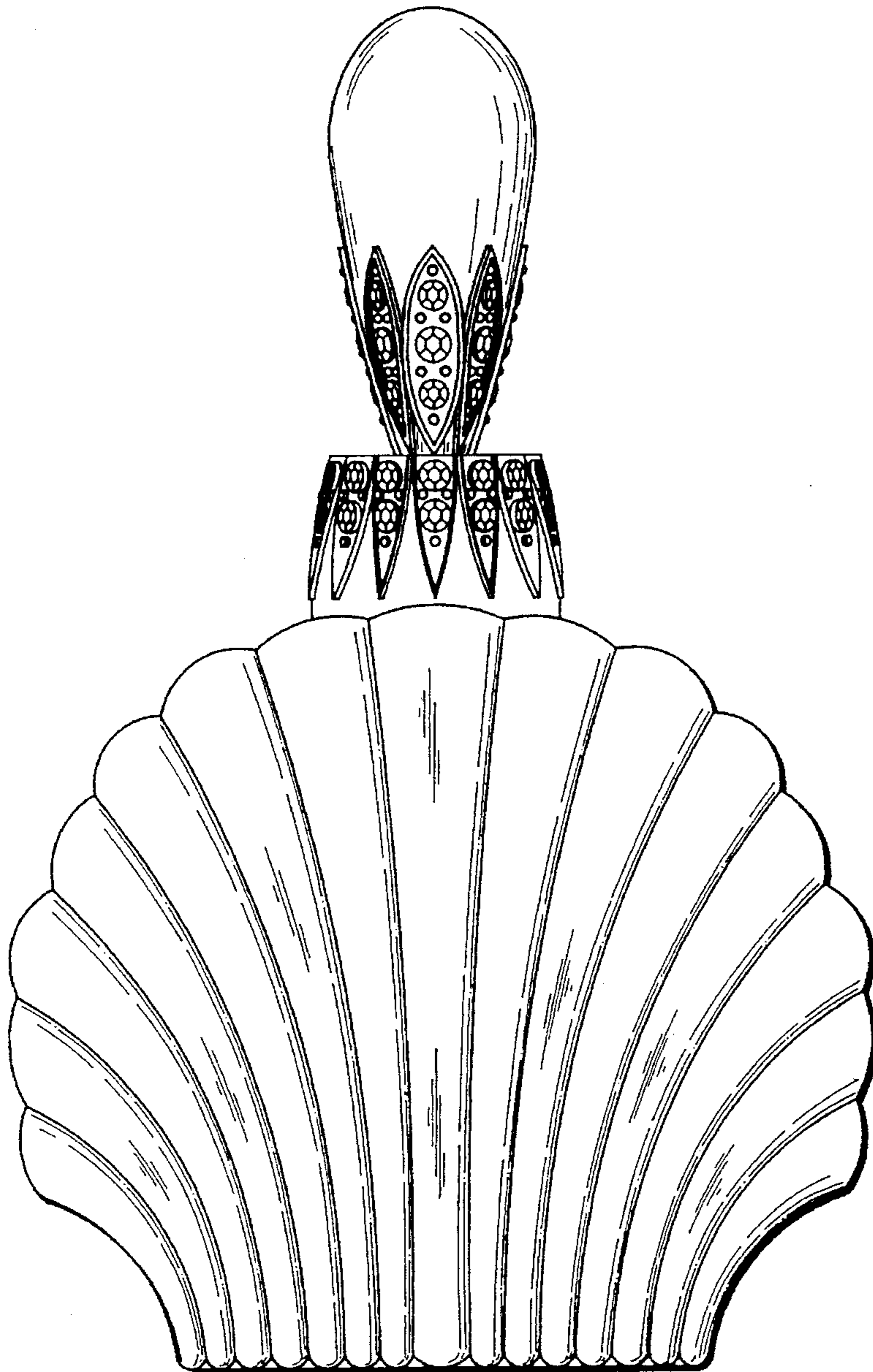


FIG. 3

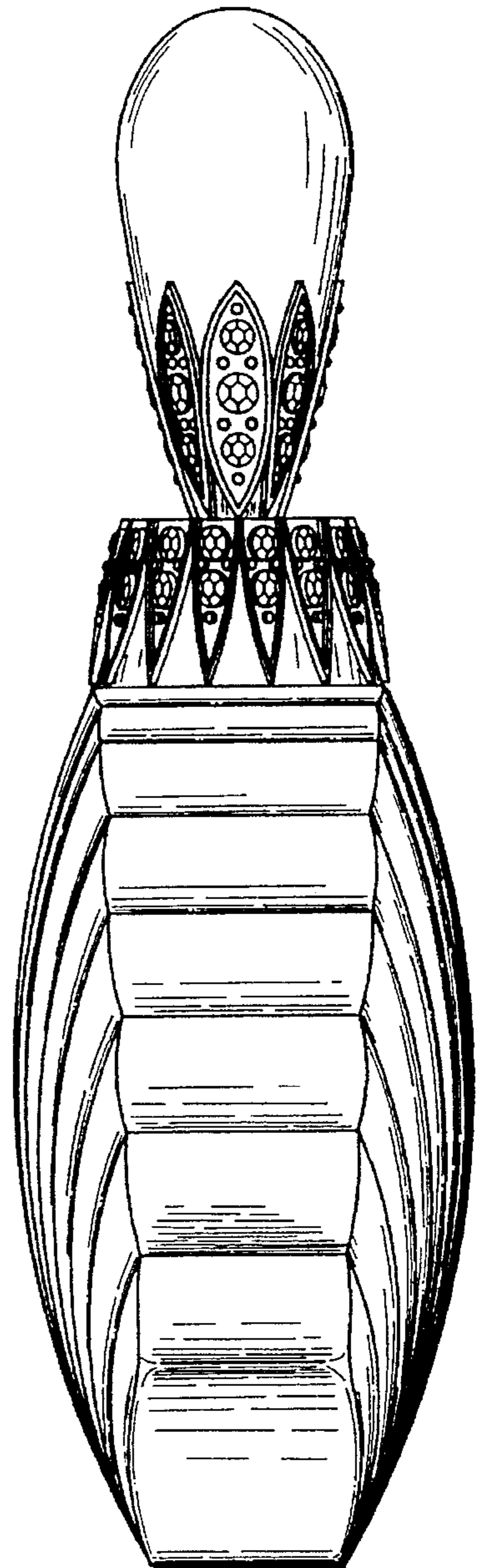


FIG. 4

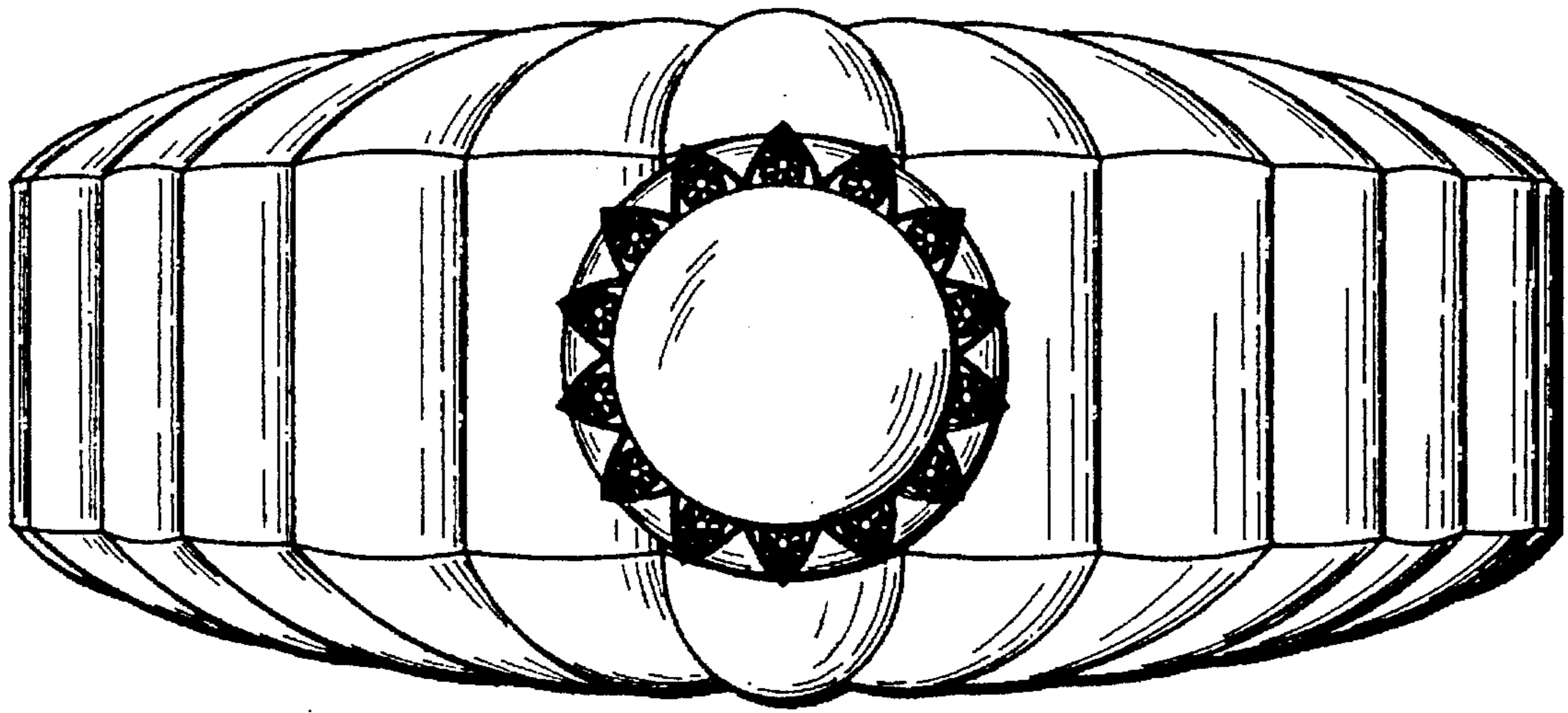


FIG. 5

