



US00D371731S

# United States Patent [19]

Maddox

[11] Patent Number: **Des. 371,731**

[45] Date of Patent: **\*\*Jul. 16, 1996**

[54] PICKUP TOOL

81571 8/1934 Sweden ..... 294/8.5

[76] Inventor: **Jerry B. Maddox**, 1904 Hamilton Rd., Sanford, N.C. 27330

*Primary Examiner*—Sandra L. Morris  
*Assistant Examiner*—Richelle Shelton  
*Attorney, Agent, or Firm*—John G. Mills and Associates

[\*\*] Term: **14 Years**

[21] Appl. No.: **33,892**

[57] **CLAIM**

The ornamental design for a pickup tool, as shown and described.

[22] Filed: **Jan. 23, 1995**

[52] U.S. Cl. .... **D8/57; D8/14; D7/687**

[58] Field of Search ..... D8/14, 4, 52, 57; D7/687; 294/8.5, 16, 99.2, 118, 119

**DESCRIPTION**

FIG. 1 is a top plan view of a pickup tool showing my new design;

FIG. 2 is a bottom plan view thereof;

FIG. 3 is a rear elevational view thereof;

FIG. 4 is a front elevational view thereof;

FIG. 5 is a left side elevational view thereof;

FIG. 6 is a right side elevational view thereof; and,

FIG. 7 is a bottom perspective view thereof, with the tool in an open position.

[56] **References Cited**

**U.S. PATENT DOCUMENTS**

164,707	6/1875	Ames	.....	294/19.1
D. 341,067	11/1993	Clark et al.	.....	D8/4
765,851	7/1904	Nettleton	.....	294/8.5
1,699,316	1/1929	Sokka	.....	294/8.5
3,384,411	5/1968	Zlotnicki	.....	294/119
4,715,639	12/1987	Nicoletta et al.	.....	294/99.2

**FOREIGN PATENT DOCUMENTS**

1164767	10/1958	France	.....	294/118
---------	---------	--------	-------	---------

**1 Claim, 2 Drawing Sheets**

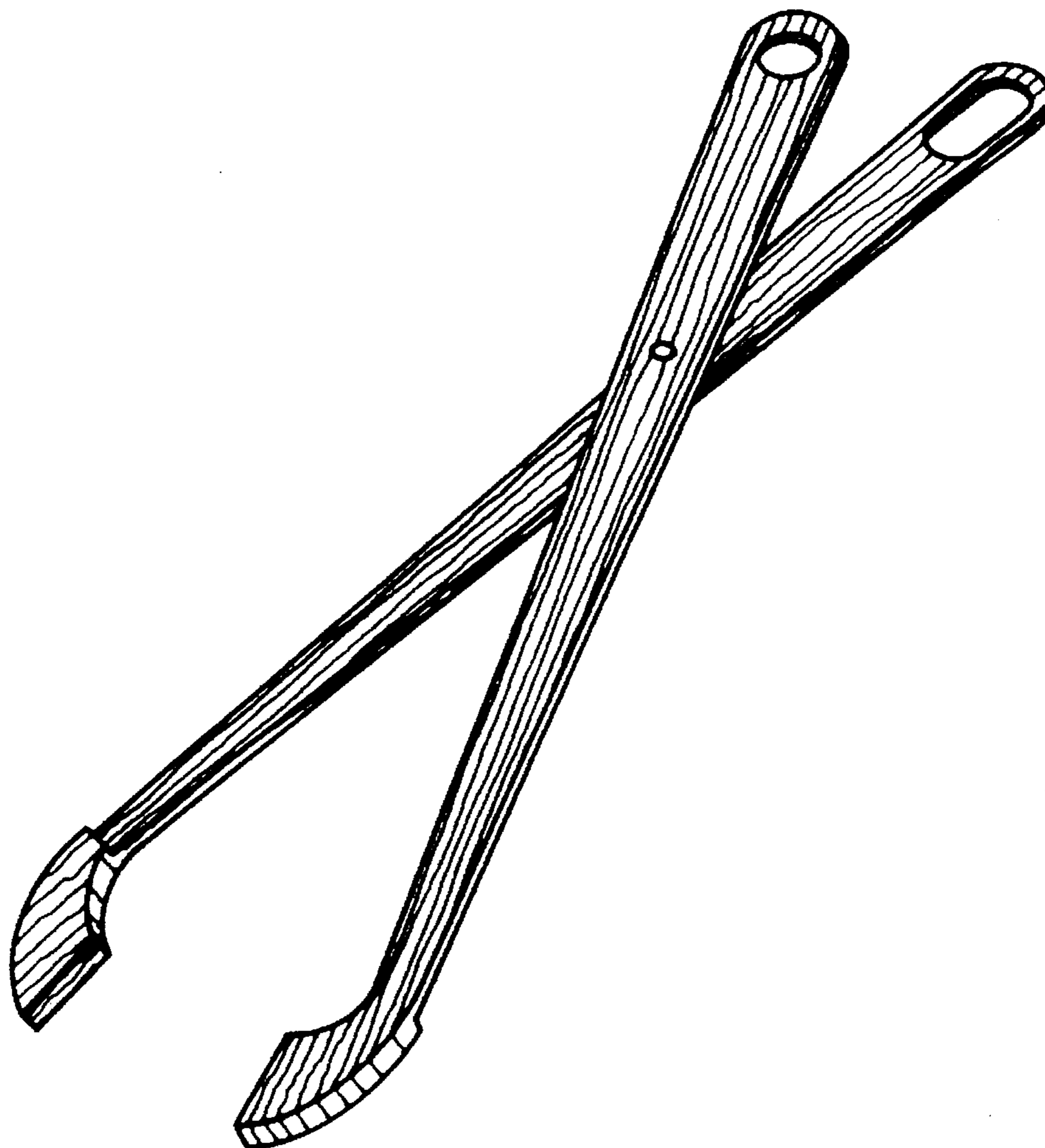




FIG. 1



FIG. 2




FIG. 3




FIG. 4




FIG. 5




FIG. 6

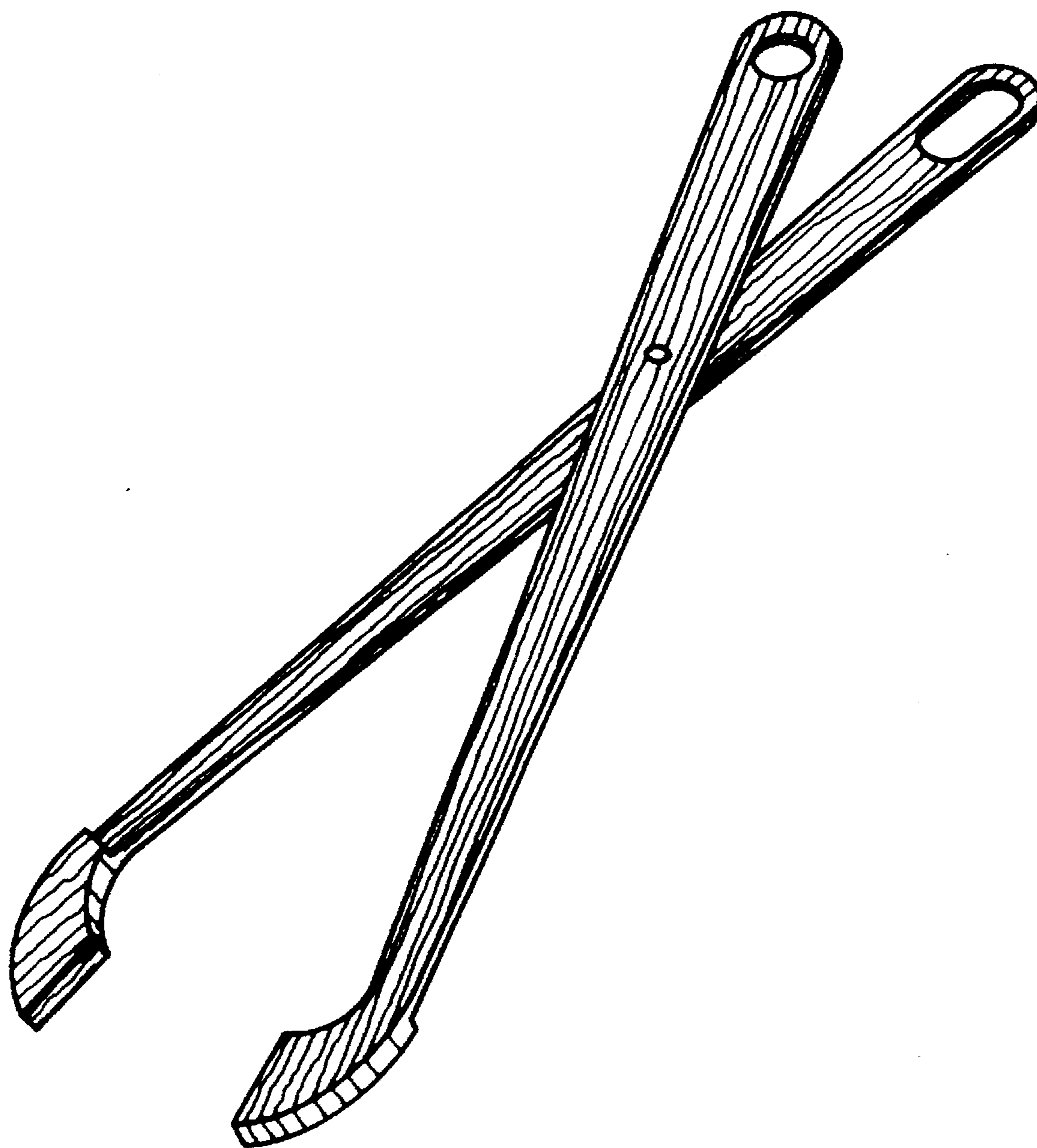


FIG. 7