



US00D371723S

# United States Patent [19]

Hirao

[11] Patent Number: **Des. 371,723**

[45] Date of Patent: **\*\*Jul. 16, 1996**

[54] **CASE FOR STORING AND DISPENSING EDIBLE FILMS**

[75] Inventor: **Hirofumi Hirao**, Okayama, Japan

[73] Assignee: **Kabushiki Kaisha Hayashibara Seibutsu Kagaku Kenkyujo**, Okayama, Japan

[\*\*] Term: **14 Years**

[21] Appl. No.: **41,745**

[22] Filed: **Jul. 24, 1995**

### [30] Foreign Application Priority Data

Jan. 23, 1995 [JP] Japan ..... 7-1018

[52] U.S. Cl. .... **D7/602**

[58] Field of Search ..... D3/247, 251; D7/602; D9/339; D27/189, 191; 206/237, 425, 800; 221/62, 65, 232, 281

### [56] References Cited

#### U.S. PATENT DOCUMENTS

D. 255,038	5/1980	Hakura	.....	D27/189	X
1,302,624	5/1919	Barton	.....	221/281	X
2,604,205	7/1952	Patterson	.....	221/62	X
3,308,989	3/1967	Alltop et al.	.....	221/282	X

#### FOREIGN PATENT DOCUMENTS

5-22380 3/1993 Japan .

Primary Examiner—Terry A. Wallace  
Attorney, Agent, or Firm—Browdy and Neimark

### [57] CLAIM

The ornamental design is a new and original design for a case for storing and dispensing edible films, as shown and described.

### DESCRIPTION

FIG. 1 is a top plan view of a case for storing and dispensing edible films showing my new design;  
 FIG. 2 is a bottom plan view thereof;  
 FIG. 3 is a rear elevational view thereof;  
 FIG. 4 is a front elevational view thereof;  
 FIG. 5 is a left side elevational view thereof;  
 FIG. 6 is a right side elevational view thereof;  
 FIG. 7 is a cross-sectional view taken along line 7—7 of FIG. 8 with the cover being in an open condition;  
 FIG. 8 is a top plan view thereof in an open condition;  
 FIG. 9 is a bottom plan view thereof in an open condition;  
 FIG. 10 is a rear elevation view thereof in an open condition;  
 FIG. 11 is a front elevation view thereof in an open condition;  
 FIG. 12 is a left side elevation view thereof in an open condition; and,  
 FIG. 13 is a right side elevation view thereof in an open condition.

1 Claim, 2 Drawing Sheets

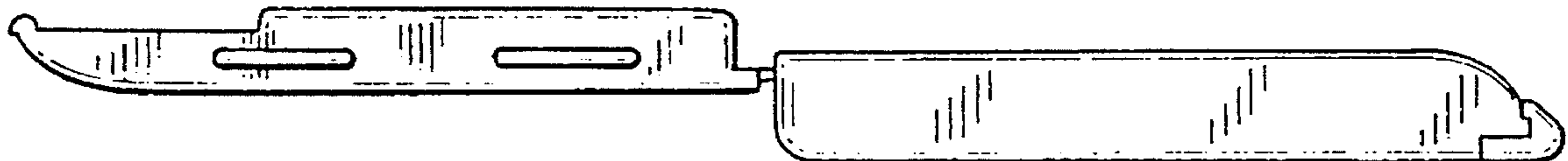
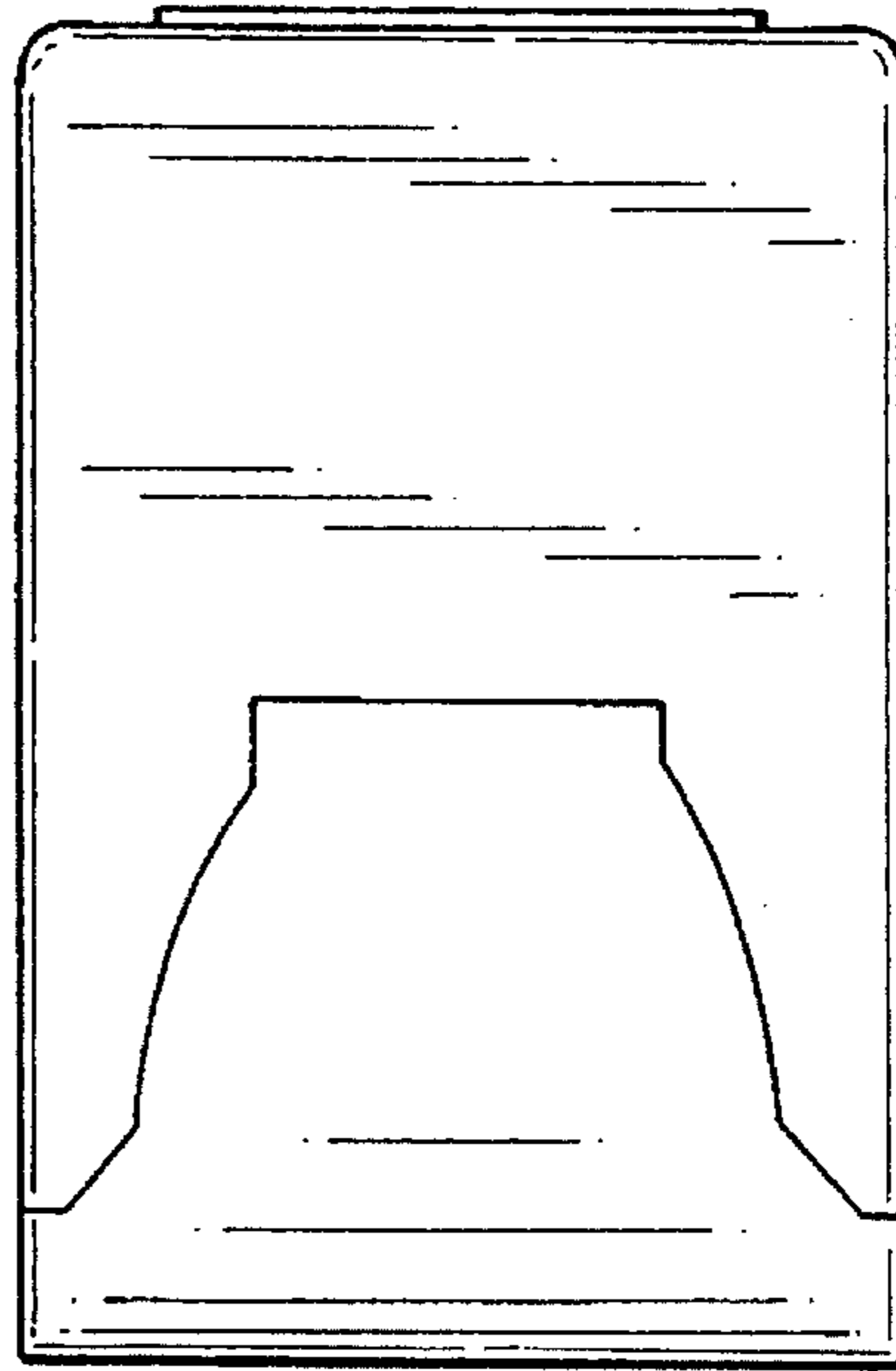



FIG. 1




FIG. 2

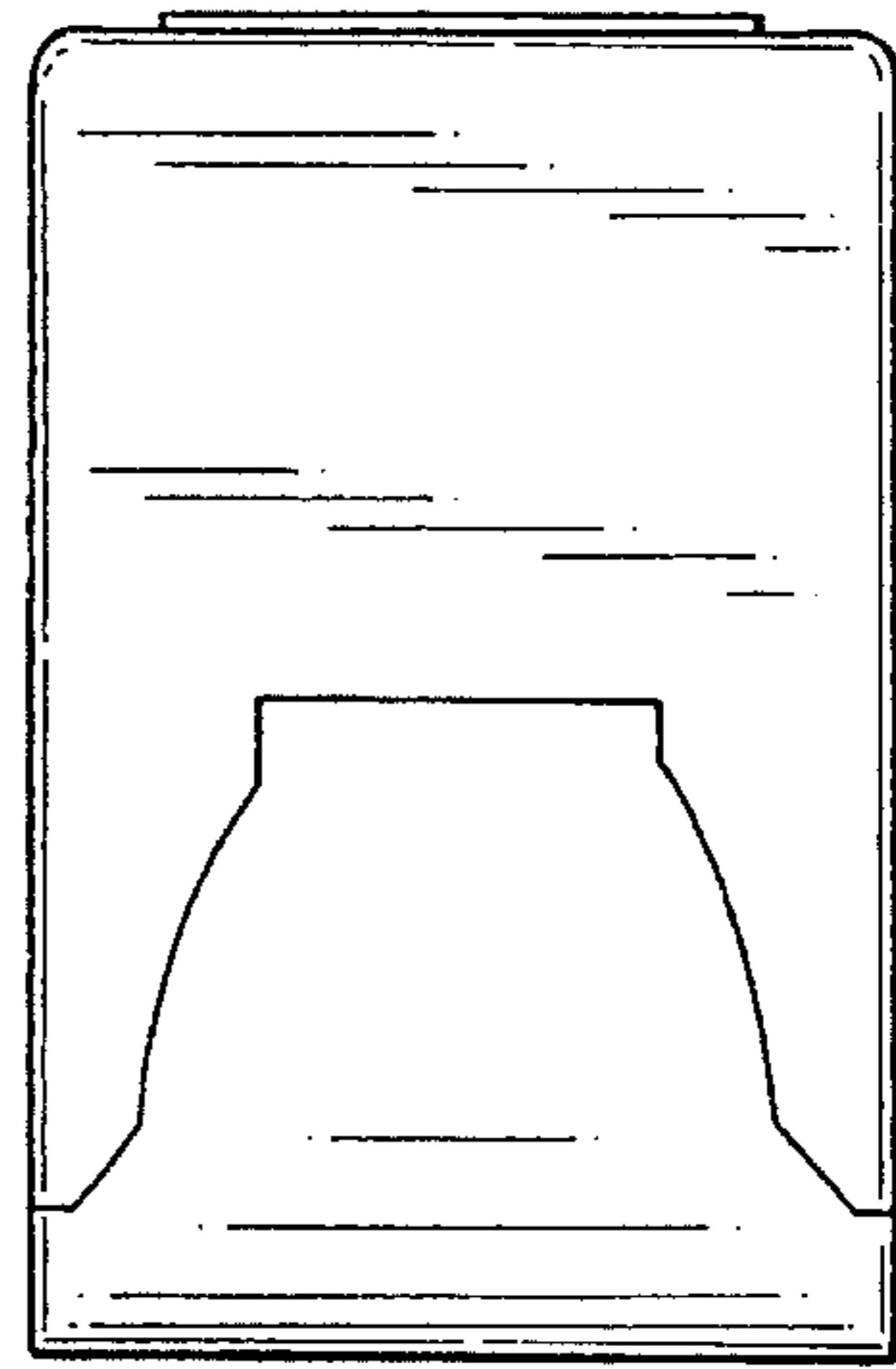


FIG. 3




FIG. 4




FIG. 5



FIG. 6




FIG. 7

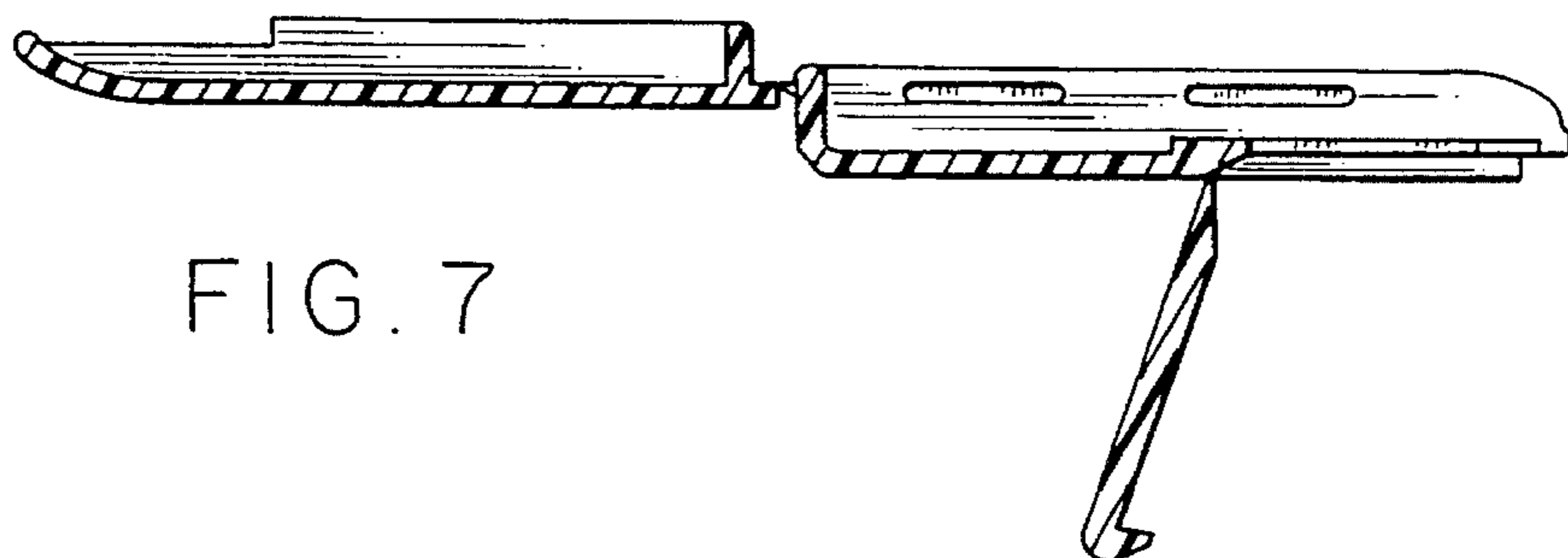


FIG. 8

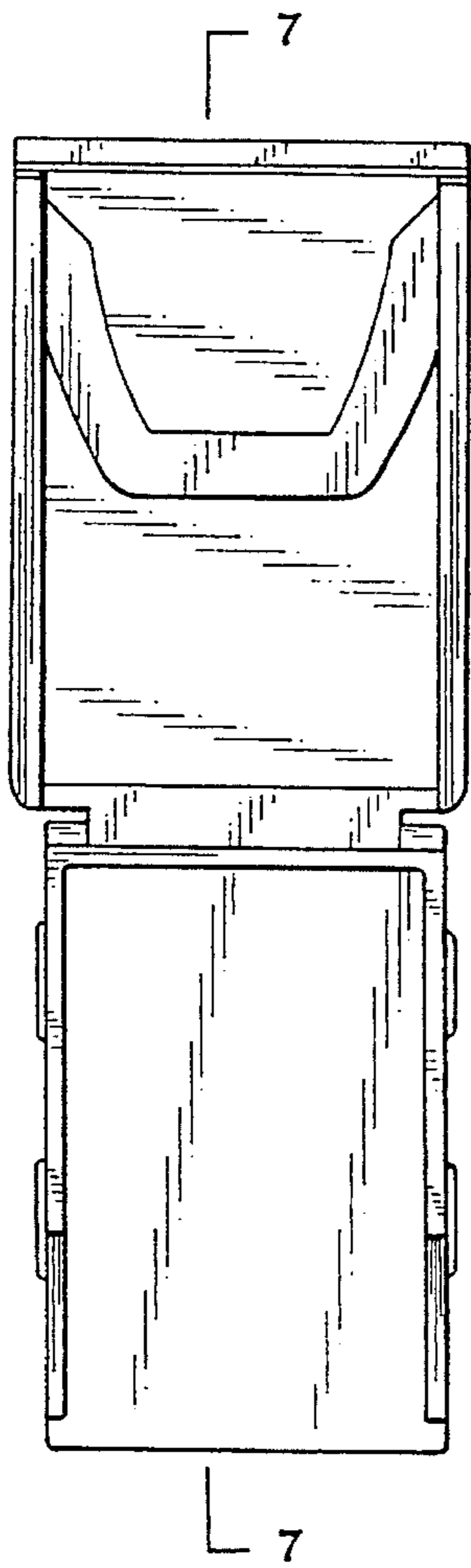


FIG. 9




FIG. 10




FIG. 11




FIG. 12

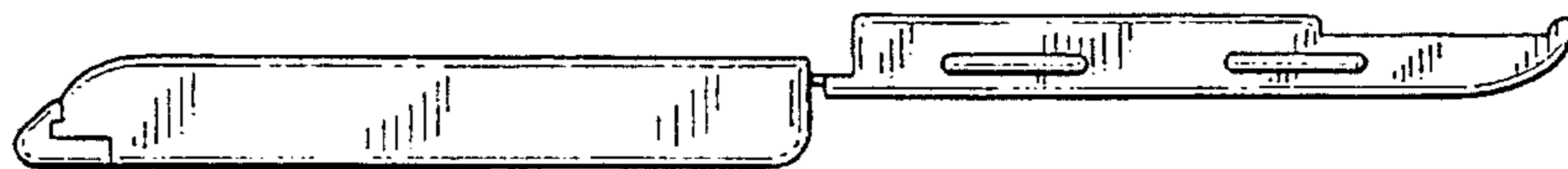


FIG. 13

