



US00D371720S

United States Patent [19]
Hung

[11] **Patent Number:** **Des. 371,720**
[45] **Date of Patent:** ****Jul. 16, 1996**

[54] **TWO-PERSON CEREMONIAL CUP**
[76] Inventor: **Hsing-Jung Hung**, No. 412, Nan An Road, Erh Lin Town, Chang Hua Hsien, Taiwan
[**] Term: **14 Years**
[21] Appl. No.: **32,334**
[22] Filed: **Dec. 16, 1994**
[52] U.S. Cl. **D7/513; D7/503; D7/534**
[58] **Field of Search** D7/619, 622, 507, D7/509, 510, 511, 513, 512, 514, 515, 516, 523, 534, 531, 532, 533, 534, 535, 536, 536, 503, 555; 220/575, 556; D9/503; D99/25

D. 255,201 6/1980 Common D7/513
D. 266,486 10/1982 Lütz D9/503
D. 337,236 7/1993 Sambinelli D7/316 X
D. 967,229 9/1935 Broomhall D7/536
1,496,989 6/1927 Kideney D7/622 X

Primary Examiner—M. N. Pandozzi
Attorney, Agent, or Firm—Pro-Techtor International

[57] **CLAIM**

The ornamental design for a two-person ceremonial cup, as shown and described.

DESCRIPTION

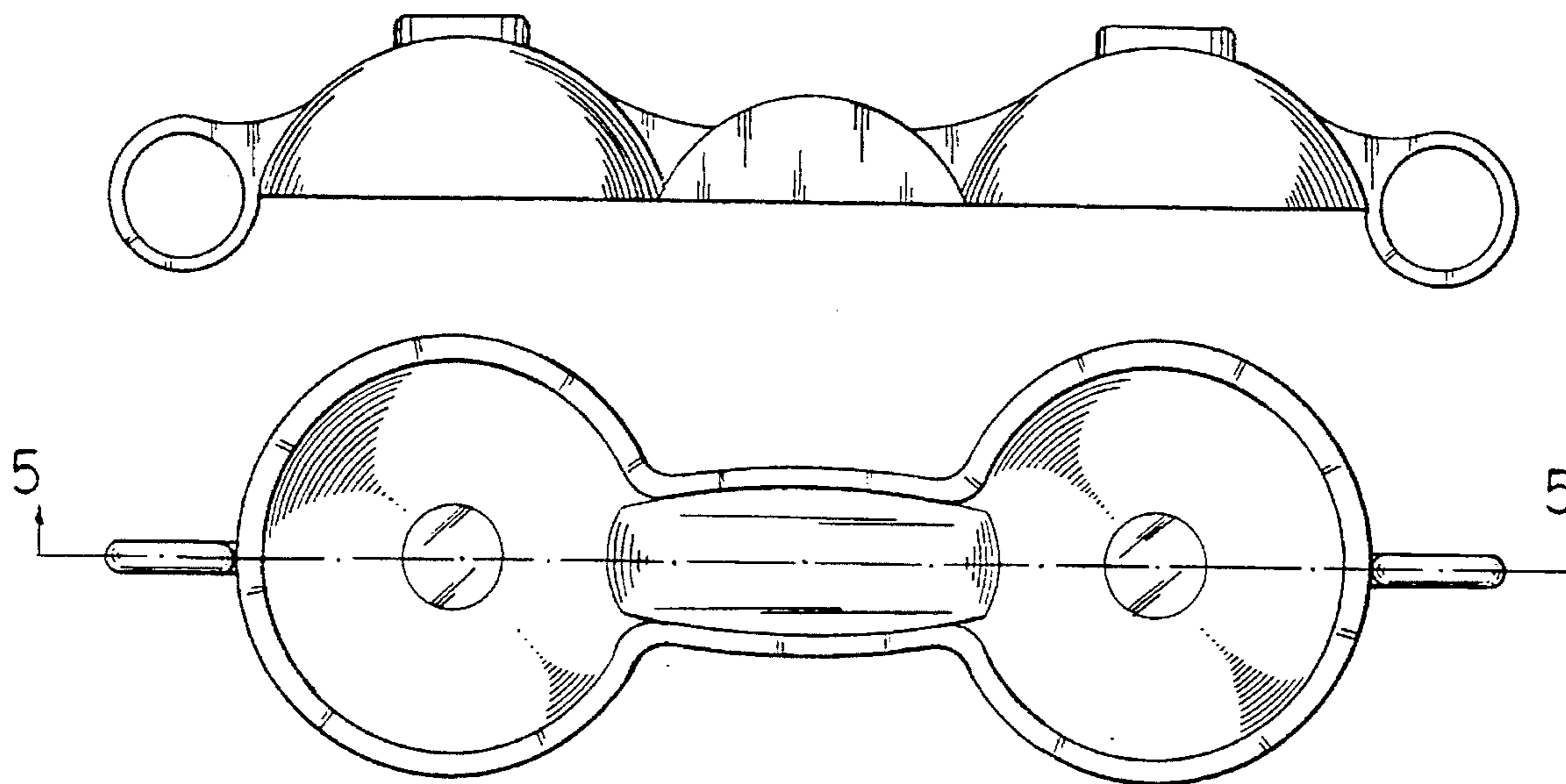
FIG. 1 is a rear elevational view of a two-person ceremonial cup showing my new design, the front elevational view is a mirror image thereof;
FIG. 2 is a top plan view thereof;
FIG. 3 is a right side elevational view being a mirror image thereof;
FIG. 4 is a bottom plan view thereof; and,
FIG. 5 is a section view taken along line 5—5 of a FIG. 2

[56] **References Cited**

U.S. PATENT DOCUMENTS

D. 166,014 2/1952 Wright D7/536
D. 167,917 10/1952 Wagner D7/536
D. 173,452 11/1954 Nordin D7/513 X
D. 218,350 8/1970 Marks D7/513

1 Claim, 1 Drawing Sheet



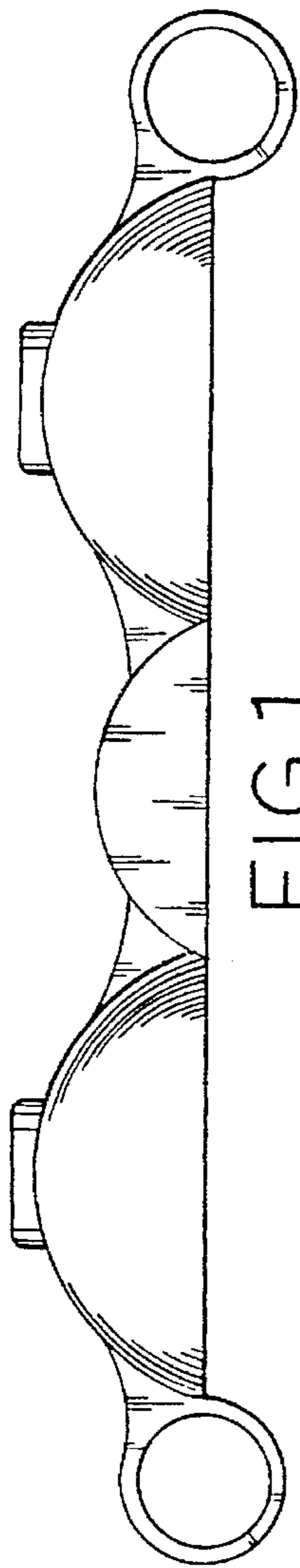


FIG. 1

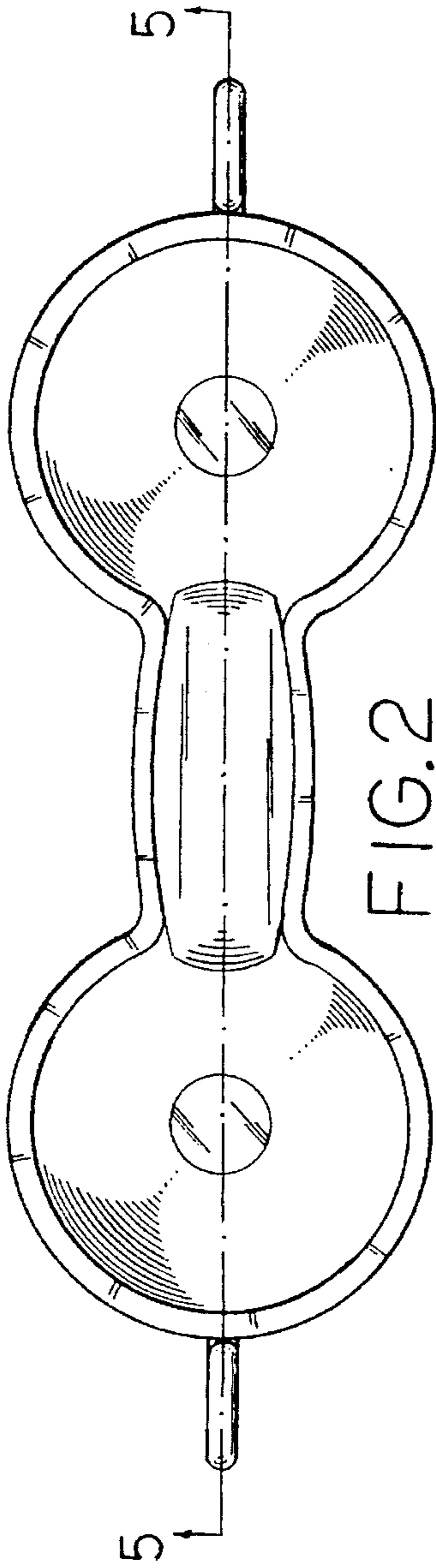


FIG. 2

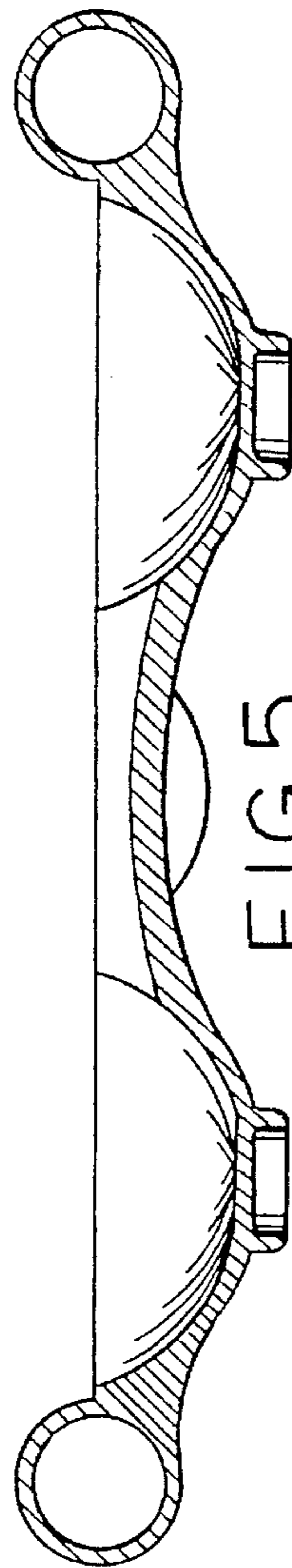


FIG. 5

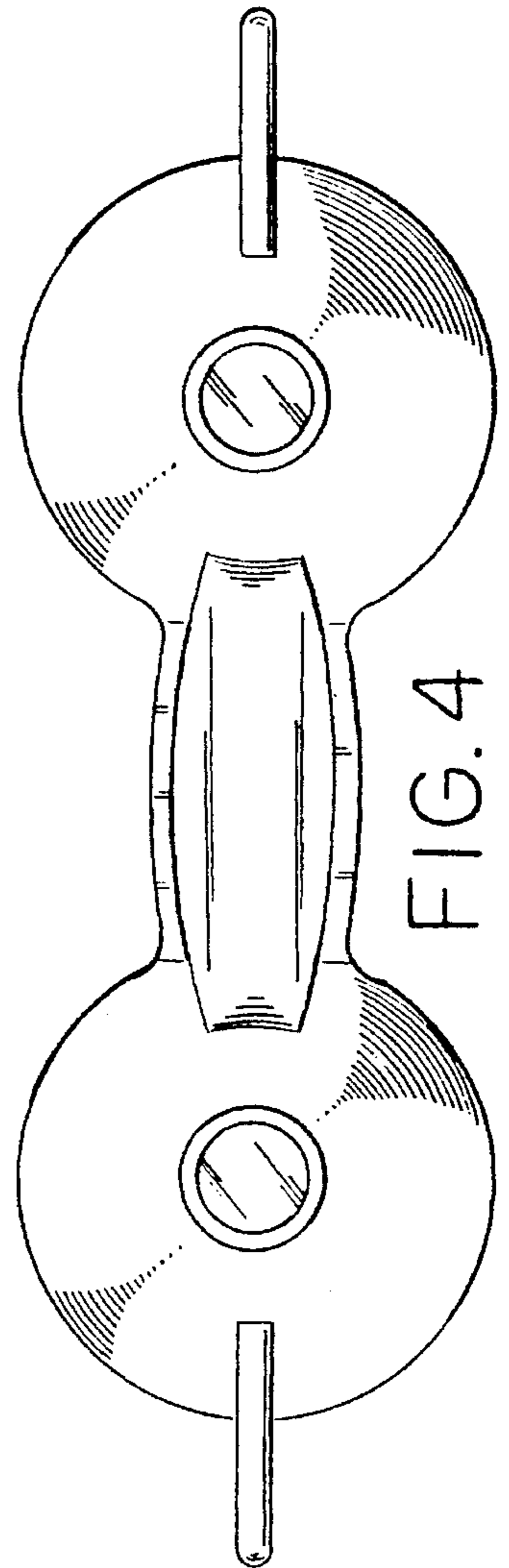


FIG. 4

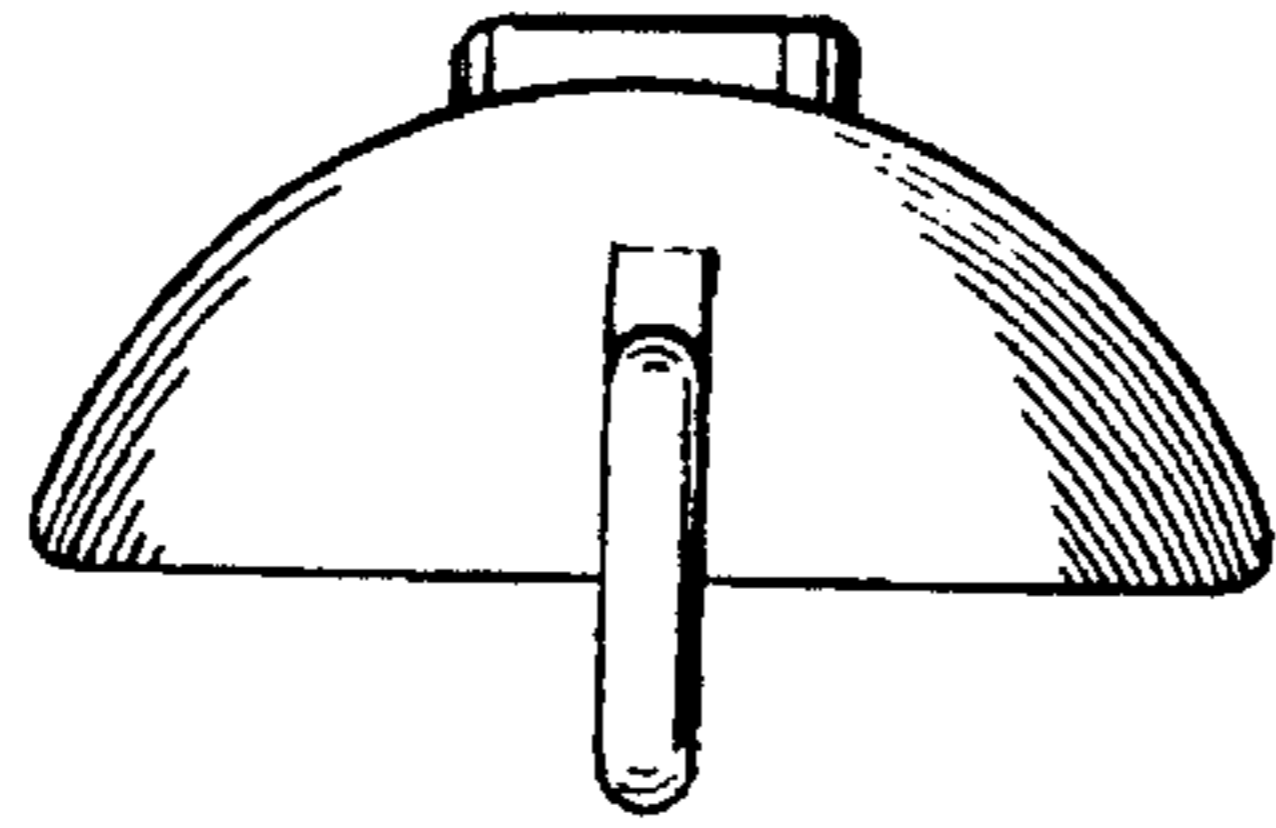


FIG. 3