



US00D371691S

United States Patent [19]

[11] Patent Number: **Des. 371,691**

O'Hare et al.

[45] Date of Patent: ****Jul. 16, 1996**

[54] CHEST

"Directions" by W&L Aug. 1991, p. 18; Bombe chest top left on page.

[75] Inventors: **Timothy M. O'Hare; H. Thomas Keller**, both of High Point, N.C.

Primary Examiner—Carmen H. Vales-Lado
Attorney, Agent, or Firm—Edgar A. Zarins; Malcolm L. Sutherland

[73] Assignee: **Henredon Furniture Industries, Inc.**, Morganton, N.C.

[**] Term: **14 Years**

[57] CLAIM

[21] Appl. No.: **28,129**

The ornamental design for a chest, as shown and described.

[22] Filed: **Sep. 8, 1994**

DESCRIPTION

[52] U.S. Cl. **D6/441; D6/445**

FIG. 1 is a perspective view of a chest showing our new design;

[58] Field of Search **D6/432-448; 312/204**

FIG. 2 is a front elevational view thereof;

[56] References Cited

U.S. PATENT DOCUMENTS

D. 295,804 5/1988 Tarlow D6/441

FIG. 3 is a top plan view thereof; and,


OTHER PUBLICATIONS

La Barge, p. 4; Boule commode top left on page.
Kittinger ; Bombe chest on page.
Ethan Allen Treasury of Collectors Classics ©1981, p. 11;
Bombe Chest, item #62 on page.

FIG. 4 is a left side elevational view as seen when in use, the opposite side being a mirror image.

The broken lines indicate a stitching pattern in the surface of the chest.

1 Claim, 2 Drawing Sheets







Fig - 1

Fig - 2






Fig - 3

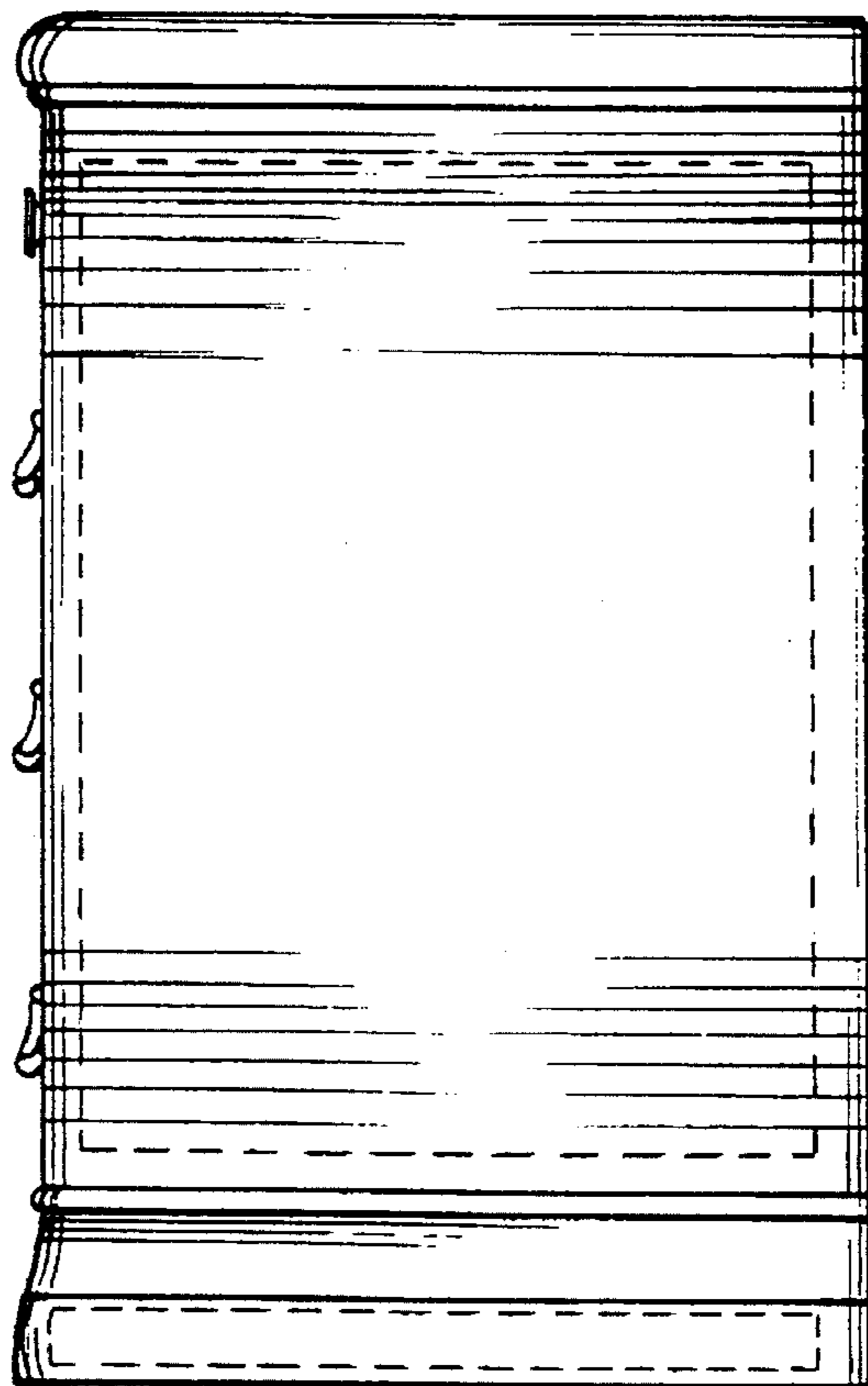


Fig - 4