



US00D371684S

United States Patent [19]

Caldwell

[11] Patent Number: **Des. 371,684**

[45] Date of Patent: ****Jul. 16, 1996**

[54] CHAIR

D. 358,947 6/1995 Weiss D6/376
D. 363,826 11/1995 Martin D6/370

[76] Inventor: **John W. Caldwell**, 901 El Centro St.,
South Pasadena, Calif. 91030

OTHER PUBLICATIONS

Brown Jordan Golden Anniversary Catalog, 1995.
Woodard Gallery Catalog, 1992.
Tropitone Catalog, 1989.

[**] Term: **14 Years**

Primary Examiner—Gary D. Watson
Attorney, Agent, or Firm—Knobbe, Martens, Olson & Bear

[21] Appl. No.: **37,857**

[22] Filed: **Apr. 21, 1995**

[52] U.S. Cl. **D6/376; D6/379; D6/380**

[57] CLAIM

[58] Field of Search D6/334, 369, 370,
D6/374, 376, 379, 380, 500, 501, 502;
297/445.1

The ornamental design for a chair, as shown and described.

DESCRIPTION


[56] References Cited

U.S. PATENT DOCUMENTS

D. 206,154	11/1966	Bradley	D6/369
D. 223,824	6/1972	Caldwell	D6/376
D. 316,338	4/1991	Frinier	D6/380
D. 316,491	4/1991	Frinier	D6/379
D. 342,391	12/1993	Caldwell	D6/376
D. 357,138	4/1995	Hess	D6/379

FIG. 1 is a front perspective view of the chair of the present invention;
FIG. 2 is a rear elevational view thereof;
FIG. 3 is a left side elevational view thereof, the right side elevational view being a mirror image thereof;
FIG. 4 is a front elevational view thereof;
FIG. 5 is a top plan view thereof; and,
FIG. 6 is a bottom plan view thereof.

1 Claim, 3 Drawing Sheets






Fig. 1




Fig. 2

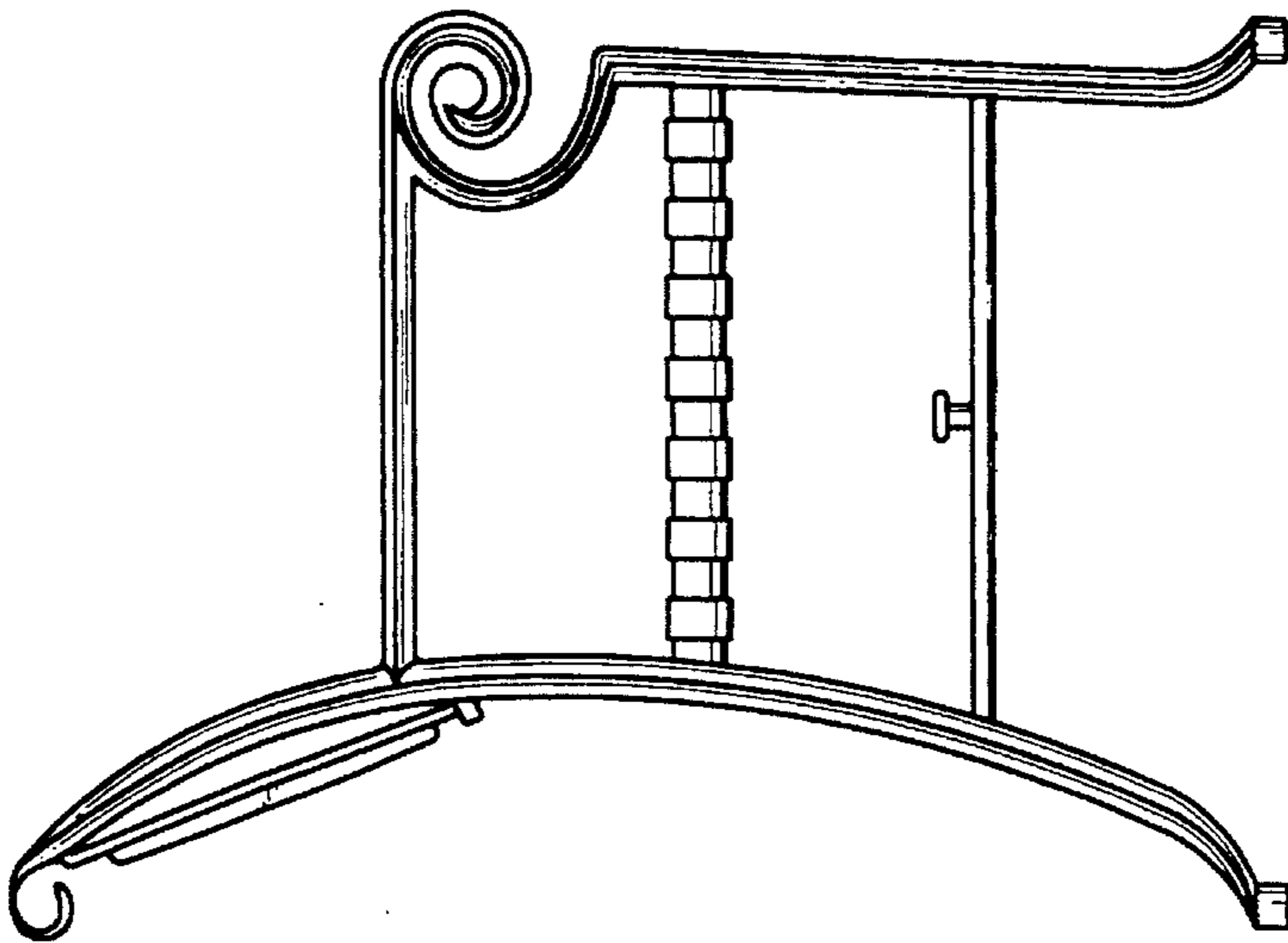


Fig. 3




Fig. 4




Fig. 5

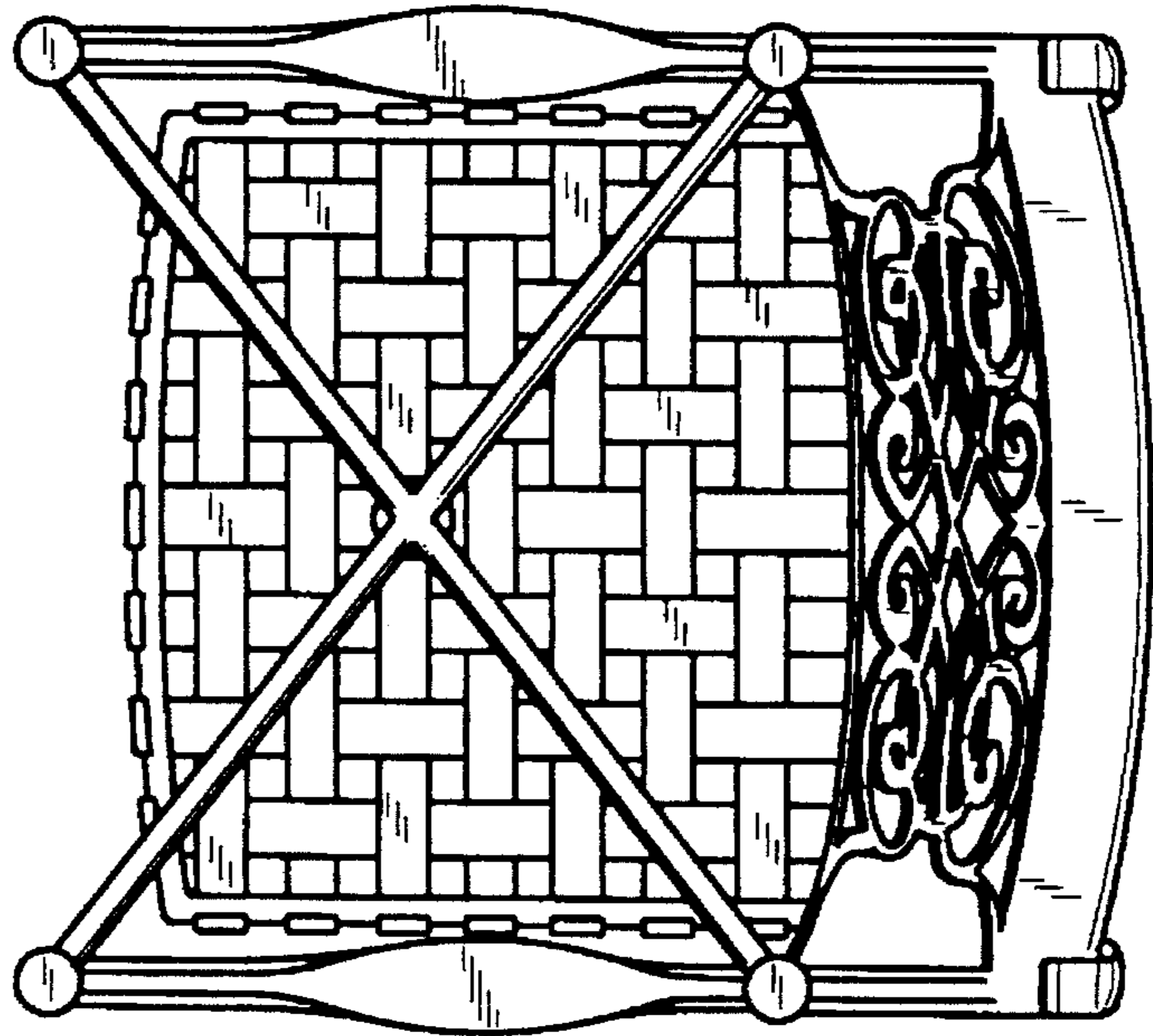


Fig. 6