



US00D371675S

**United States Patent** [19]  
**Carter**

[11] **Patent Number: Des. 371,675**  
[45] **Date of Patent: \*\*Jul. 16, 1996**

[54] **WRIST WALLET**

[76] Inventor: **Russell J. Carter**, 3857 Maple Grove Rd., Chillicothe, Ohio 45601

[\*\*] Term: **14 Years**

[21] Appl. No.: **39,573**

[22] Filed: **May 31, 1995**

[52] U.S. Cl. .... **D3/215**

[58] **Field of Search** ..... D3/215, 224, 226, D3/230; 224/148, 205, 222, 223, 224, 226, 219, 236, 250, 252, 253, 267, 901

[56] **References Cited**

**U.S. PATENT DOCUMENTS**

D. 255,509	6/1980	Nathan et al. ....	D3/226
D. 318,374	7/1991	Powell .....	D3/230
D. 339,472	9/1993	Parker .....	D3/230
D. 340,805	11/1993	Bates et al. ....	D3/230
D. 352,824	11/1994	Saggese, Jr. ....	D3/215

*Primary Examiner*—Doris V. Coles

*Assistant Examiner*—Catherine R. Oliver  
*Attorney, Agent, or Firm*—Philip J. Pollick

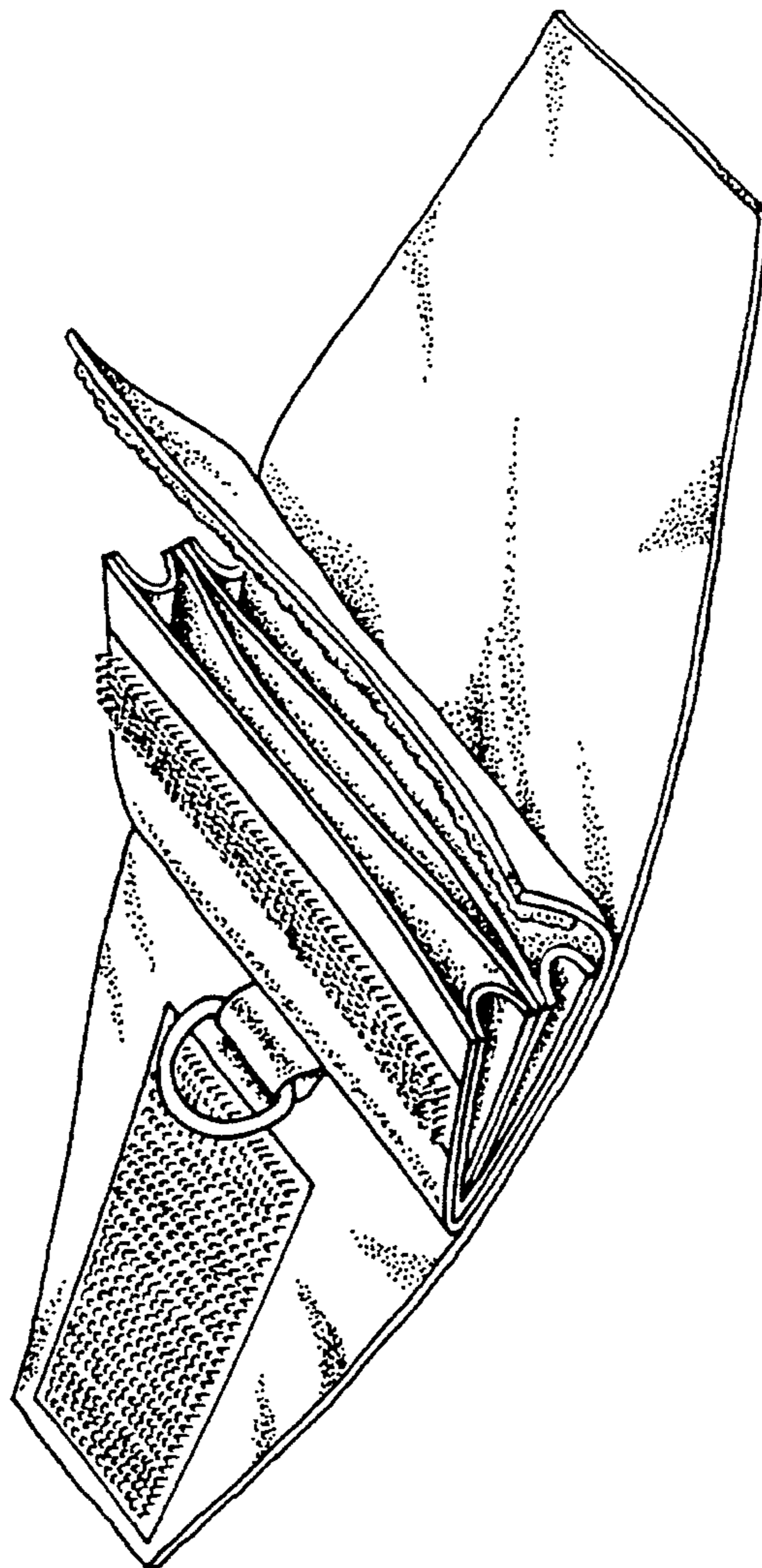
[57] **CLAIM**

The ornamental design for a wrist wallet, as shown and described.

**DESCRIPTION**

FIG. 1 is a top view of the wrist wallet showing my new design;  
FIG. 2 is a right side elevational view thereof;  
FIG. 3 is a front elevational view thereof;  
FIG. 4 is a rear elevational view thereof;  
FIG. 5 is a left side elevational view thereof;  
FIG. 6 is a bottom view thereof;  
FIG. 7 is a perspective view thereof; and,  
FIG. 8 is a perspective view of the invention secured in position; the broken line showing of a hand and part of an arm is for illustrative purposes only and forms no part of the claimed design.

**1 Claim, 2 Drawing Sheets**






Fig. 1



Fig. 2



Fig. 3




Fig. 4



Fig. 5




Fig. 6

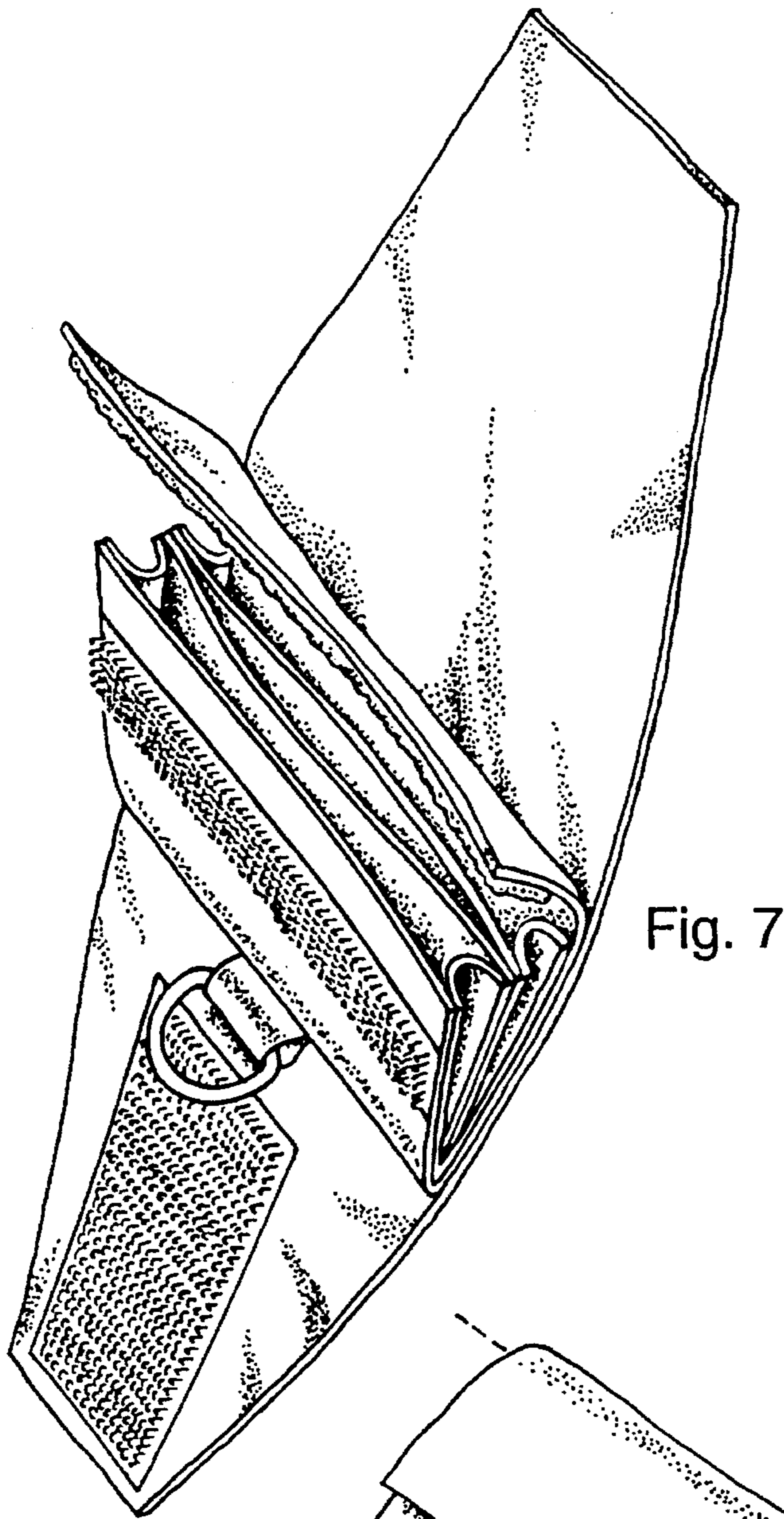


Fig. 7

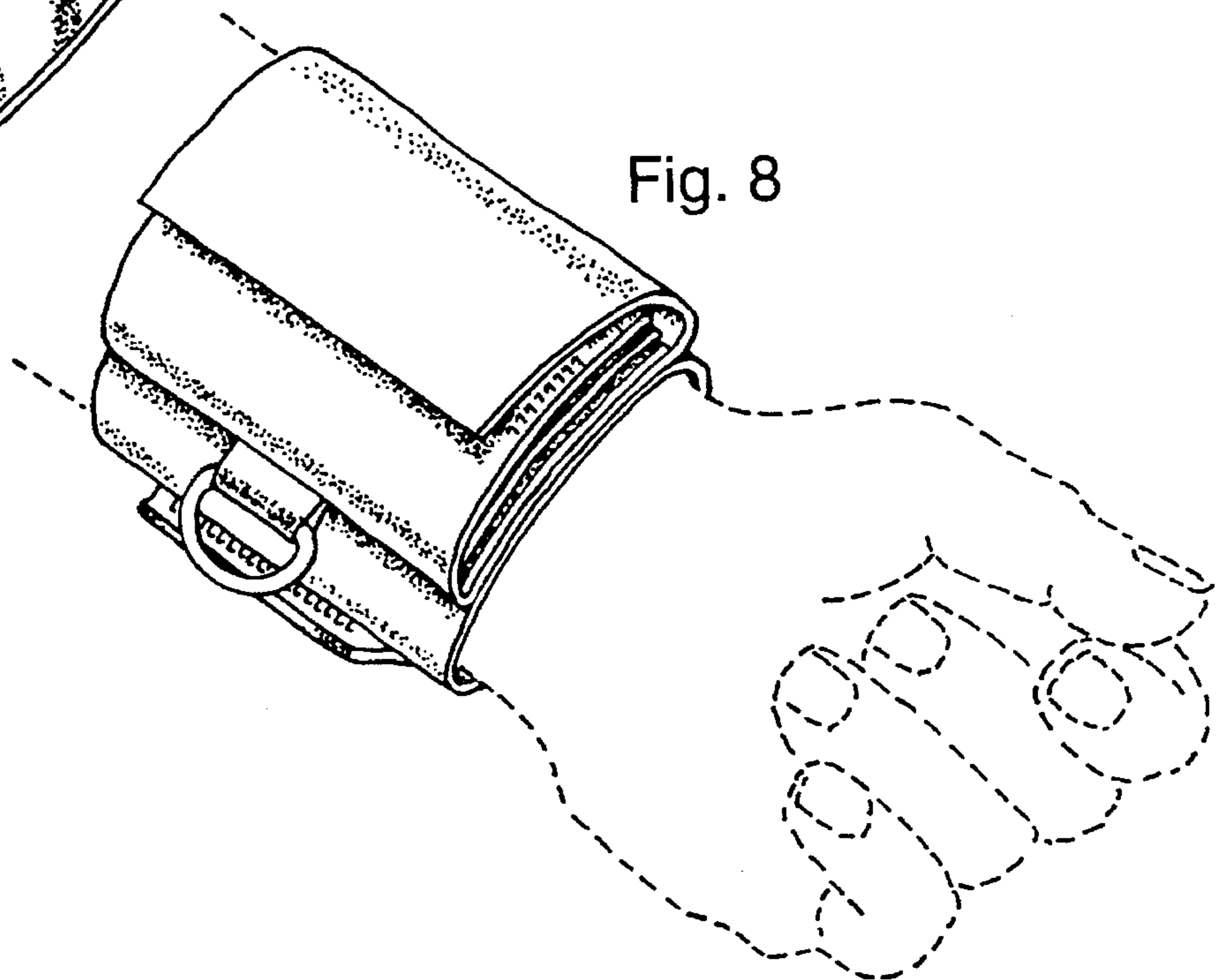


Fig. 8