



US00D371666S

# United States Patent [19]

Kubsik et al.

[11] Patent Number: **Des. 371,666**

[45] Date of Patent: **\*\*Jul. 9, 1996**

[54] **CONVEYOR YOKE**

5,372,247 12/1994 Nishikawa ..... 198/861.1

[75] Inventors: **Robert Kubsik**, West Bloomfield;  
**Robert Goryca**, Farmington Hills;  
**James P. Johnson**, Howell; **Eric T. Nemeth**, Pinckney, all of Mich.

*Primary Examiner*—Alan P. Douglas  
*Assistant Examiner*—Linda Brooks  
*Attorney, Agent, or Firm*—Dickinson, Wright, Moon, Van Dusen & Freeman

[73] Assignee: **Jervis B. Webb Company**, Farmington, Mich.

[57] **CLAIM**

[\*\*] Term: **14 Years**

The ornamental design for conveyor yoke, as shown and described.

[21] Appl. No.: **32,553**

**DESCRIPTION**

[22] Filed: **Dec. 21, 1994**

FIG. 1 is a front elevational view of a conveyor yoke showing our new design. The rear elevational view thereof is identical to FIG. 1;

[52] U.S. Cl. .... **D34/29; D12/50**

FIG. 2 is a left side elevational view thereof. The right side elevational view is identical to FIG. 2;

[58] Field of Search ..... **D34/29, 28; 198/860.1, 198/861.1, 861.2, 735.2, 735.6, 860.2, 860.3, 860.4, 860.5, 836.1**

FIG. 3 is a top plan view thereof;

FIG. 4 is a bottom plan view thereof;

[56] **References Cited**

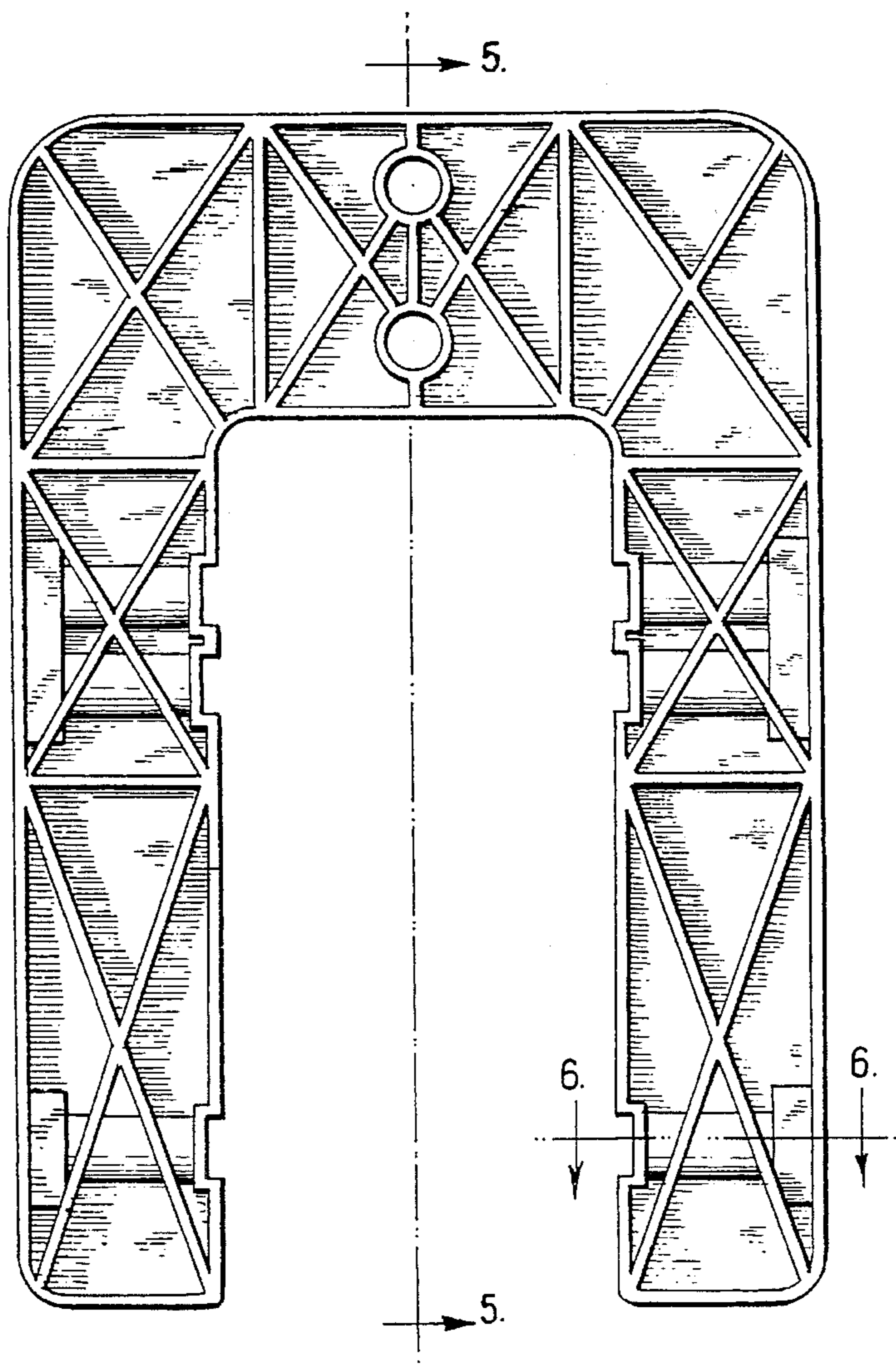
FIG. 5 is a cross section taken along line 5—5 of FIG. 1; and,

FIG. 6 is a cross section taken along line 6—6 of FIG. 1.

**U.S. PATENT DOCUMENTS**

D. 309,817 8/1990 Burkett ..... D34/29

**1 Claim, 2 Drawing Sheets**



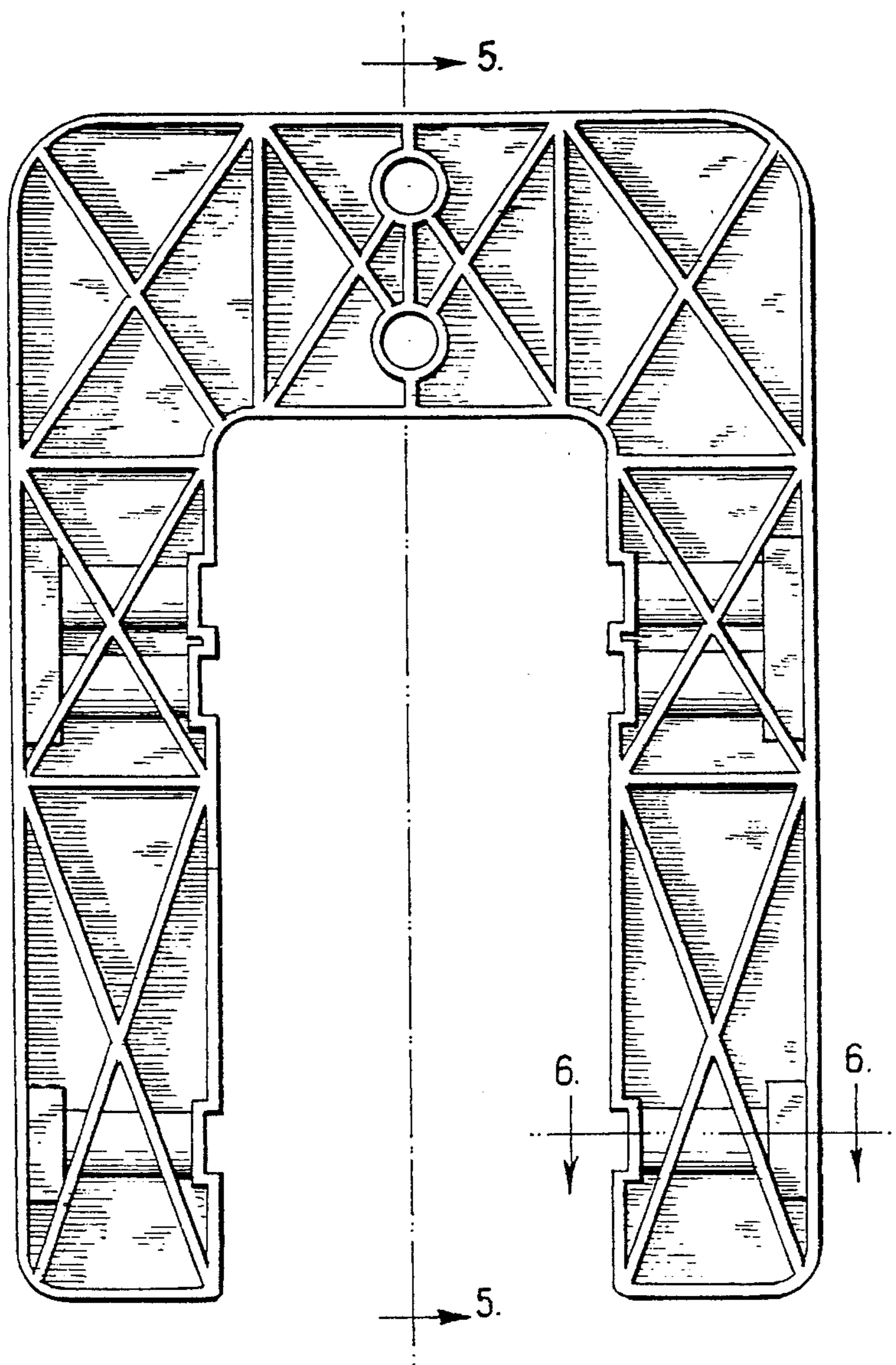


FIG. 1

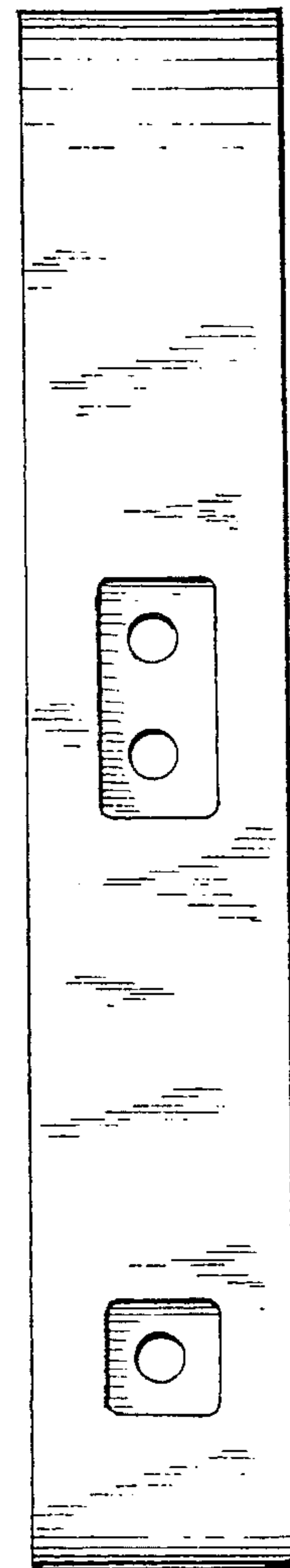


FIG. 2




FIG. 3




FIG. 4

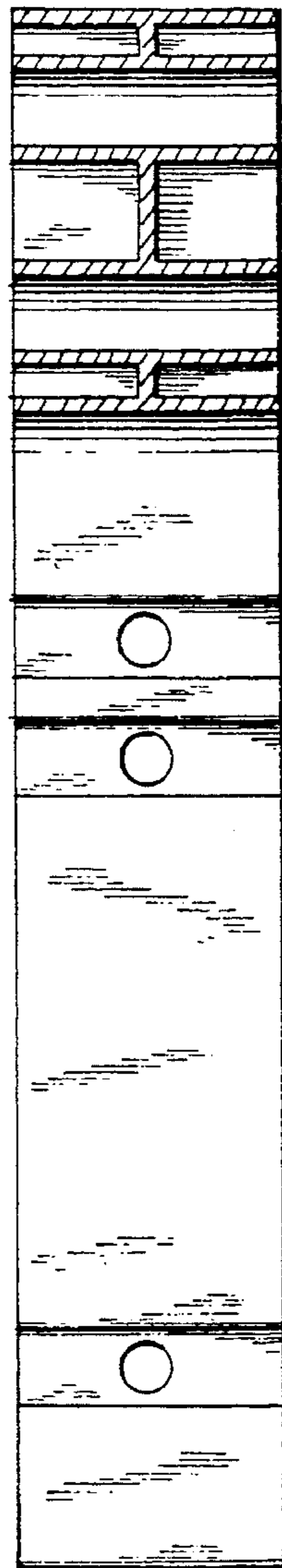


FIG. 5

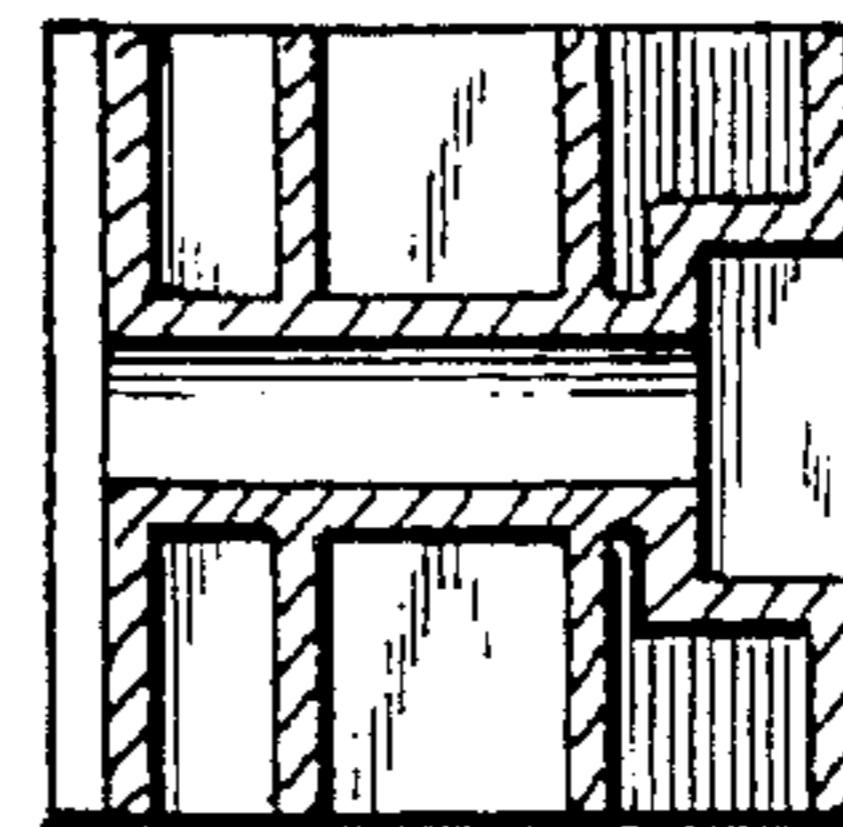


FIG. 6