



US00D371645S

United States Patent [19]

Lawson

[11] Patent Number: **Des. 371,645**

[45] Date of Patent: ****Jul. 9, 1996**

[54] **DOG CHEW TOY**

[75] Inventor: **Richard L. Lawson**, Sanger, Calif.

[73] Assignee: **Products Carousel, Incorporated**, Fresno, Calif.

[**] Term: **14 Years**

[21] Appl. No.: **31,157**

[22] Filed: **Nov. 18, 1994**

[52] U.S. Cl. **D30/160**

[58] Field of Search D30/158, 160;
D21/62-65; 119/708-710; 446/419

[56] **References Cited**

U.S. PATENT DOCUMENTS

D. 319,605	9/1991	Jenks	D30/160
D. 328,805	8/1992	O'Rourke	D30/160
D. 329,310	9/1992	O'Rourke	D30/160
D. 330,100	10/1992	O'Rourke	D30/160
D. 330,614	10/1992	O'Rourke	D30/160
D. 348,959	7/1994	Lawson	D30/160
1,911,512	5/1933	Kaufman	D30/160
3,105,243	10/1963	Kampfe et al.	D30/160
3,476,086	11/1969	Way	D30/160
4,321,888	3/1982	Topliffe	119/709
4,924,811	5/1990	Axelrod	119/710
5,033,410	7/1991	Sigurdsson	119/710
5,357,904	10/1994	Takahashi et al.	119/708
5,392,734	2/1995	Laone et al.	D30/160

FOREIGN PATENT DOCUMENTS

538316	6/1922	France	D30/160
2625599	7/1989	France	119/20
1041384	2/1986	Japan	D30/160

OTHER PUBLICATIONS

Dura Pro™ Products, Inc. brochure; Mar. 1990; p. 4; Tabby Tug (upper right corner).
Pet supplies Marketing Magazine, p. 49 Broda Products, Inc. Advertisement, Jul. 1989.

Primary Examiner—Cathy Anne MacCormac
Attorney, Agent, or Firm—Townsend and Townsend and Crew


[57] CLAIM

The ornamental design for a dog chew toy, as shown and described.

DESCRIPTION

FIG. 1 is a perspective view of a dog chew toy showing my new design;
FIG. 2 is a top plan view thereof;
FIG. 3 is a bottom plan view thereof;
FIG. 4 is a front elevational view thereof;
FIG. 5 is a right side elevational view thereof;
FIG. 6 is a rear elevational view thereof;
FIG. 7 is a left side elevational view thereof; and,
FIG. 8 is an enlarged view taken along line 8—8 of FIG. 4.

1 Claim, 3 Drawing Sheets



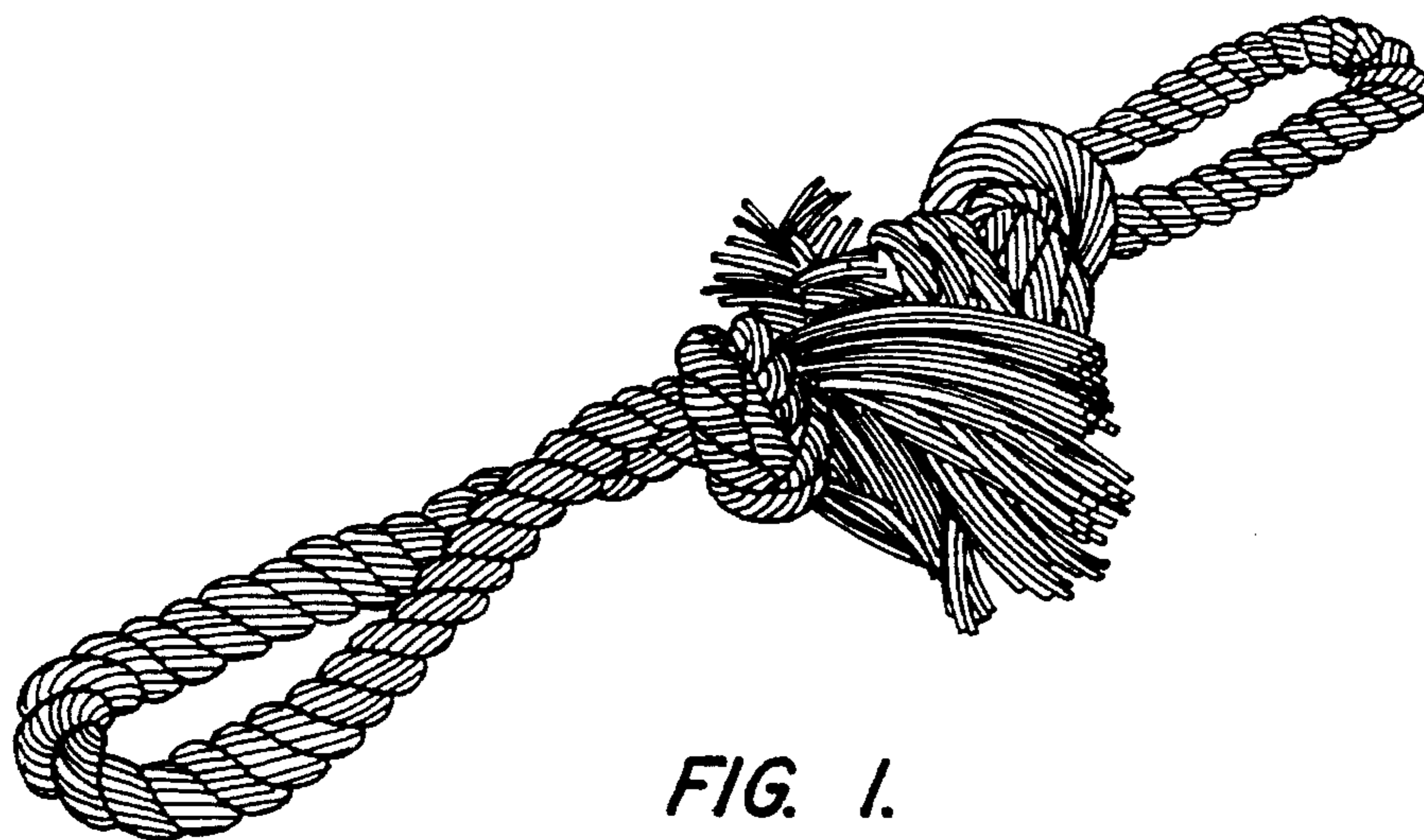


FIG. 1.




FIG. 2.




FIG. 3.

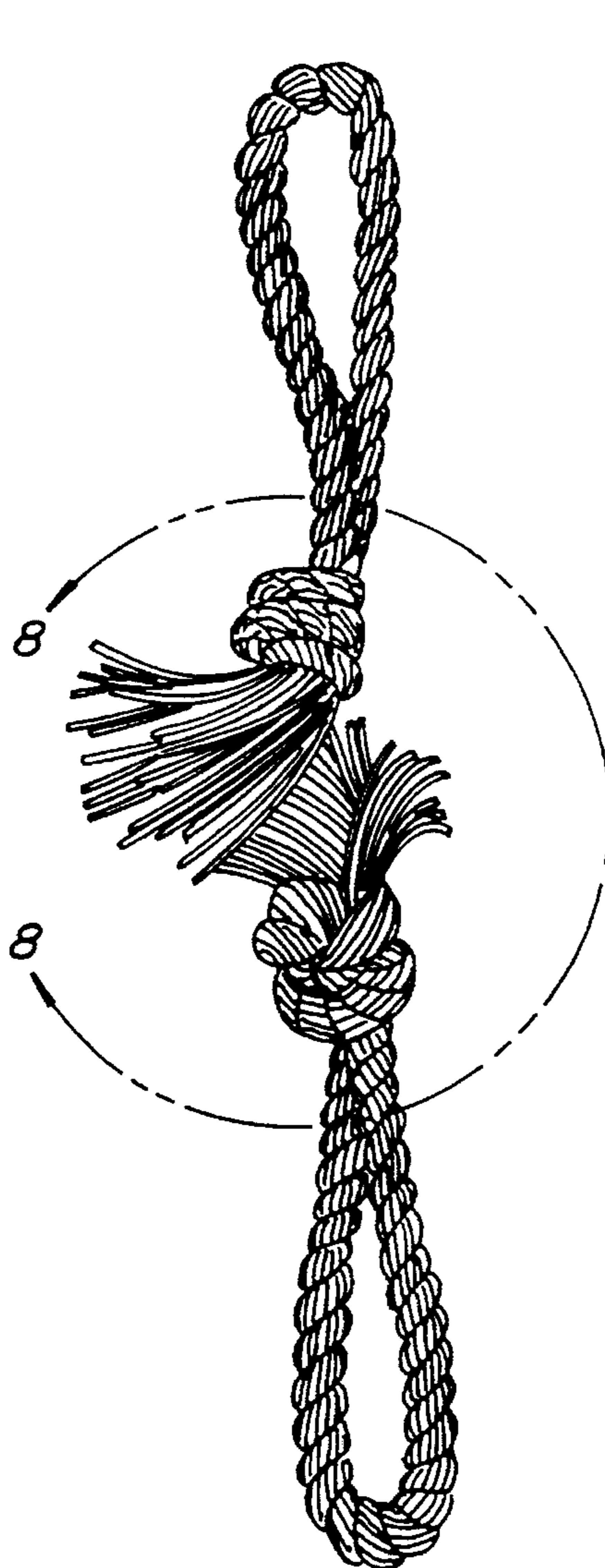


FIG. 4.



FIG. 5.




FIG. 6.



FIG. 7.

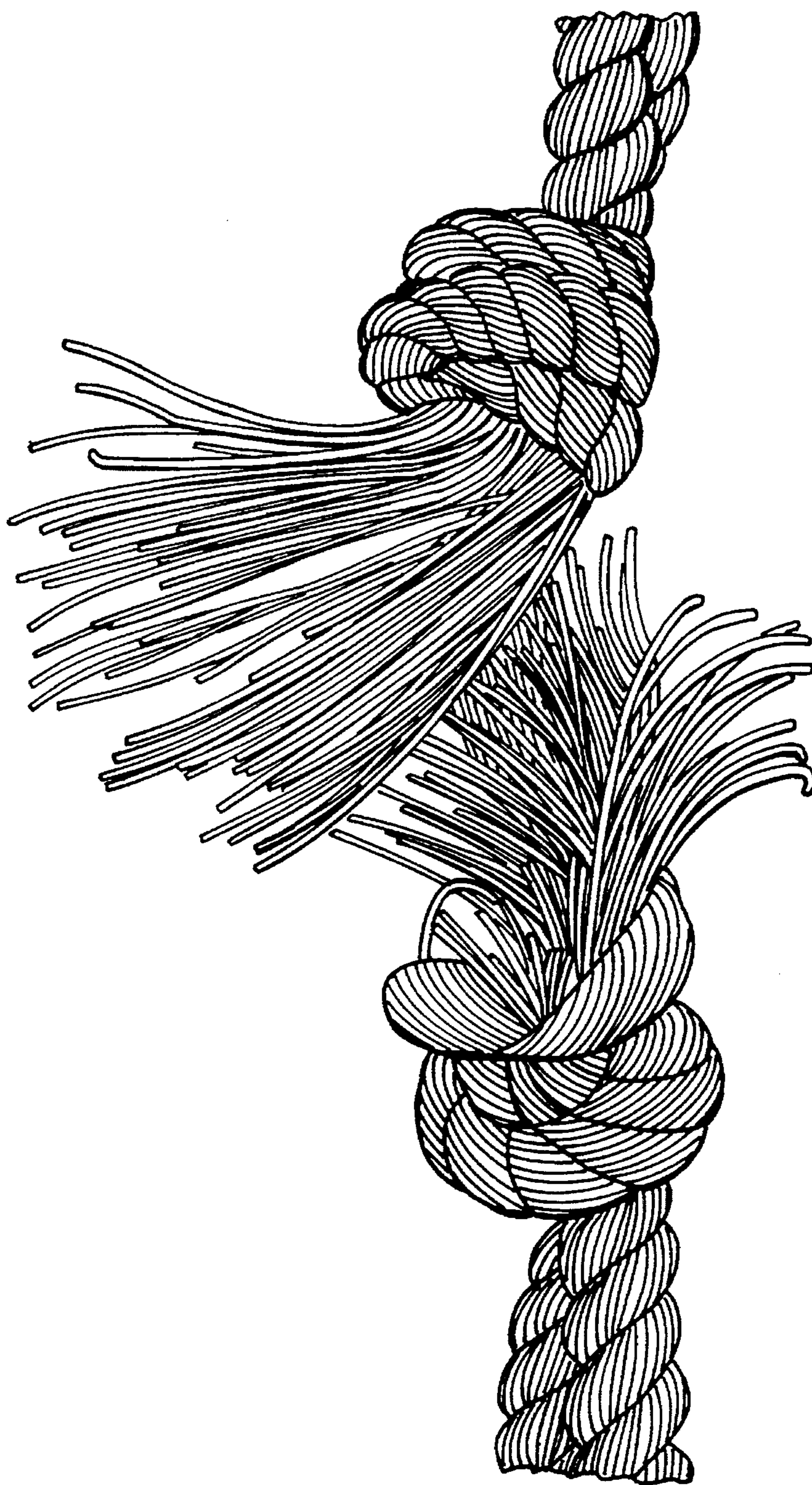


FIG. 8.