



US00D371634S

United States Patent [19]

Darbyshire et al.

[11] Patent Number: **Des. 371,634**

[45] Date of Patent: ****Jul. 9, 1996**

[54] **COMB**

2,879,777 3/1959 Miller D28/31 X
4,345,608 8/1982 Cavaioli et al. D28/31 X

[75] Inventors: **Martin R. Darbyshire**, London; **Brian J. Drumm**, East Lothian, both of United Kingdom

FOREIGN PATENT DOCUMENTS

29290 7/1925 France 132/150
194827 2/1907 Germany 132/150

[73] Assignee: **Brian Drumm Flattopper (U.K.) Limited**, Edinburgh, United Kingdom

OTHER PUBLICATIONS

[**] Term: **14 Years**

"Hong Kong Enterprise" Nov. 1981; p. 339; upper right quadrant of page—comb indicated by arrow.

[21] Appl. No.: **19,041**

Primary Examiner—Terry A. Wallace
Assistant Examiner—C. Tuttle
Attorney, Agent, or Firm—Young & Basile

[22] Filed: **Feb. 22, 1994**

[30] Foreign Application Priority Data

[57] CLAIM

Sep. 2, 1993 [GB] United Kingdom 2033519

The ornamental design for a comb, as shown and described.

[52] **U.S. Cl.** **D28/31**

DESCRIPTION

[58] **Field of Search** D28/21, 22, 24,
D28/25, 30, 31; 132/219, 148-150, 156,
159

FIG. 1 is a perspective view of a comb showing our new design;

[56] References Cited

U.S. PATENT DOCUMENTS

D. 217,997 7/1970 Bundles, Jr. D28/31
D. 282,298 1/1986 Mazzaferro D28/31
D. 311,603 10/1990 Drumm D28/31
D. 314,840 2/1991 Graley D28/25
1,633,893 6/1922 Hymer 132/150

FIG. 2 is a front end elevational view thereof;

FIG. 3 is a bottom plan view thereof;

FIG. 4 is a right side elevational view thereof, the side opposite being a mirror image of the side shown;

FIG. 5 is a top plan view thereof; and,

FIG. 6 is a rear end elevational view thereof.

1 Claim, 2 Drawing Sheets

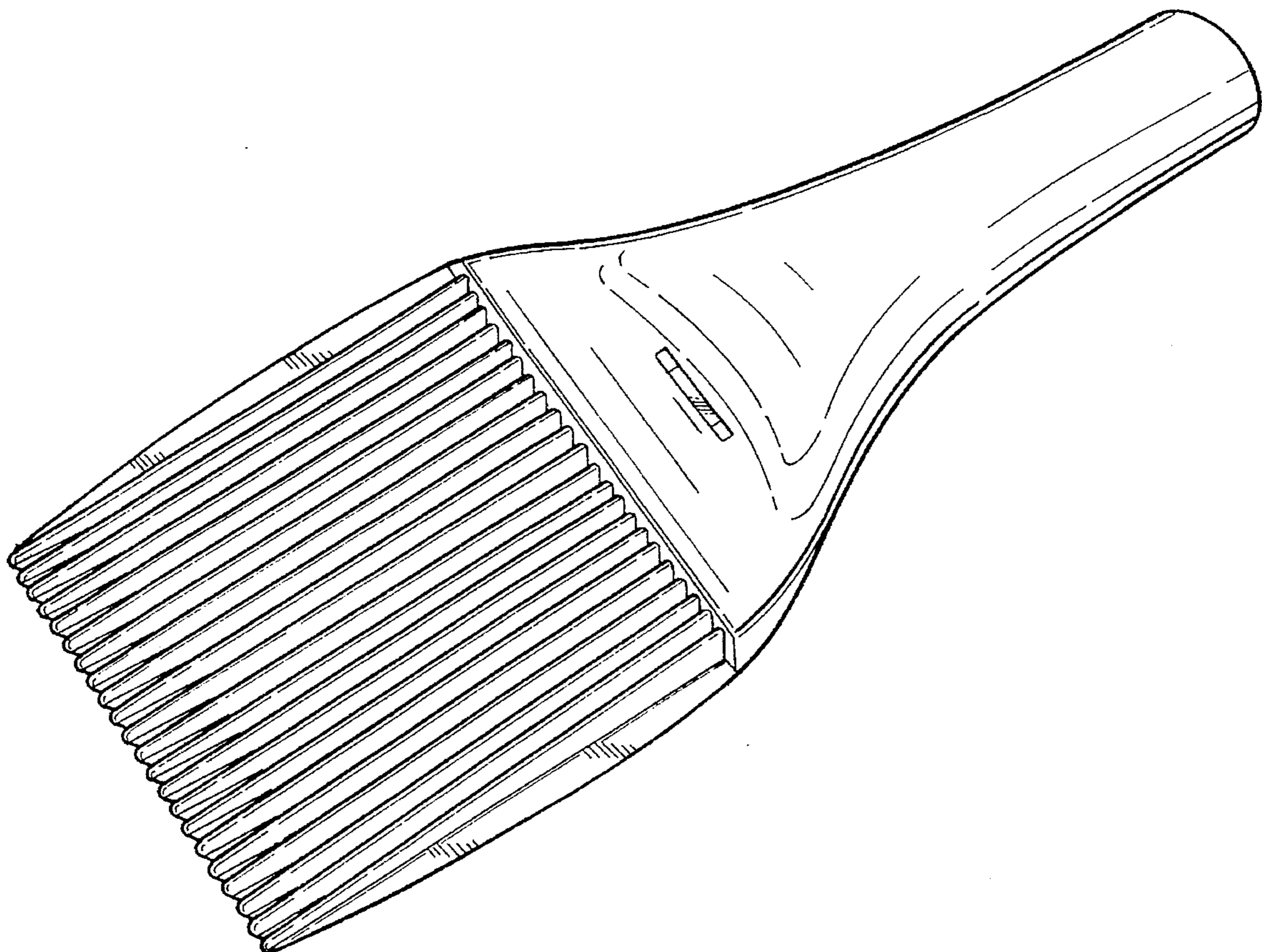


FIG-1

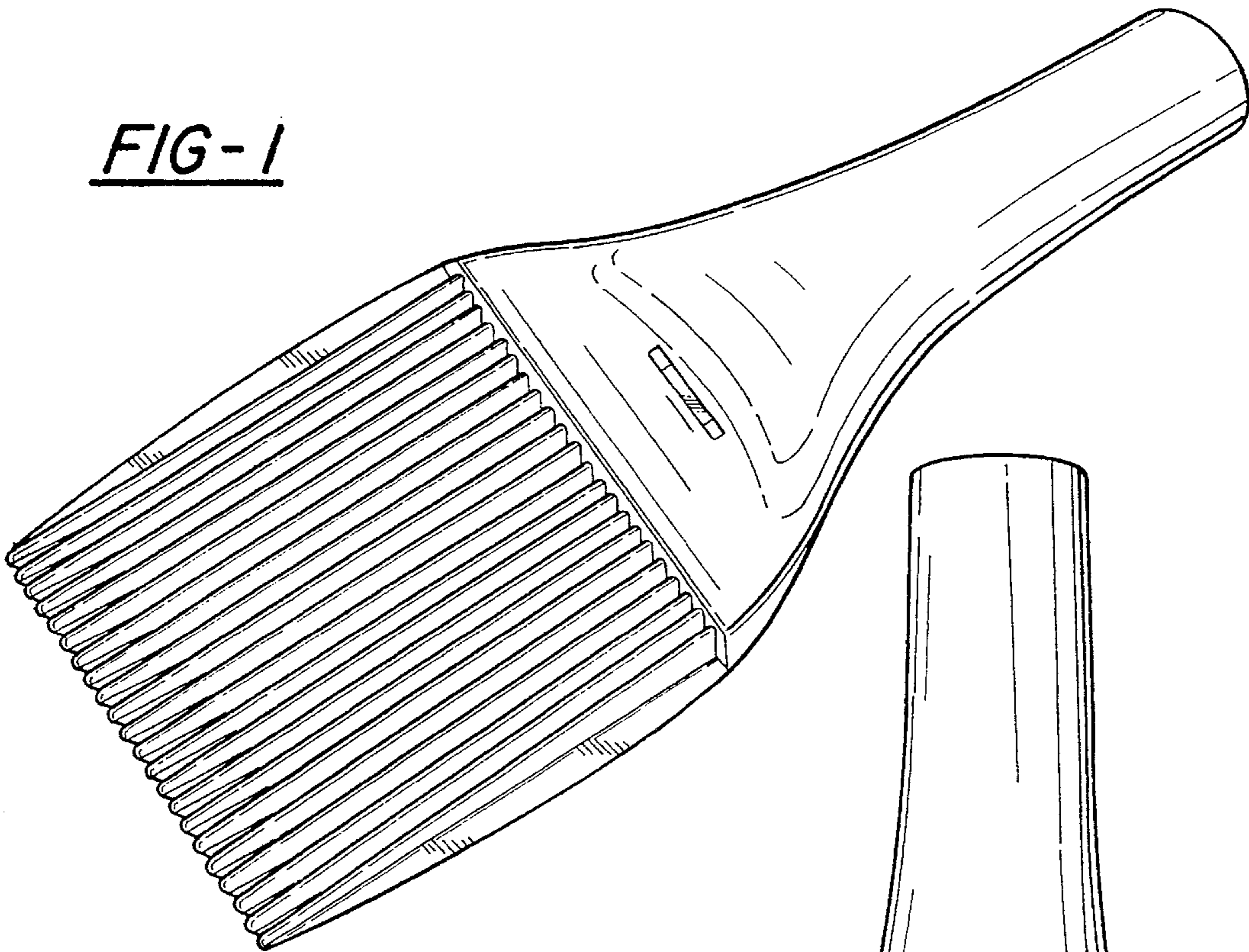


FIG-3

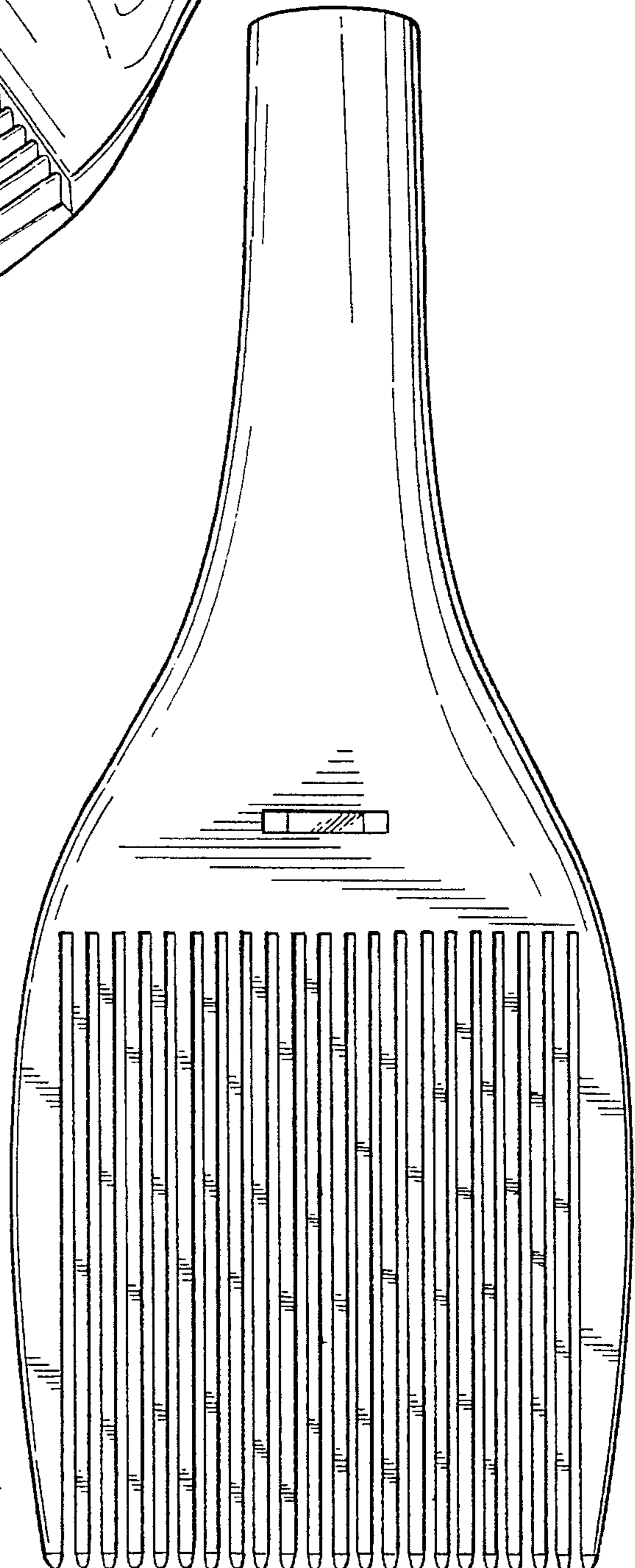
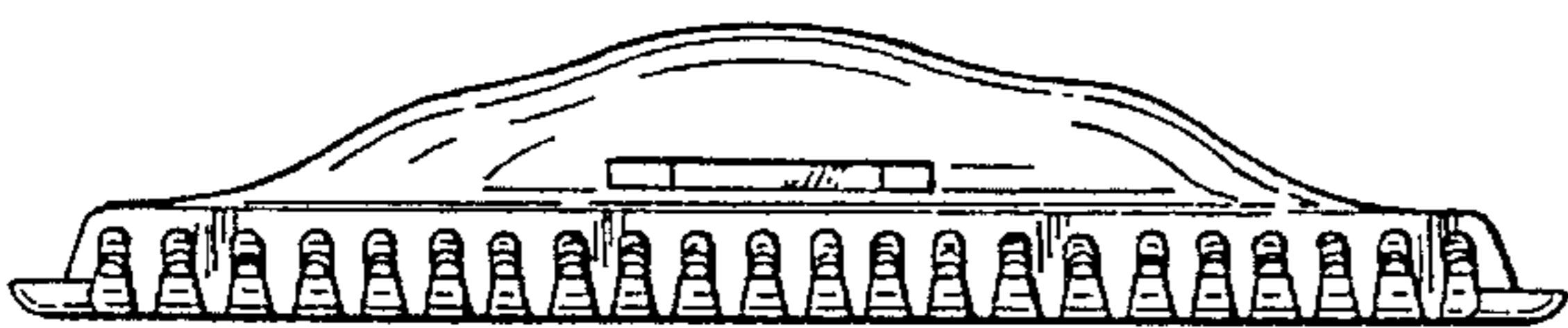


FIG-2



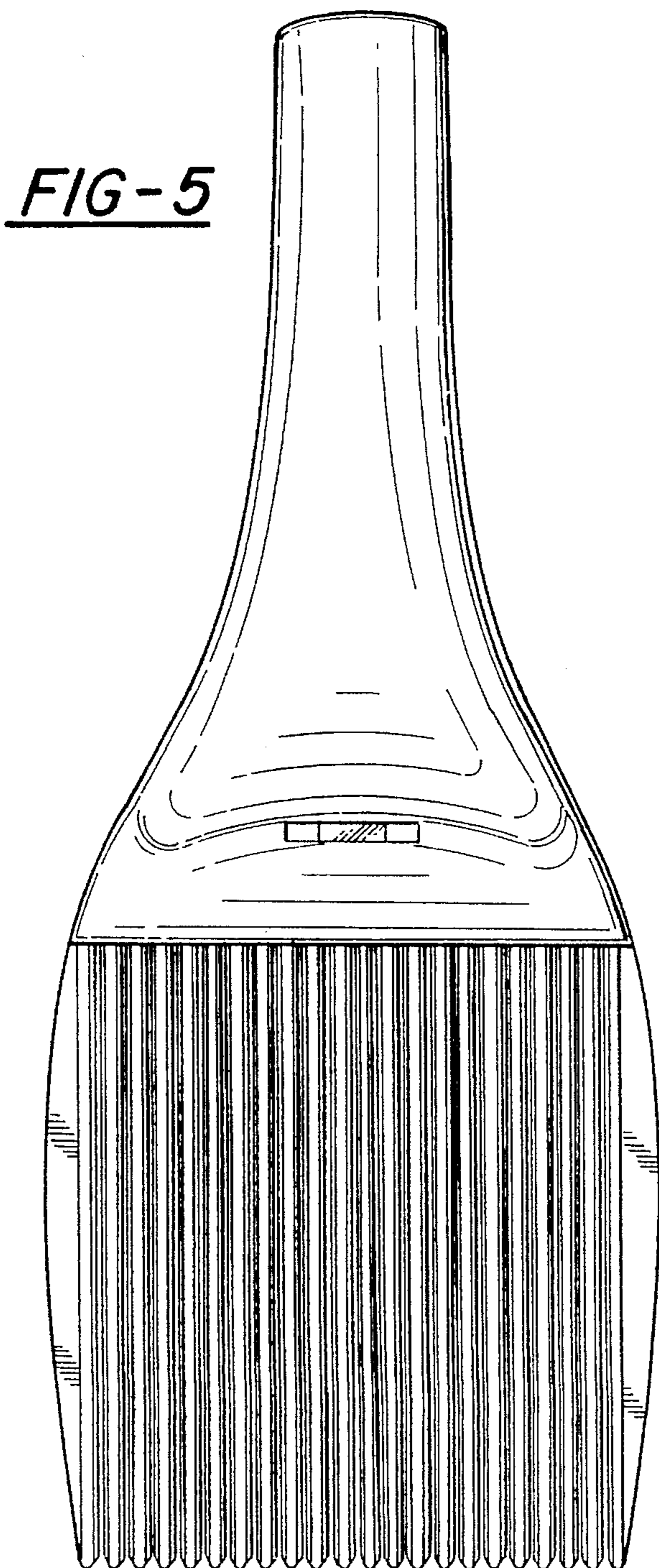


FIG-4



FIG-6