



US00D371633S

**United States Patent** [19]  
**Chenard**

[11] **Patent Number: Des. 371,633**  
[45] **Date of Patent: \*\*Jul. 9, 1996**

[54] **SMOKING PIPE**

[75] Inventor: **Paul E. Chenard**, Largo, Fla.

[73] Assignee: **New Tradition Pipe Co.**, Pinellas Park, Fla.

[\*\*] Term: **14 Years**

[21] Appl. No.: **43,478**

[22] Filed: **Aug. 31, 1995**

[52] U.S. Cl. .... **D27/163**

[58] Field of Search ..... **D27/163, 166,  
D27/170, 175, 180, 181, 183, 193, 194;  
131/175, 187**

[56] **References Cited**

**U.S. PATENT DOCUMENTS**

D. 347,490 5/1994 Gee ..... D27/194  
2,815,030 12/1957 Wenger ..... 131/173  
4,848,374 7/1989 Chard et al. .... 131/187 X

*Primary Examiner*—Susan J. Lucas  
*Assistant Examiner*—Jennifer Register  
*Attorney, Agent, or Firm*—Herbert W. Larson; James E. Larson


[57] **CLAIM**

The ornamental design for a smoking pipe, as shown and described.

**DESCRIPTION**

FIG. 1 is a perspective view of my smoking pipe showing my new design;  
FIG. 2 is a left side elevational view thereof;  
FIG. 3 is a right side elevational view thereof;  
FIG. 4 is a rear elevational view thereof;  
FIG. 5 is a front elevational view thereof;  
FIG. 6 is a top plan view thereof; and,  
FIG. 7 is a bottom plan view thereof.

**1 Claim, 2 Drawing Sheets**






Fig. 1

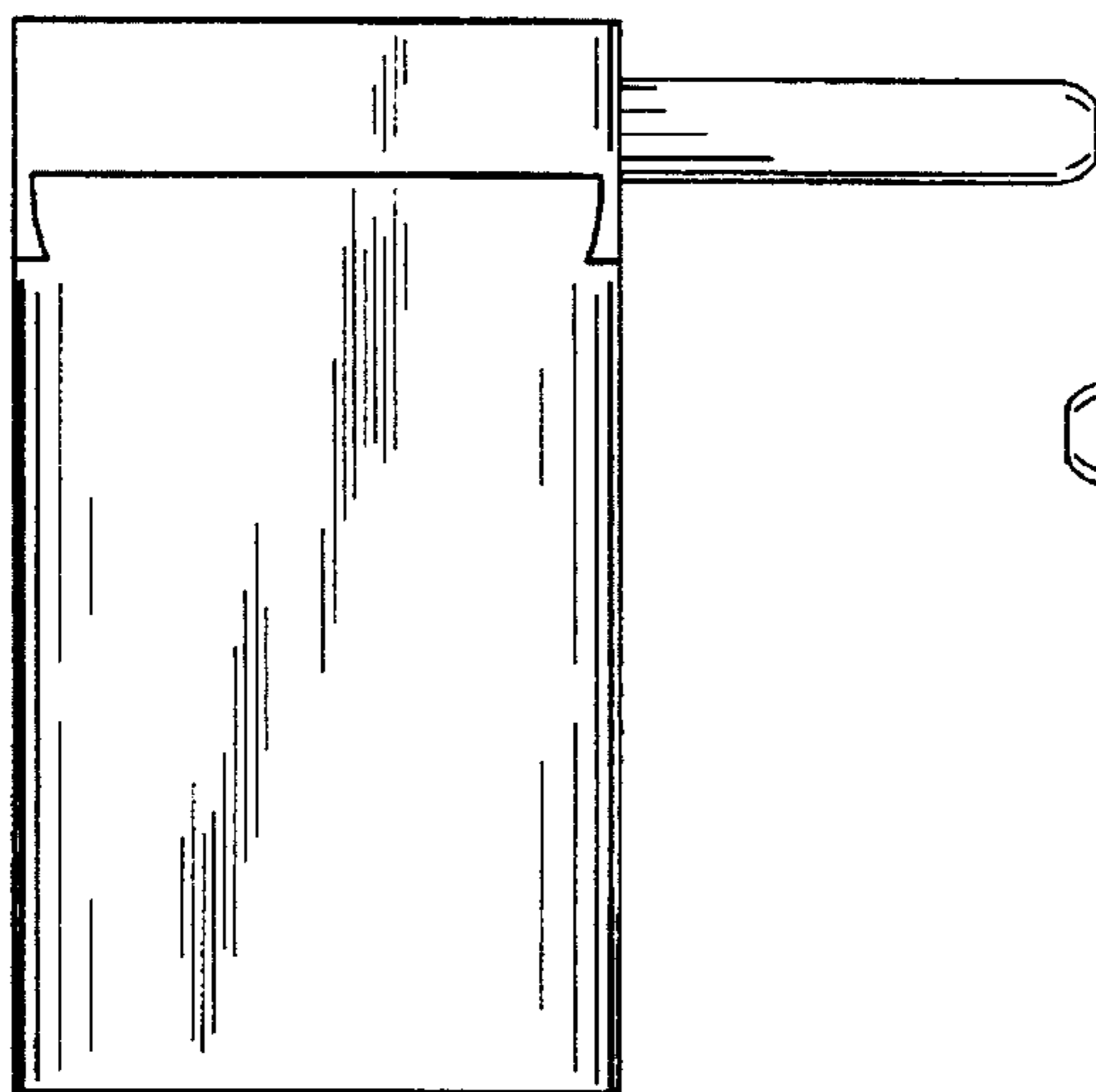


Fig. 2

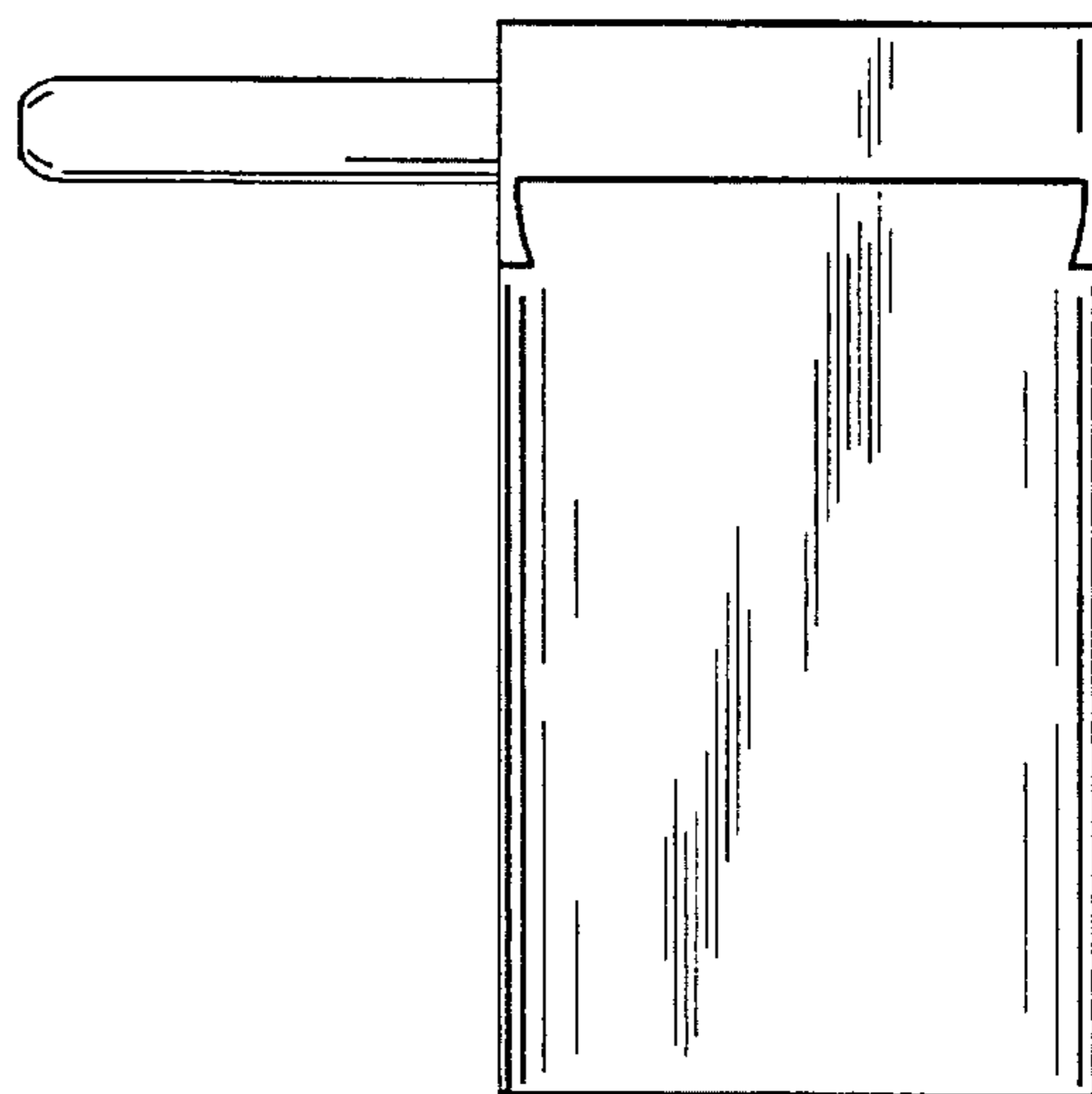


Fig. 3



Fig. 4




Fig. 5

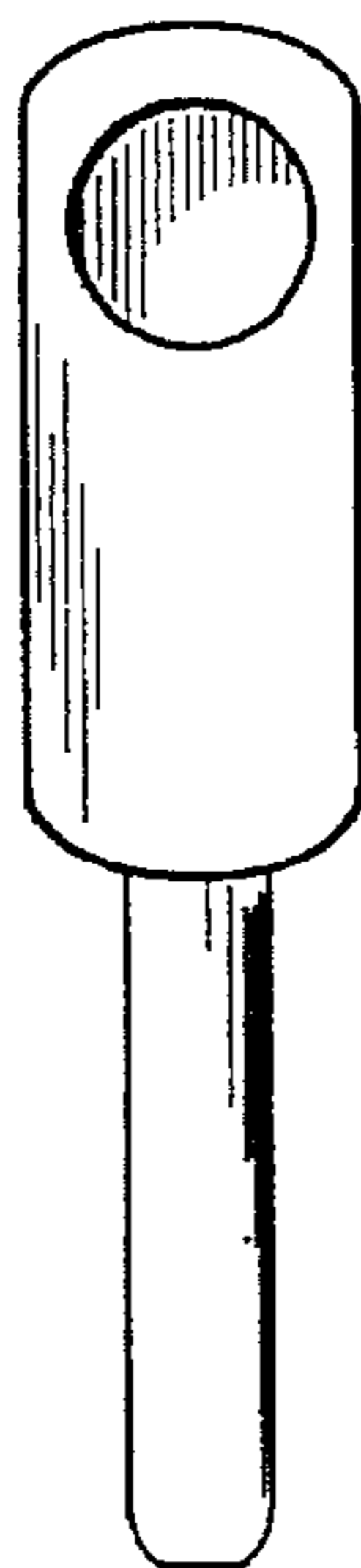


Fig. 6

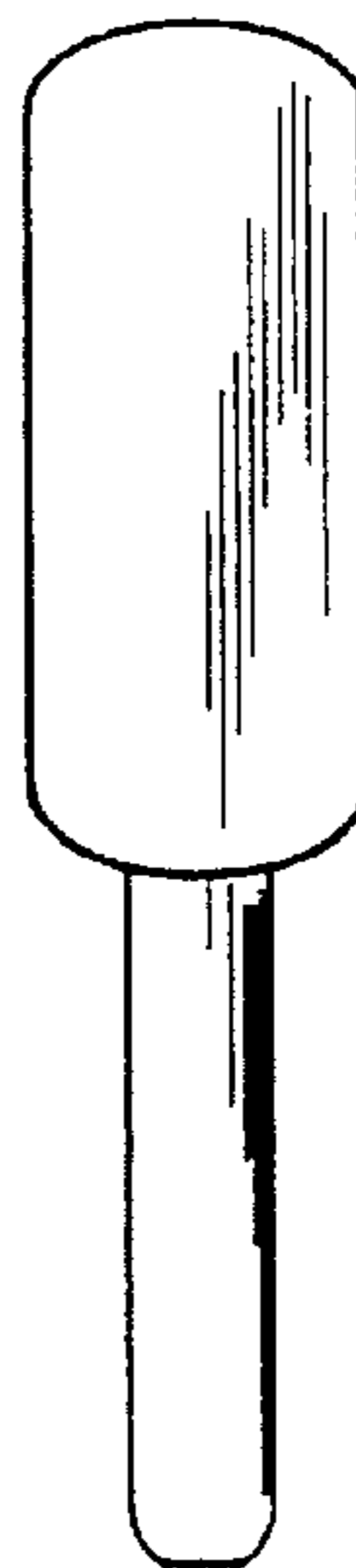


Fig. 7