



US00D371600S

United States Patent [19]

Henry

[11] **Patent Number: Des. 371,600**

[45] **Date of Patent: **Jul. 9, 1996**

[54] **DRAFT PREVENTER FOR WINDOWS AND DOORS**

5,072,952 12/1991 Irrgeher et al. 49/475.1

[75] Inventor: **Stephen M. Henry**, Fletcher, N.C.

[73] Assignee: **The Item Company, Inc.**, Skyland, N.C.

[**] Term: **14 Years**

[21] Appl. No.: **20,297**

[22] Filed: **Mar. 23, 1994**

[52] U.S. Cl. **D23/386; D2/508; D21/168; 49/406**

[58] **Field of Search** D23/386; D2/508, D2/739; D21/166, 168; D6/599, 601; D8/400; 49/475.1, 406

[56] **References Cited**

U.S. PATENT DOCUMENTS

D. 233,675	11/1974	Buckner et al.	D21/173
2,961,668	11/1960	Hayes	D21/168
4,178,717	12/1979	Sakauye	49/70
4,197,604	4/1980	Nakamura	D21/168
4,691,478	9/1987	Lorg	49/499.1
4,765,094	8/1988	Gemmell	49/475.1
4,959,927	10/1990	Atkinson	49/475.1

OTHER PUBLICATIONS

Product brochure, "Introducing NFL™ Tear-Apart Stress Dolls®", Blue Ridge: The Item Company (undated).
Spring 1994 Hanover House® catalogue, pp. 14 and 32.

Primary Examiner—Lisa P. Lichtenstein
Attorney, Agent, or Firm—Carter & Schnedler

[57] **CLAIM**

The ornamental design for a draft preventer for windows and doors, as shown and described.

DESCRIPTION

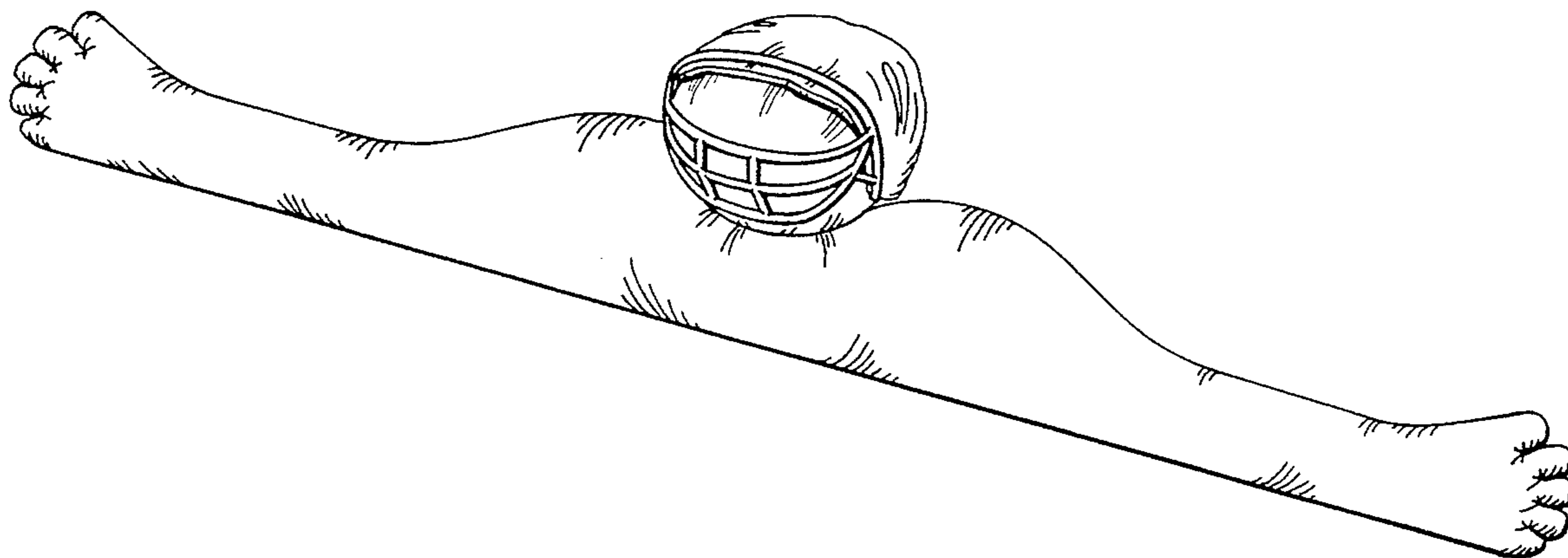
FIG. 1 is a three dimensional perspective view showing the configuration of a draft preventer in accordance with my invention;

FIG. 2 is a top view of the draft preventer of my invention; FIG. 3 is a front elevational view of the draft preventer of my invention;

FIG. 4 is a side view of the draft preventer of my invention, the opposite side being a mirror image of that shown; and, FIG. 5 is a rear elevational view of the draft preventer of my invention.

The bottom of the design is rounded and unornamented.

1 Claim, 2 Drawing Sheets



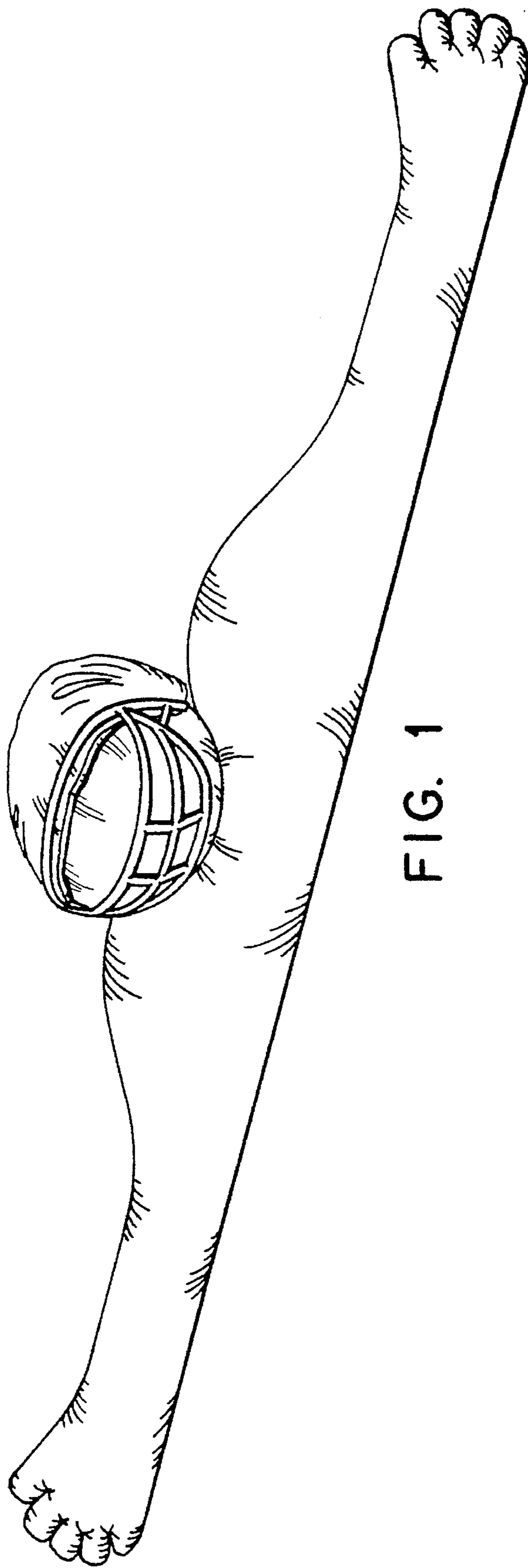


FIG. 1

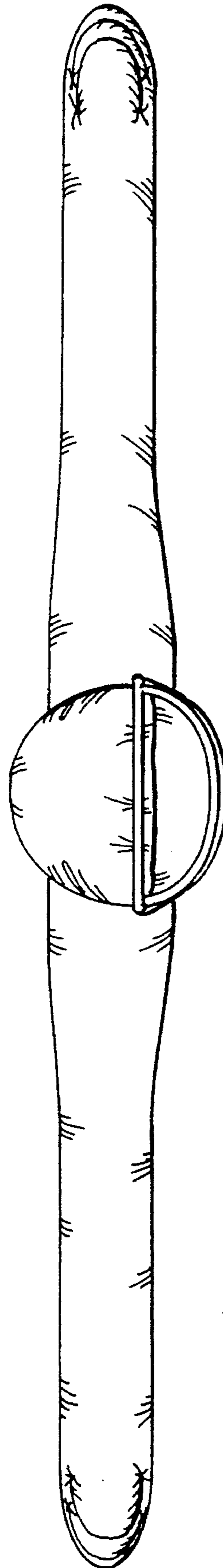


FIG. 2

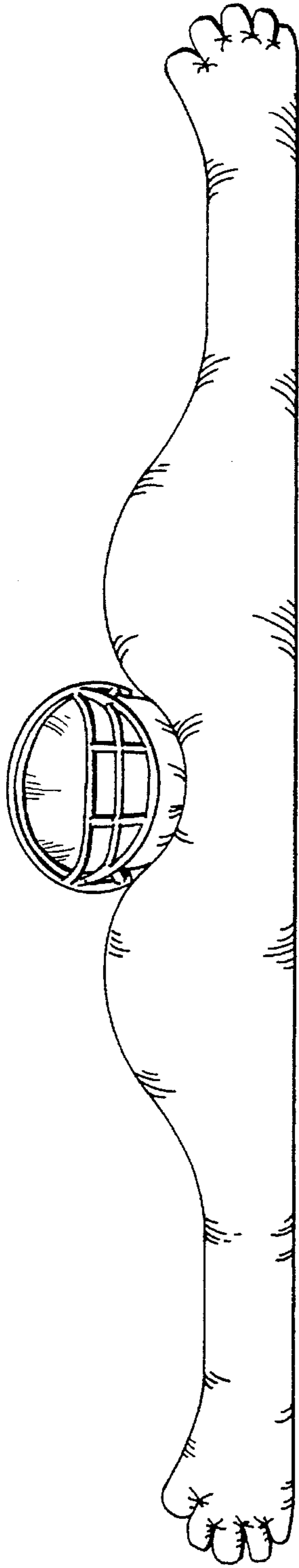


FIG. 3

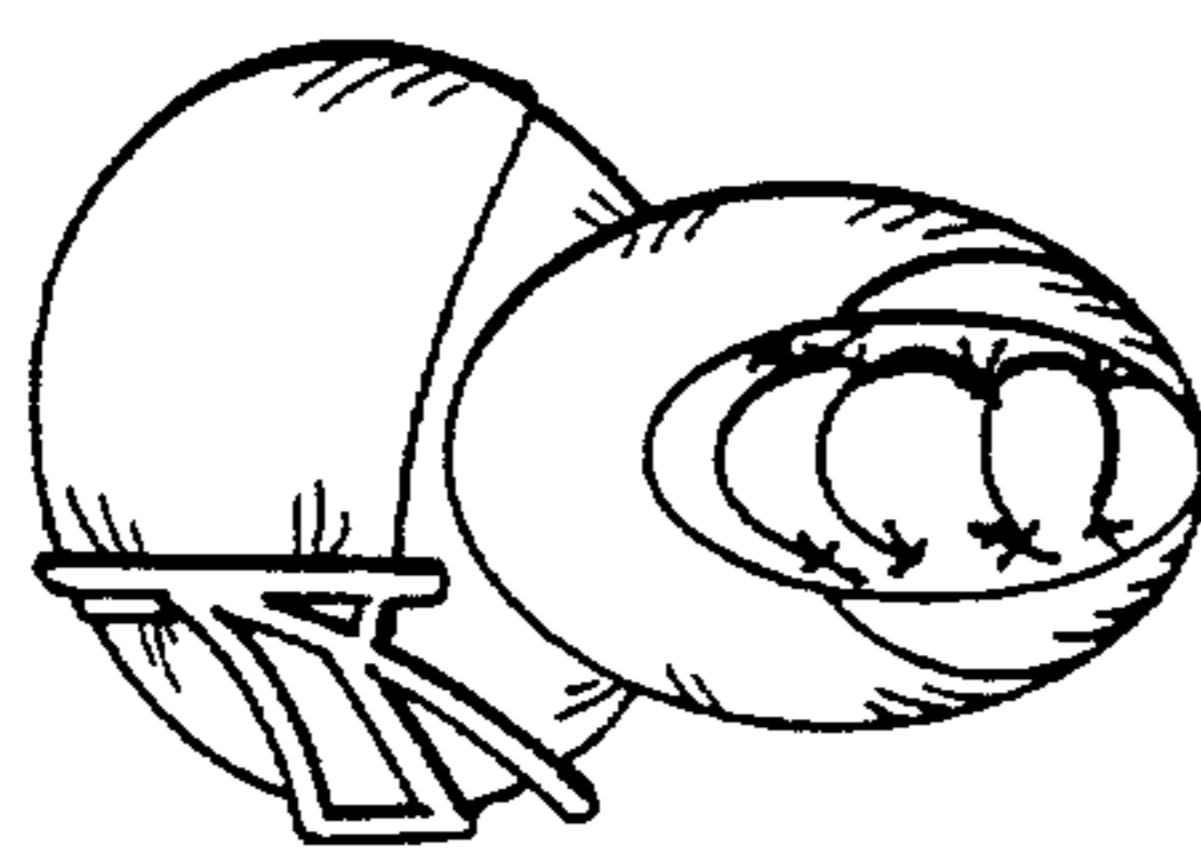


FIG. 4




FIG. 5