



US00D371598S

United States Patent [19]

Kaiser

[11] **Patent Number:** **Des. 371,598**

[45] **Date of Patent:** ****Jul. 9, 1996**

[54] **COMBINED TOILET TANK AND COVER**

D. 310,560 9/1990 Stairs, Jr. D23/313
D. 323,387 1/1992 McKeone et al. D23/313

[75] Inventor: **Jack N. Kaiser**, Danville, Ky.

Primary Examiner—Stella Reid
Assistant Examiner—Eric Watterson
Attorney, Agent, or Firm—Elaine Brenner Robinson; Ann M. Knab

[73] Assignee: **American Standard Inc.**, Piscataway, N.J.

[**] Term: **14 Years**

[57] CLAIM

[21] Appl. No.: **37,983**

The ornamental design for a combined toilet tank and cover, as shown and described.

[22] Filed: **Apr. 20, 1995**

[52] U.S. Cl. **D23/313**

DESCRIPTION

[58] Field of Search D23/295-301,
D23/313; 4/353, 420-428


FIG. 1 is a perspective view of a toilet tank with cover showing my new design;
FIG. 2 is a rear elevational view thereof;
FIG. 3 is a right side elevational view thereof;
FIG. 4 is a top plan view thereof;
FIG. 5 is a bottom plan thereof;
FIG. 6 is a front elevational view thereof; and,
FIG. 7 is a left side elevational view.

[56] References Cited

U.S. PATENT DOCUMENTS

- D. 83,770 3/1931 Tilden D23/301
- D. 85,364 10/1931 Brpin D23/313
- D. 93,537 10/1934 Brotz et al. .
- D. 101,534 10/1936 Karstadt D23/301
- D. 199,729 12/1964 Kaiser D23/313
- D. 275,514 9/1984 Enthoven D23/65

1 Claim, 4 Drawing Sheets



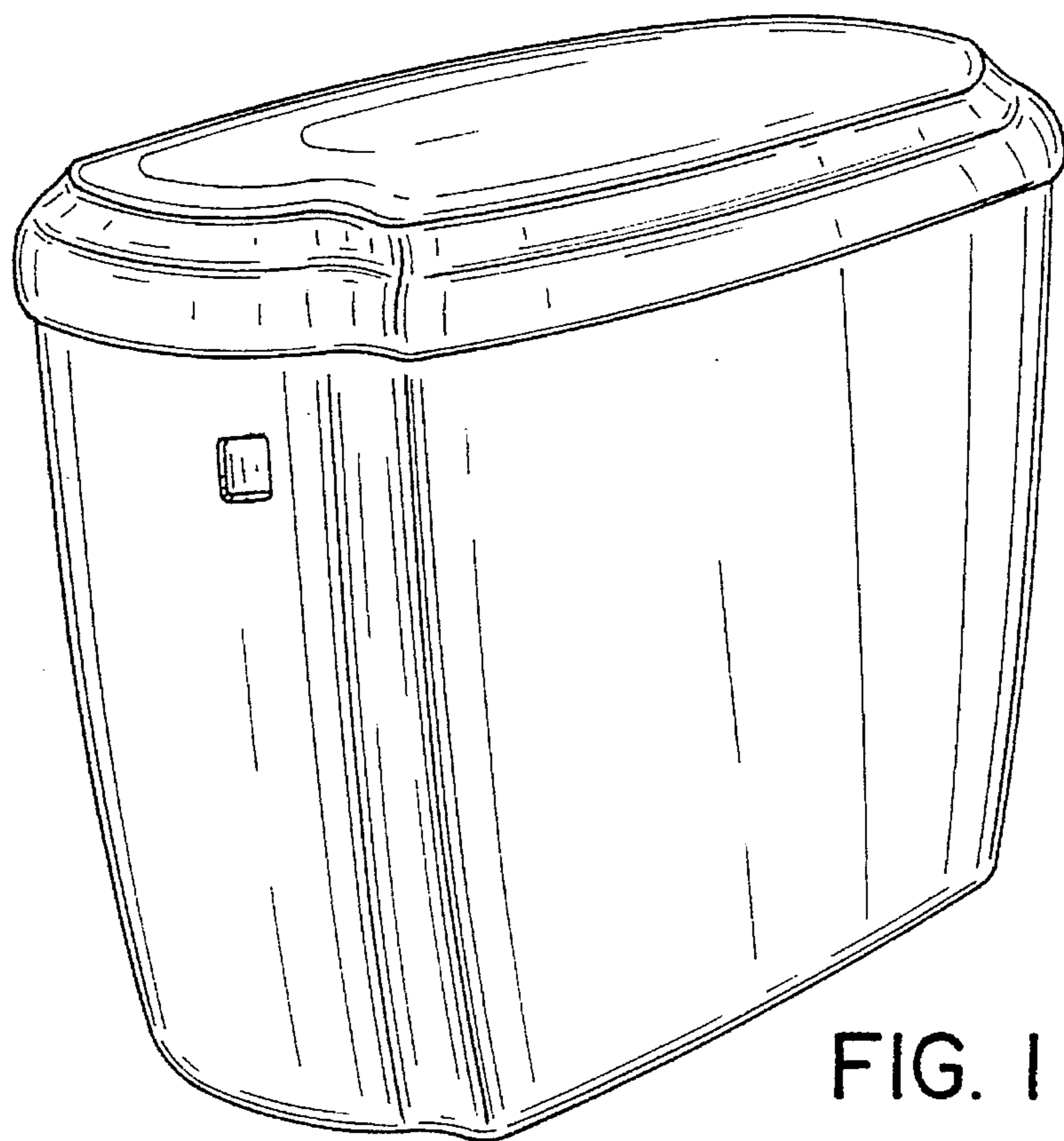


FIG. 1




FIG. 2




FIG. 3




FIG. 4

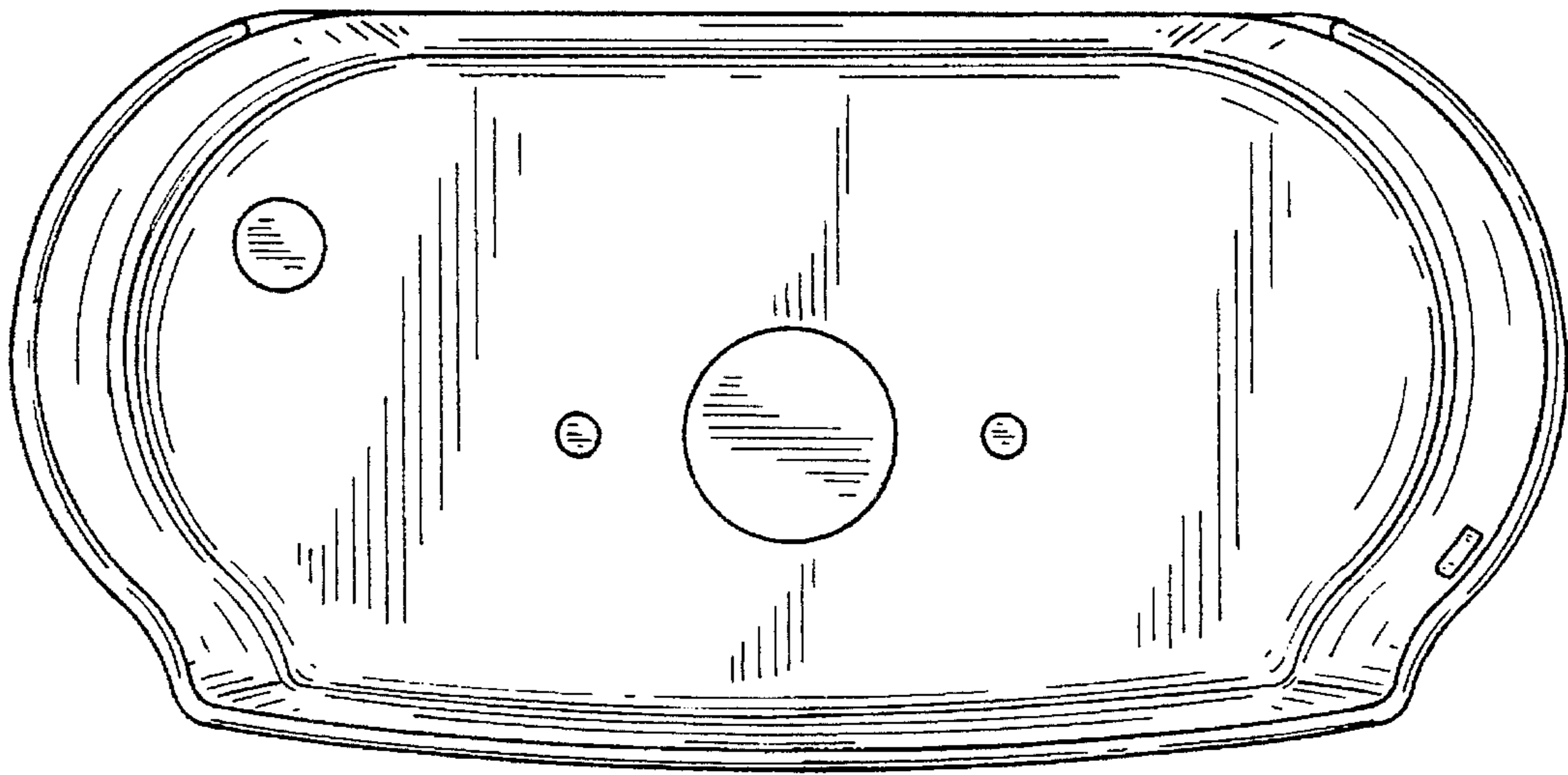


FIG. 5




FIG. 6

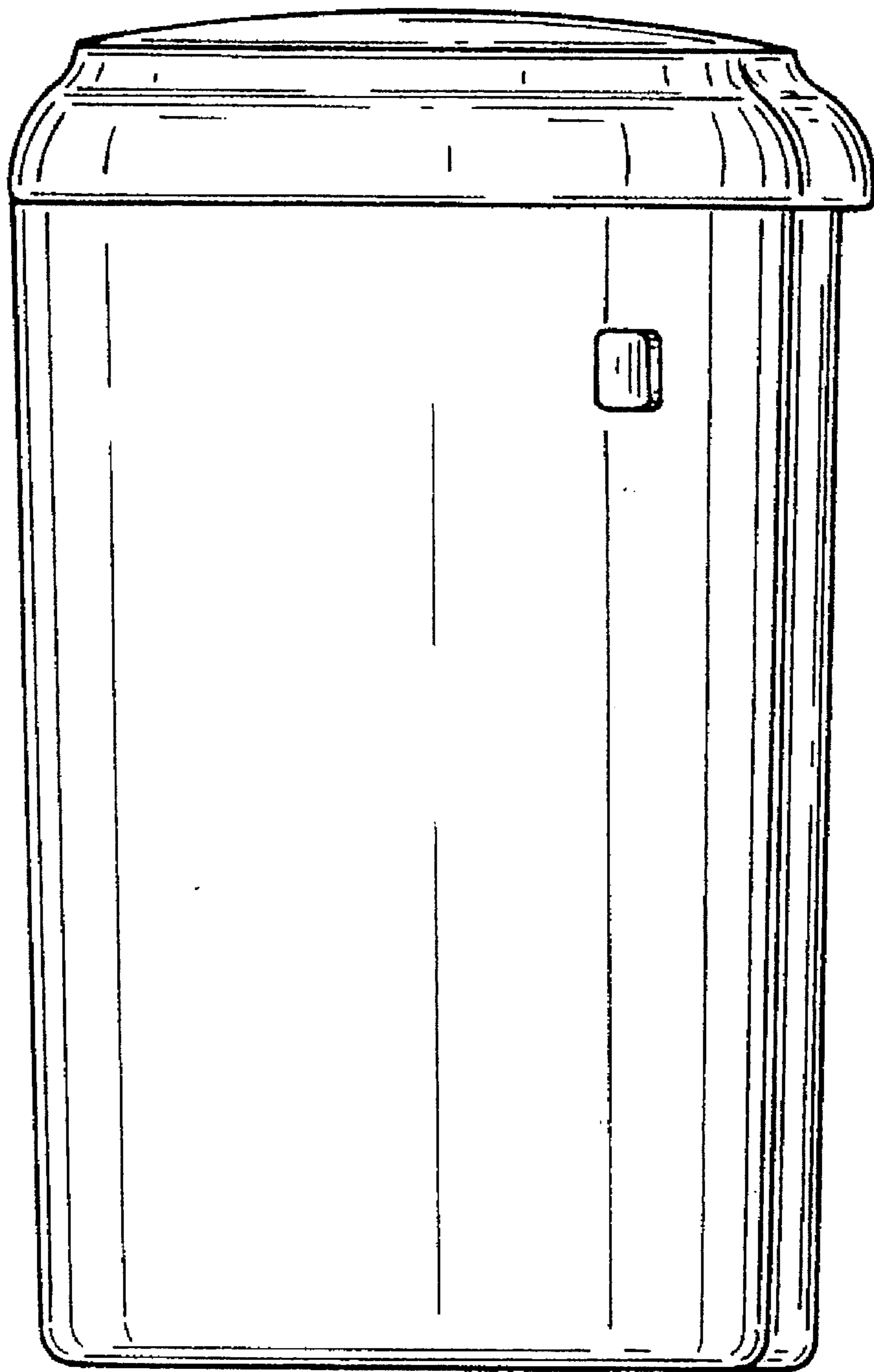


FIG. 7