



US00D371590S

United States Patent [19] Ludwig

[11] Patent Number: **Des. 371,590**

[45] Date of Patent: ****Jul. 9, 1996**

[54] **GOLF CLUB HOLDER**

[76] Inventor: **David A. Ludwig**, 496 Ridgewood Dr.,
Rochester, Mich. 48306-2645

[**] Term: **14 Years**

[21] Appl. No.: **37,454**

[22] Filed: **Apr. 14, 1995**

[52] U.S. Cl. **D21/234**

[58] Field of Search D21/234; 248/96;
211/68, 70.2; 273/32 B

[56] **References Cited**

U.S. PATENT DOCUMENTS

D. 360,248	7/1995	Wright	D21/234
5,127,530	7/1992	Ortuno	211/70.2
5,149,087	9/1992	Thompson, Jr.	248/96 X
5,230,507	7/1993	White et al.	211/70.2 X
5,467,980	11/1995	Weisenstein	273/32 B

Primary Examiner—Terry A. Wallace

Assistant Examiner—Cheri Cohen

Attorney, Agent, or Firm—Barnes, Kisselle, Raisch, Choate,
Whittemore & Hulbert

[57] **CLAIM**

The ornamental design for a golf club holder, as shown.

DESCRIPTION

FIG. 1 is a front view of a first embodiment of a golf club holder embodying the ornamental design;
 FIG. 2 is a left hand side view of the holder of FIG. 1;
 FIG. 3 is a right hand side view of the holder of FIG. 1;
 FIG. 4 is a back view of the holder of FIG. 1;
 FIG. 5 is a top view of the holder of FIG. 1;
 FIG. 6 is a bottom view of the holder of FIG. 1;
 FIG. 7 is a front view of a second embodiment of a golf club holder embodying the ornamental design;
 FIG. 8 is a back view of the holder of FIG. 7;
 FIG. 9 is a right hand side view of the holder of FIG. 7;
 FIG. 10 is a left hand side view of the holder of FIG. 7;
 FIG. 11 is a top view of the holder of FIG. 7; and,
 FIG. 12 is a bottom view of the holder of FIG. 7.

1 Claim, 2 Drawing Sheets

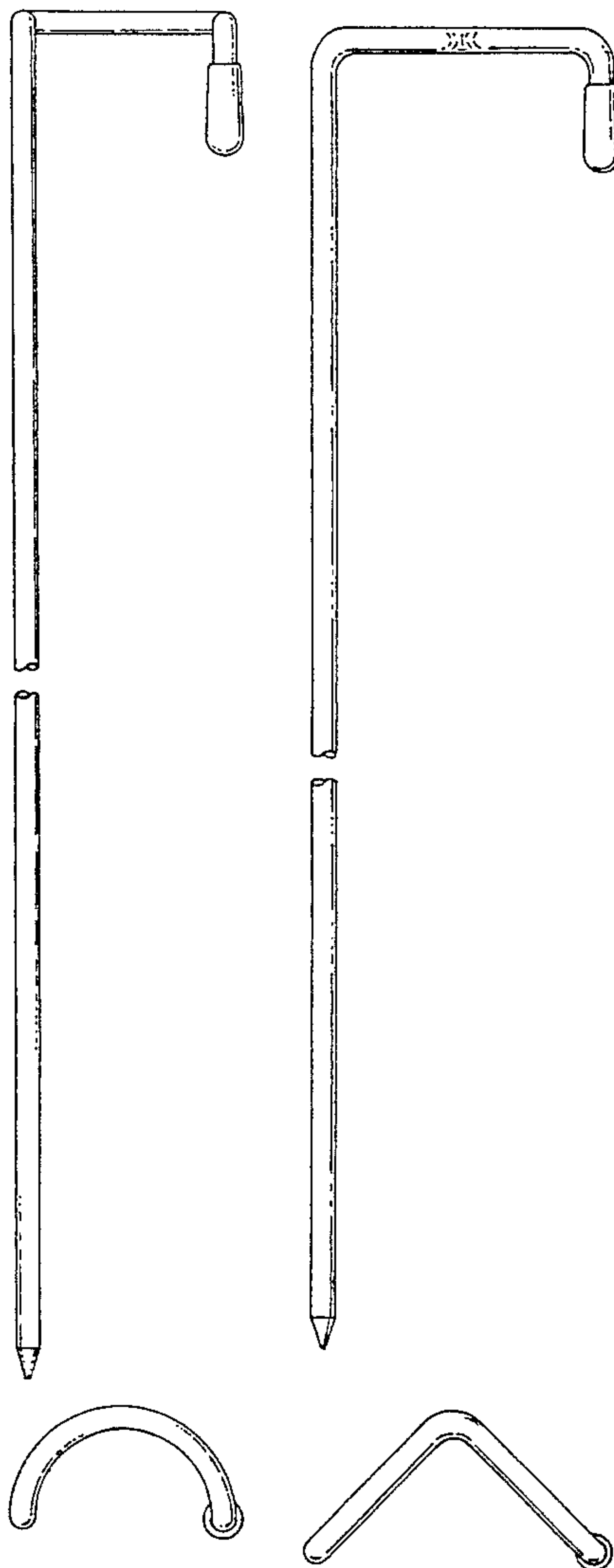




FIG. 5

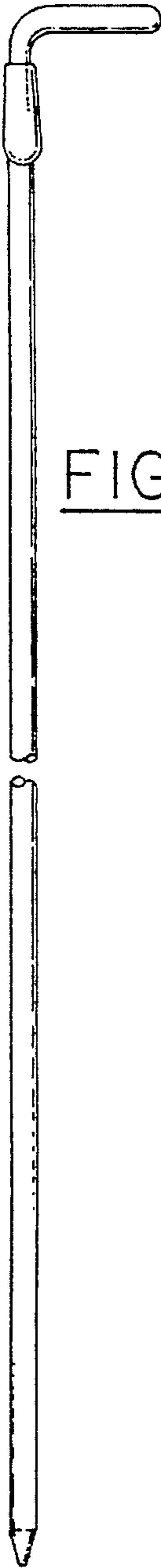


FIG. 3

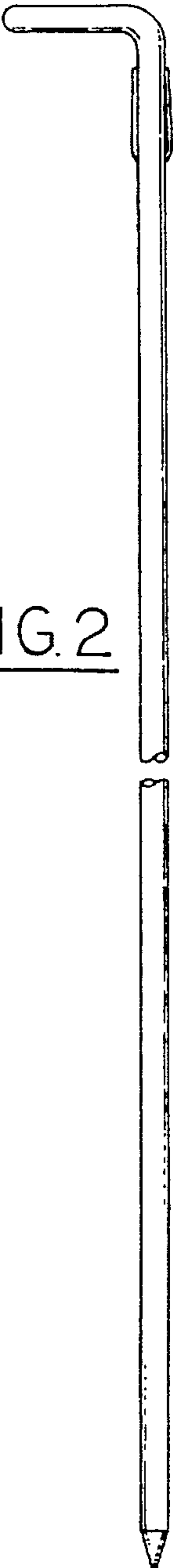


FIG. 2

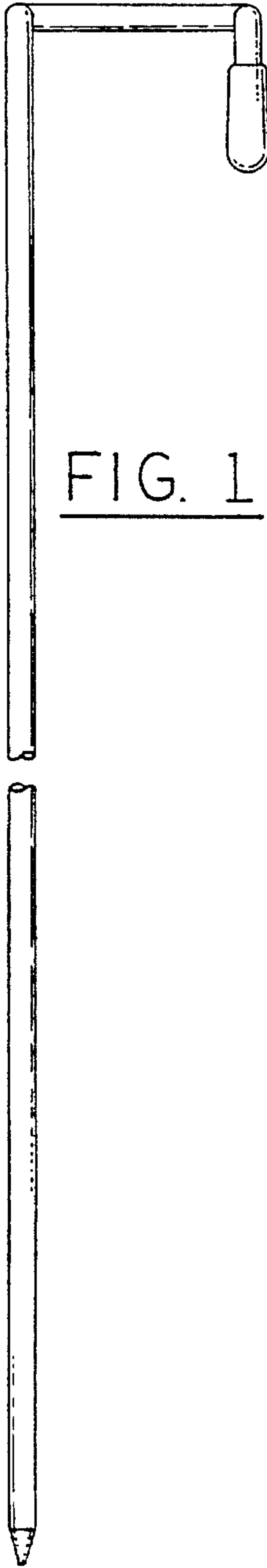


FIG. 1

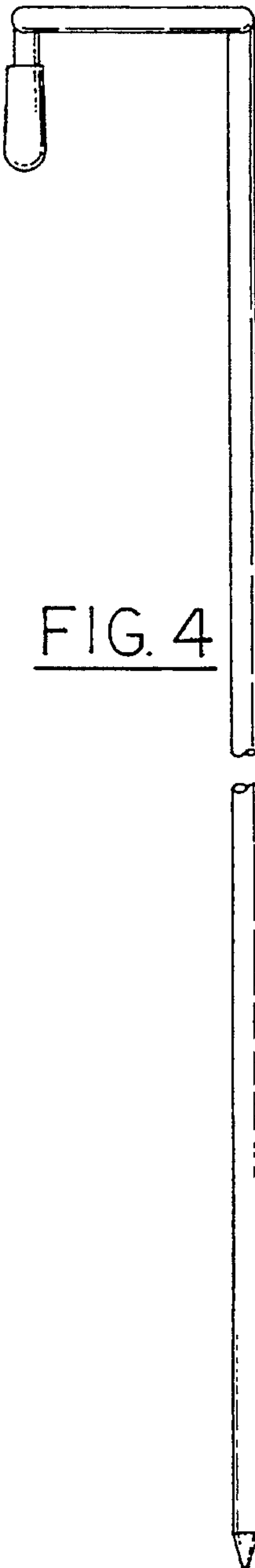


FIG. 4



FIG. 6

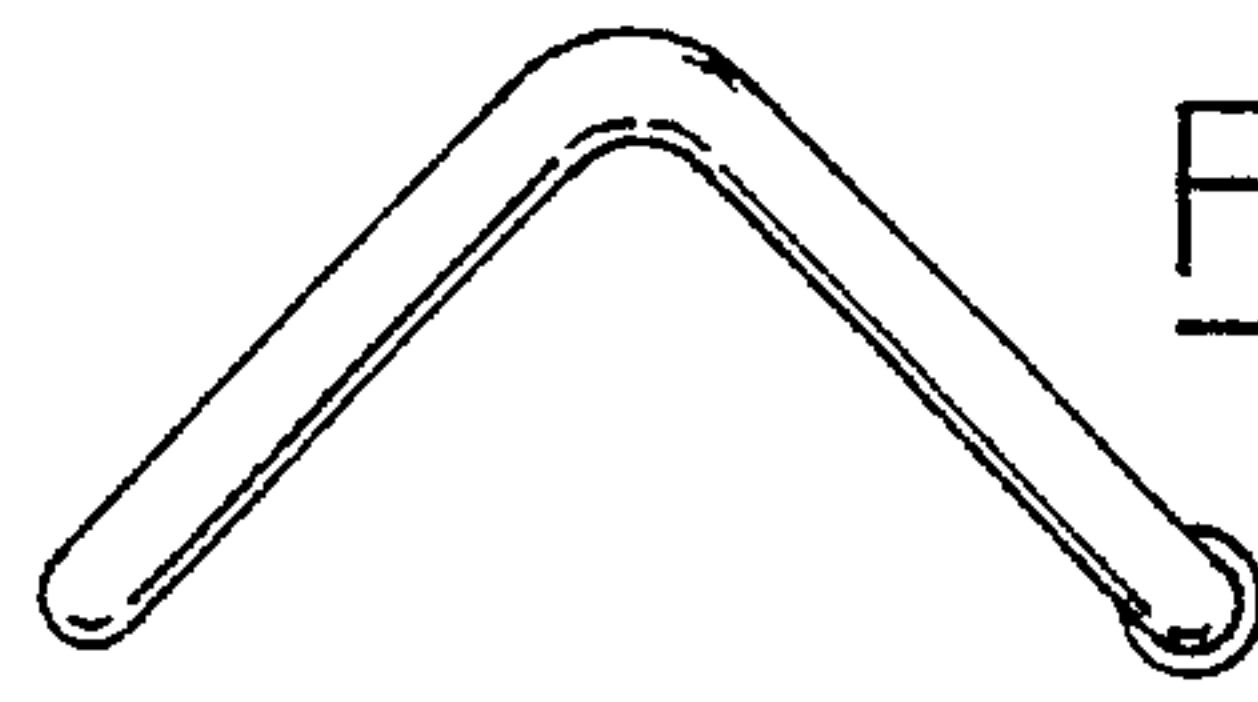


FIG. 11

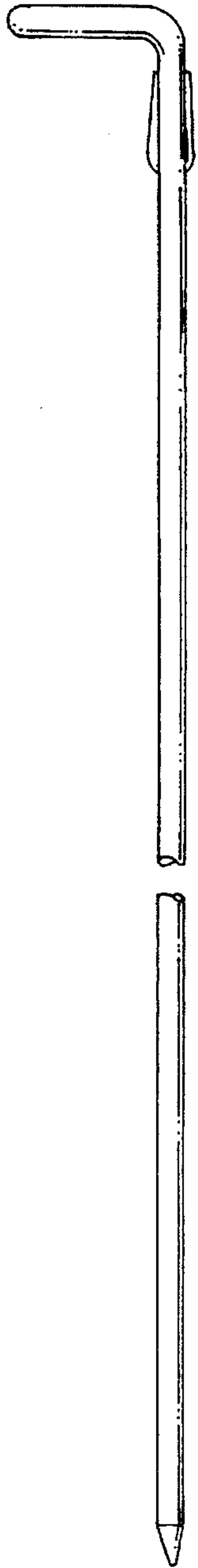


FIG. 10




FIG. 8

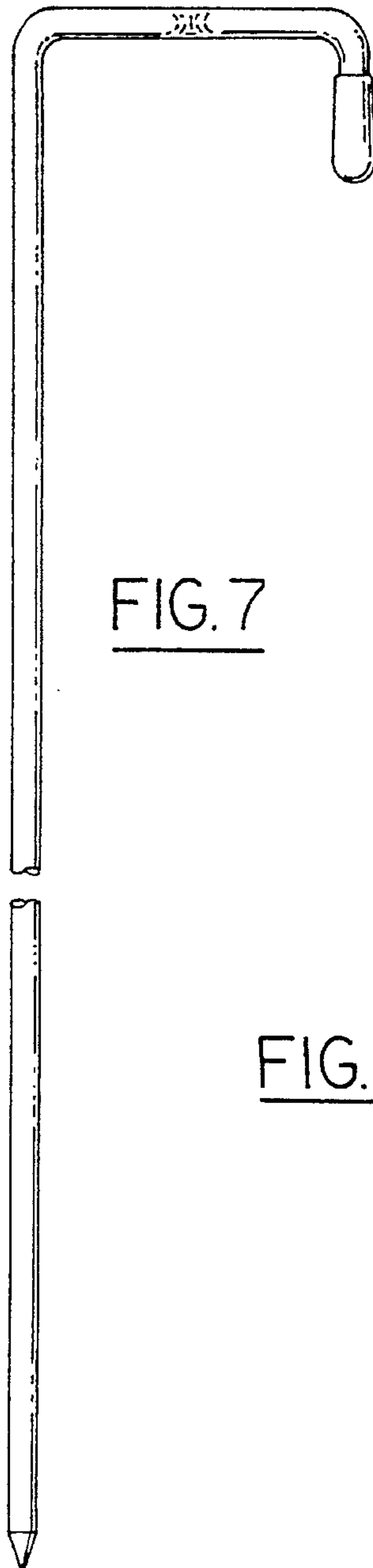


FIG. 7

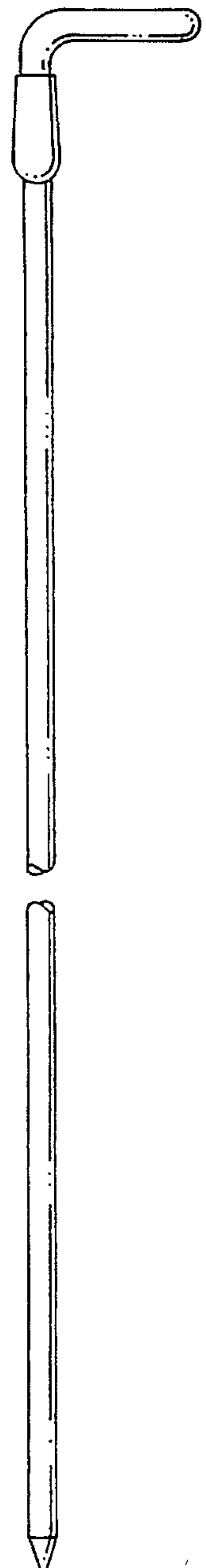


FIG. 9

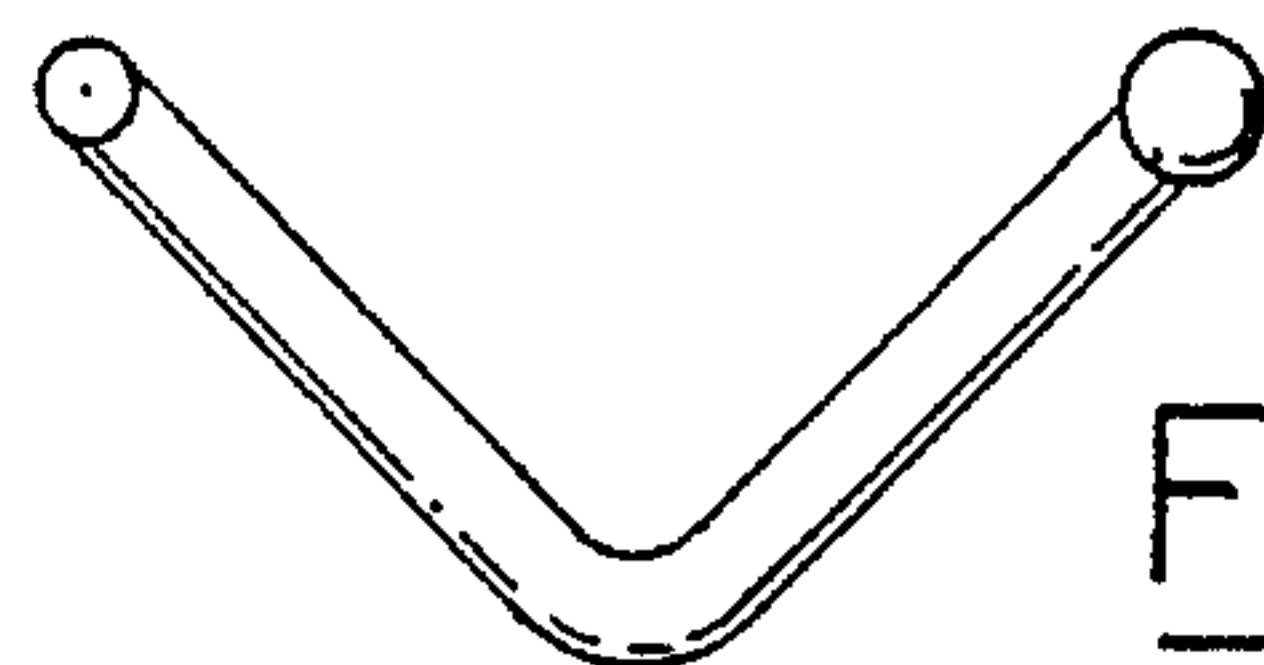


FIG. 12