



US00D371576S

United States Patent [19]

Compte

[11] Patent Number: **Des. 371,576**

[45] Date of Patent: ***** Jul. 9, 1996**

[54] **BALL-POINT PEN**

[75] Inventor: **Philippe Compte**, Paris, France

[73] Assignee: **S.T. Dupont S.A.**, Paris, France

[*] Notice: The portion of the term of this patent subsequent to Nov. 7, 2009, has been disclaimed.

[**] Term: **14 Years**

[21] Appl. No.: **28,385**

[22] Filed: **Sep. 13, 1994**

[30] **Foreign Application Priority Data**

Mar. 17, 1994 [FR] France 94 1562

[52] U.S. Cl. **D19/49; D19/56; D19/57**

[58] Field of Search D19/35-36, 41-51, D19/54-58, 81-85; 401/99, 100, 102, 103, 104, 116, 243-247

[56] **References Cited**

U.S. PATENT DOCUMENTS

D. 138,345 7/1944 Kahn D19/48

D. 143,048	11/1945	Waldinger	D19/49 X
D. 198,419	6/1964	Hankins	D19/43 X
D. 213,531	3/1969	Wakai	D19/49
D. 282,553	2/1986	LeBlanc	D19/51 X
D. 282,753	2/1986	LeBlanc	D19/51 X
D. 312,837	12/1990	Oka	D19/56 X
D. 324,071	2/1992	Rousseau	D19/43 X
D. 333,486	2/1993	Rousseau	D19/49

Primary Examiner—Martie Thompson

[57] **CLAIM**

The ornamental design for a ball-point pen, as shown.

DESCRIPTION

FIG. 1 is a right side elevational view of a ballpoint pen showing my new design;

FIG. 2 is a front view thereof;

FIG. 3 is a left side elevational view thereof;

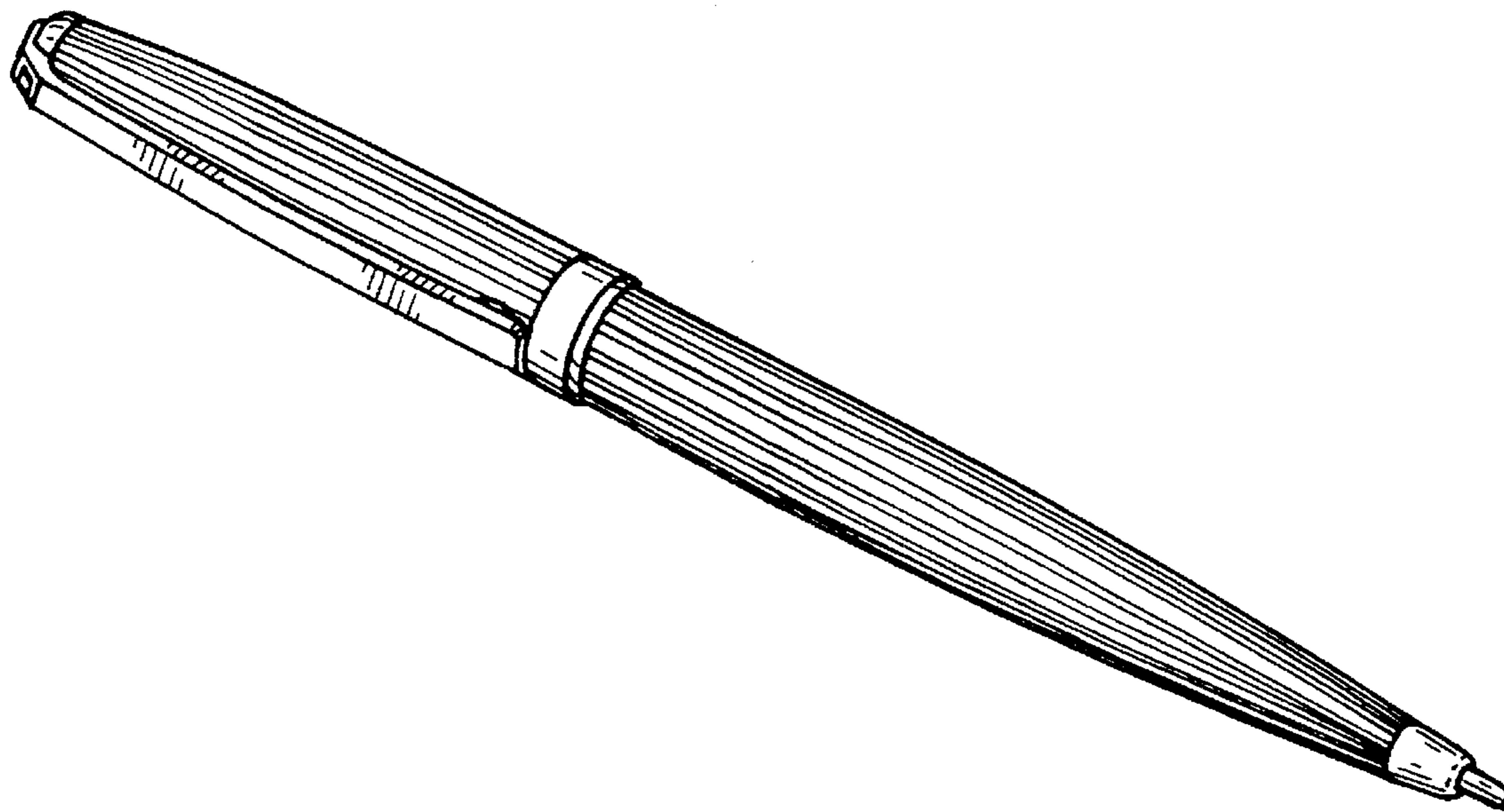
FIG. 4 is a rear view thereof;

FIG. 5 is a bottom view thereof;

FIG. 6 is a top view thereof; and,

FIG. 7 is a perspective view thereof.

1 Claim, 1 Drawing Sheet



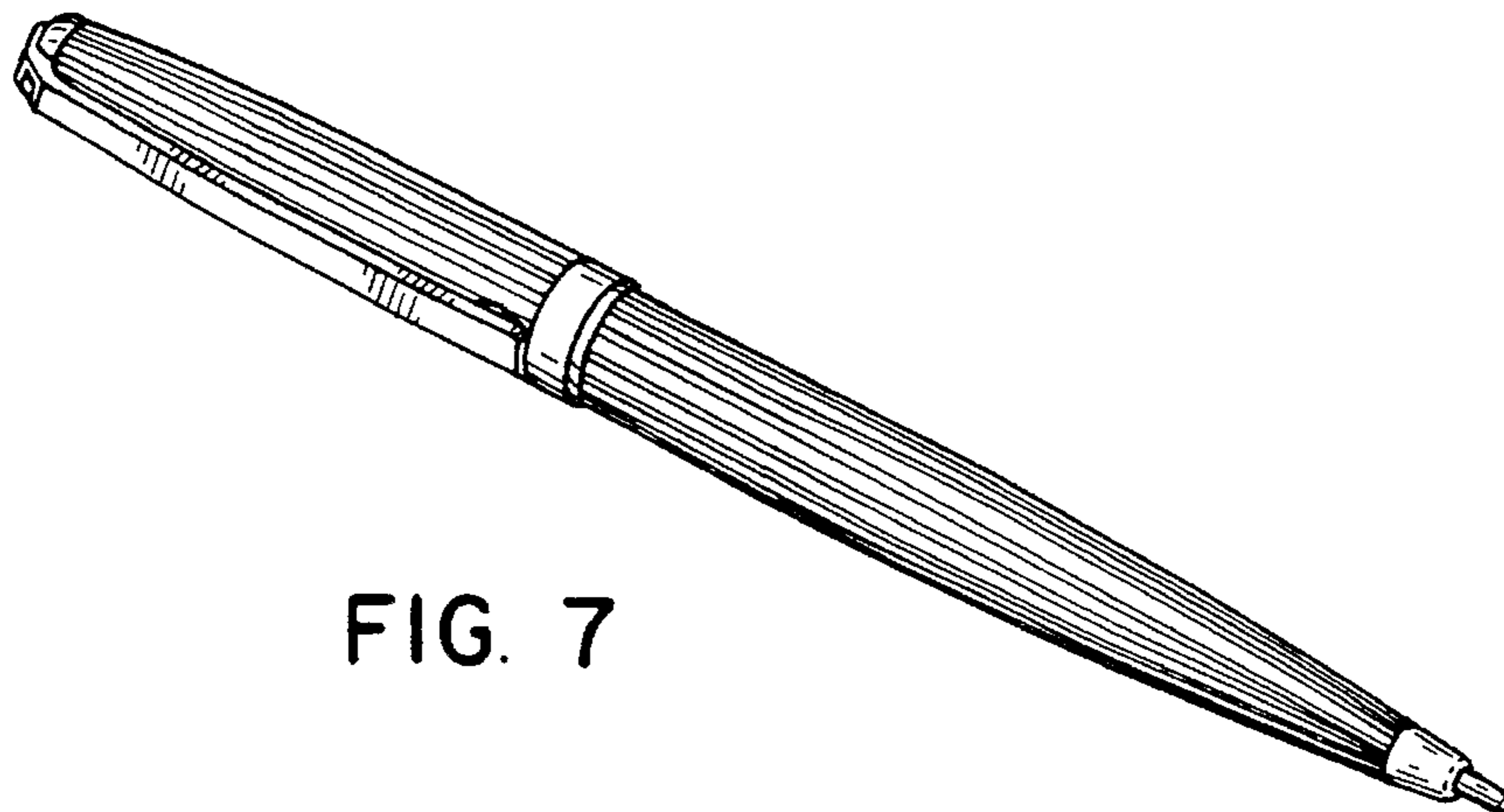


FIG. 7




FIG. 2




FIG. 4




FIG. 1




FIG. 6




FIG. 3

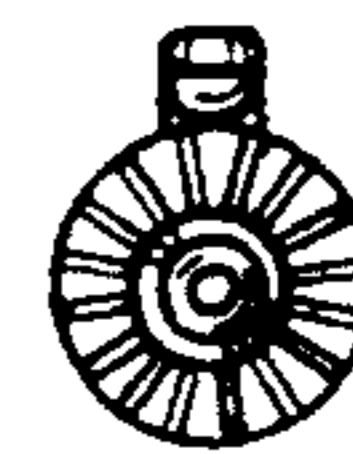


FIG. 5