



US00D371575S

United States Patent [19] Spinarski

[11] Patent Number: **Des. 371,575**

[45] Date of Patent: ****Jul. 9, 1996**

[54] **SHIPMENT POUCH**

[76] Inventor: **Colleen Spinarski**, 14 Leon La. West,
Prospect Heights, Ill. 60070

[**] Term: **14 Years**

[21] Appl. No.: **22,938**

[22] Filed: **May 16, 1994**

[52] U.S. Cl. **D19/3; D9/305**

[58] Field of Search **D19/3, 4, 1; D9/305,
D9/306; 383/116; 229/68.1, 300; D3/303**

[56] **References Cited**

U.S. PATENT DOCUMENTS

185,103	12/1876	Henry	229/68.1
D. 300,207	3/1989	Desbiens	D9/305
D. 327,217	6/1992	Wallace	D9/305
892,074	6/1908	Obici	229/68.1 X
1,860,965	5/1932	Stone	229/68.1 X
1,985,114	12/1934	Storer	229/68.1
2,668,769	2/1954	Schlien	229/68.1 X
3,073,508	1/1963	Hiersteiner	229/68.1 X
3,164,317	1/1965	Bogen	229/68.1 X
3,743,173	7/1973	Lasker	229/68.1 X
3,874,893	4/1975	Cherrin .	
3,974,311	8/1976	Cherrin .	
4,103,821	8/1978	Gartshore et al. .	
4,192,448	3/1980	Porth .	

OTHER PUBLICATIONS

E2B 1945, "E-Z Bagge", P.O. Box 2441, Chicago, IL 60690.

Blue Print & Plan Mailing Bags, Price Product Sheet, Brame Specialty Co., P.O. Box 32577, Charlotte, North Carolina 28232.

Bags, Product Price Sheet, Apr. 30, 1993, Parker Davis/Bags and Tulsas, Inc., 2310 North Tryon Street, Charlotte, North Carolina 28206.

Primary Examiner—James M. Gandy
Assistant Examiner—Pamela Burgess
Attorney, Agent, or Firm—Juettner Pyle Lloyd & Piontek

[57] **CLAIM**

The ornamental design for a shipment pouch, as shown and described.

DESCRIPTION

FIG. 1 is a bottom plan view of the shipment pouch showing my new design;

FIG. 2 is a top plan view of the shipment pouch showing my new design;

FIG. 3 is a first side plan view of the shipment pouch showing my new design;

FIG. 4 is a second side plan view of the shipment pouch showing my new design;


FIG. 5 is a first end plan view of the shipment pouch showing my new design;

FIG. 6 is a second end plan view of the shipment pouch showing my new design;

FIG. 7 is a top perspective view of a shipment pouch showing my new design; and,

FIG. 8 is a top perspective view thereof, shown in an expanded condition.

1 Claim, 2 Drawing Sheets






Fig. 1

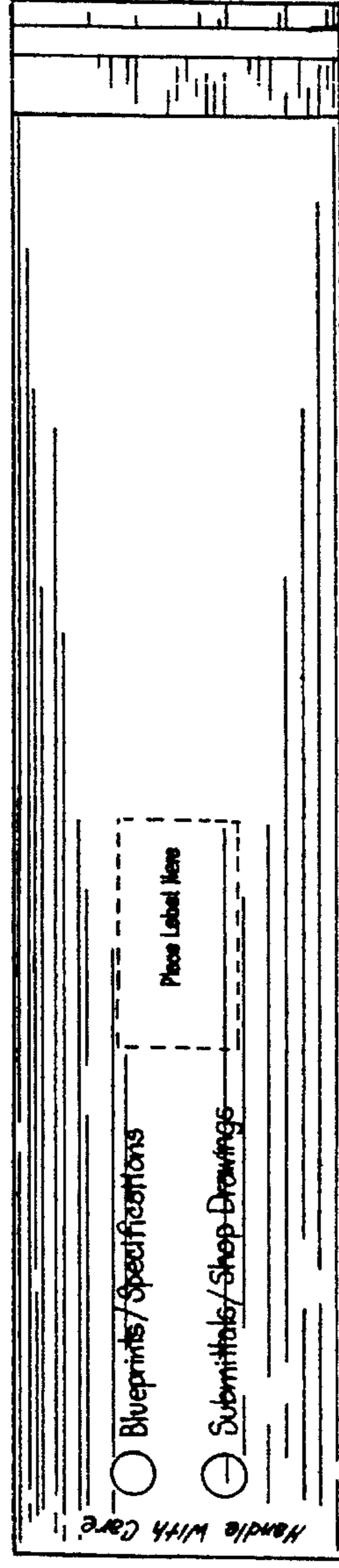


Fig. 2



Fig. 3



Fig. 4



Fig. 5

Fig. 6

