



US00D371569S

# United States Patent [19]

Mikame

[11] Patent Number: **Des. 371,569**

[45] Date of Patent: **\*\*Jul. 9, 1996**

[54] **TEMPLE FOR EYEGLASSES**

[75] Inventor: **Tetsuo Mikame**, Tokyo, Japan

[73] Assignee: **Nikon Corporation**, Tokyo, Japan

[\*\*] Term: **14 Years**

1,338,880 5/1920 Stevens ..... D16/335  
 1,729,040 9/1929 Halferty ..... D16/335  
 4,826,309 5/1989 Vanneste ..... 351/111  
 5,272,494 12/1993 Kamon ..... 351/111  
 5,408,279 4/1995 Chiou ..... 351/121

*Primary Examiner*—Raphael Barkai  
*Attorney, Agent, or Firm*—Oliff & Berridge

[21] Appl. No.: **32,150**

[22] Filed: **Dec. 9, 1994**

### [57] CLAIM

The ornamental design for a temple for eyeglasses, as shown and described.

[30] **Foreign Application Priority Data**

Jun. 13, 1994 [JP] Japan ..... 6-17312

[52] **U.S. Cl.** ..... **D16/335**

[58] **Field of Search** ..... D16/304, 306,  
 D16/307, 309, 310, 312, 314, 322-329,  
 332, 335, 900, 333; 351/44, 47, 51, 57,  
 58, 59, 111, 119, 121, 158

### DESCRIPTION

FIG. 1 is an outside view from the wearer's perspective of a temple for eyeglasses showing the design;  
 FIG. 2 is an inside view thereof;  
 FIG. 3 is a front view thereof;  
 FIG. 4 is a rear view thereof;  
 FIG. 5 is a top plan view thereof;  
 FIG. 6 is a bottom plan view thereof;  
 FIG. 7 is a cross sectional view of the temple for eyeglasses of FIG. 1 taken along the line 7—7 of FIG. 1; and,  
 FIG. 8 is a cross sectional view of the temple for eyeglass of FIG. 1 taken along the line 8—8 of FIG. 1.

[56] **References Cited**

**U.S. PATENT DOCUMENTS**

D. 89,677 4/1933 Belgard ..... D16/335  
 D. 135,141 3/1943 Reynolds ..... D16/335  
 D. 194,629 2/1963 Bartolotta ..... D16/335  
 D. 358,600 5/1995 Jannard ..... D16/335

1 Claim, 1 Drawing Sheet




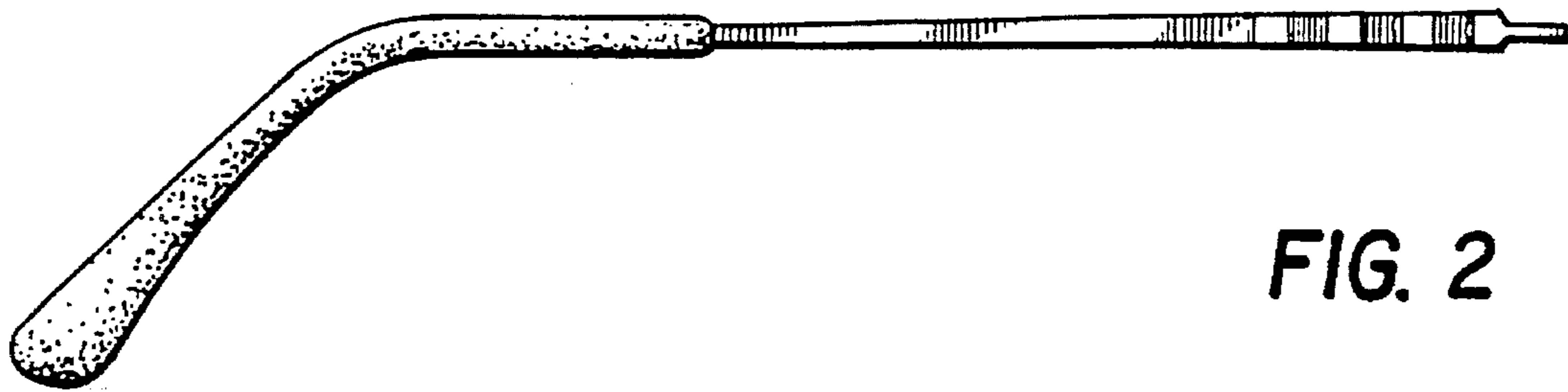
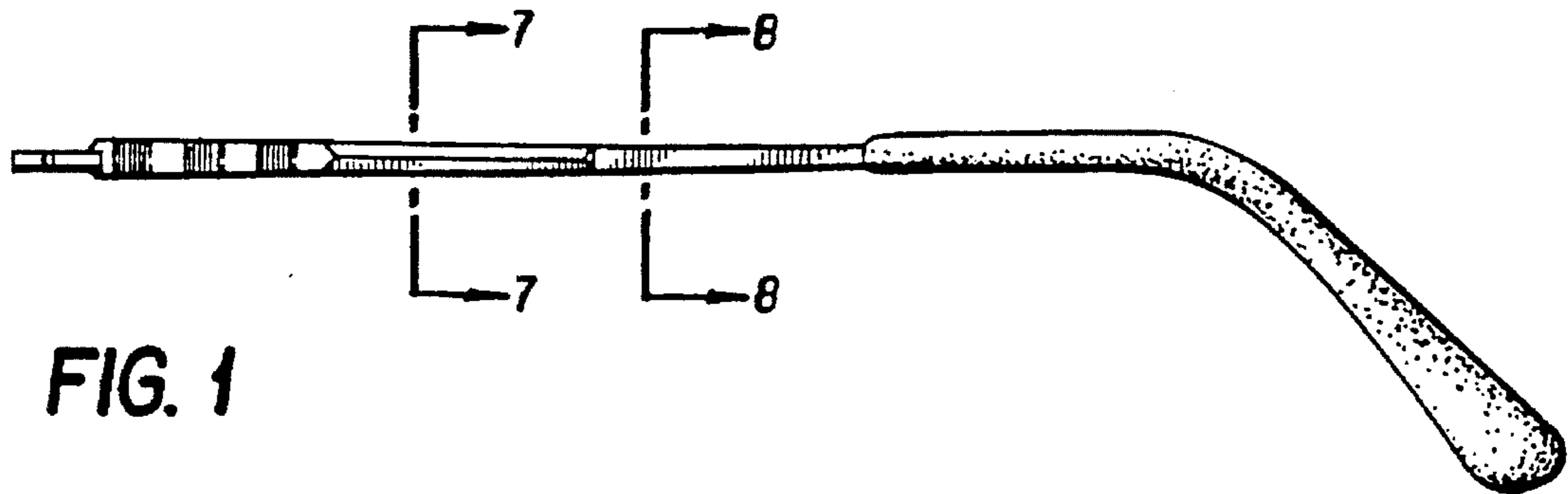


FIG. 3

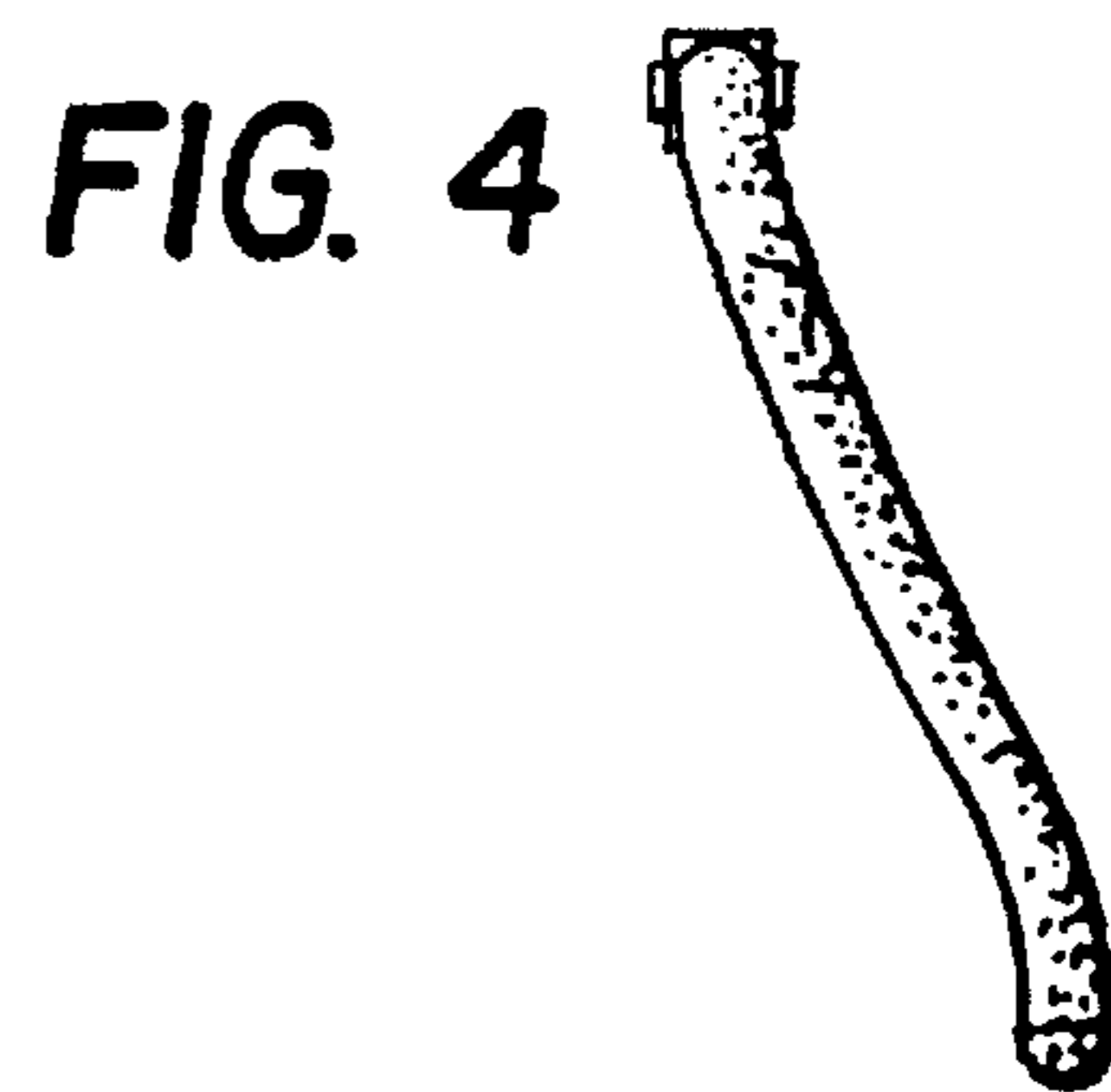


FIG. 4

FIG. 5



FIG. 6



FIG. 7

FIG. 8

