



US00D371567S

United States Patent [19]
Fukuchi

[11] **Patent Number: Des. 371,567**

[45] **Date of Patent: **Jul. 9, 1996**

[54] **EYEGLASSES**

[75] Inventor: **Takayoshi Fukuchi**, Kita-ku, Japan

[73] Assignee: **Nikon Corporation**, Tokyo, Japan

[**] Term: **14 Years**

[21] Appl. No.: **36,402**

[22] Filed: **Mar. 20, 1995**

[52] **U.S. Cl.** **D16/315**

[58] **Field of Search** D16/306, 310,
D16/311, 313, 314, 319-330, 333, 335,
337, 339, 340; 351/44, 46, 51, 111, 118,
119, 120, 136, 157, 158; 2/247, 248, 249

[56] **References Cited**

U.S. PATENT DOCUMENTS

D. 84,176	5/1931	Baker	D16/322
D. 130,831	12/1941	Uhlemann	D16/335
D. 148,974	3/1948	Bolle	D16/321
D. 178,154	6/1956	Stegeman	D16/335
D. 183,827	11/1958	Coval	D16/335
D. 185,161	5/1959	Marfuggi	D16/335
D. 185,816	8/1959	Bartolotta	D16/335
4,665,598	5/1987	Murai et al.	D16/321

OTHER PUBLICATIONS

Sunglasses Hut International Catalog 1994 p. 14, Glasses "B".

Visionworks Magazine, 1990, p. 19.

Primary Examiner—Terry A. Wallace

Assistant Examiner—R. Barkai

Attorney, Agent, or Firm—Oliff & Berridge

[57] **CLAIM**

The ornamental design for eyeglasses, as shown and described.

DESCRIPTION

FIG. 1 is a front elevational view of eyeglasses showing the design;

FIG. 2 is a rear elevational view thereof;

FIG. 3 is a left side elevational view thereof;

FIG. 4 is a right side elevational view thereof;

FIG. 5 is a top plan view thereof;

FIG. 6 is a bottom plan view thereof;

FIG. 7 is a front perspective view thereof; and,

FIG. 8 is a right-side view enlarged in portion of the eyeglasses of FIG. 4.

1 Claim, 6 Drawing Sheets




FIGURE 1




FIGURE 2




FIGURE 3



FIGURE 4




FIGURE 5

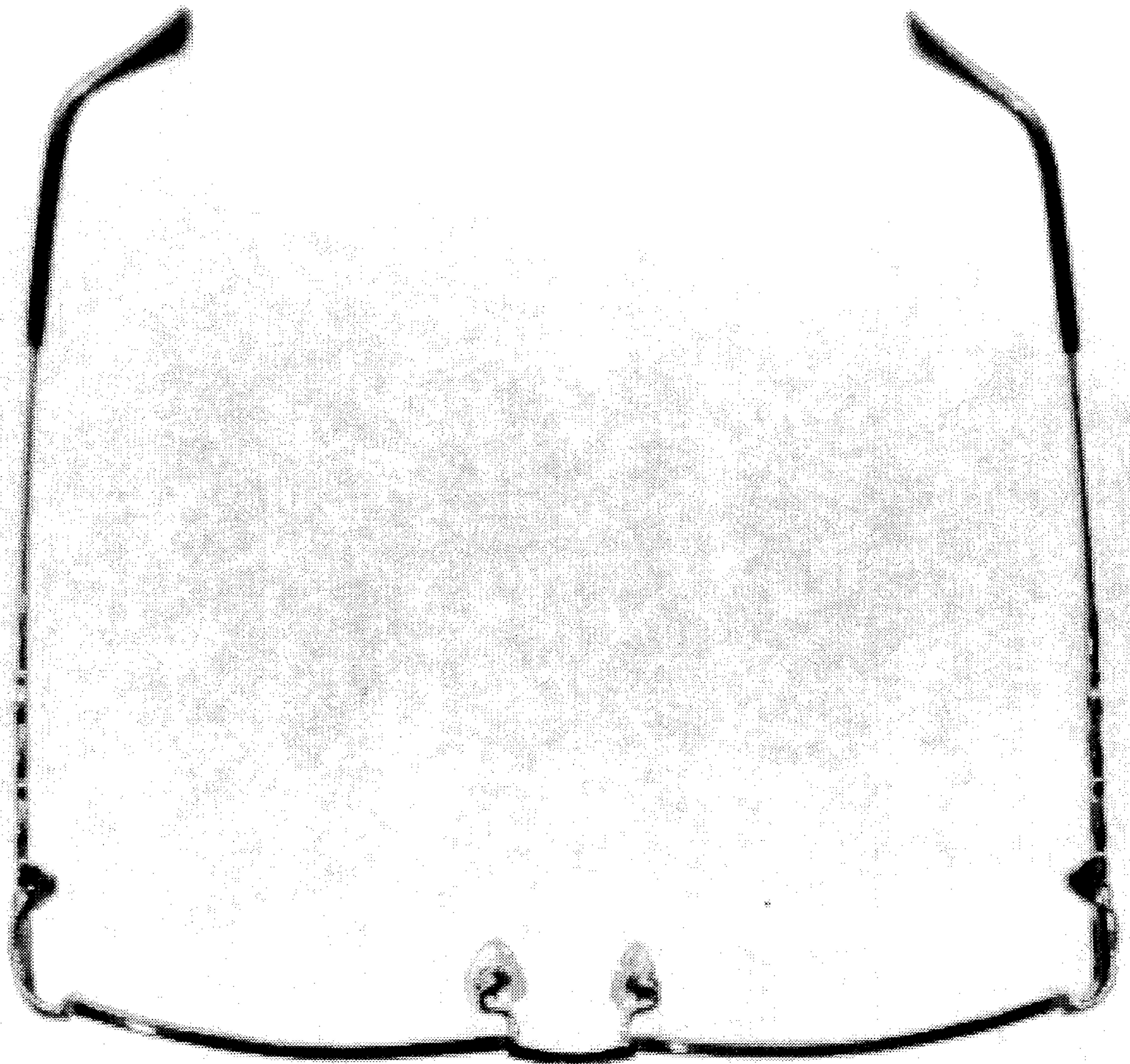


FIGURE 6




FIGURE 7




FIG. 8

