



US00D371558S

United States Patent [19]

Yoshizawa

[11] Patent Number: **Des. 371,558**

[45] Date of Patent: ****Jul. 9, 1996**

[54] **HEADPHONE**

[75] Inventor: **Nanase Yoshizawa**, Tokyo, Japan

[73] Assignee: **Sony Corporation**

[**] Term: **14 Years**

[21] Appl. No.: **36,593**

[22] Filed: **Mar. 23, 1995**

[52] U.S. Cl. **D14/205**

[58] Field of Search D14/205, 206,
D14/223; 181/129, 130; 379/430, 431,
444; 381/25, 69, 151, 183, 187

[56] **References Cited**

U.S. PATENT DOCUMENTS

| | | | | |
|------------|---------|----------|-------|---------|
| D. 337,587 | 7/1993 | Nakayama | | D14/205 |
| D. 350,354 | 9/1994 | Nakamura | | D14/205 |
| D. 351,597 | 10/1994 | Nakamura | | D14/205 |
| D. 351,598 | 10/1994 | Nakamura | | D14/205 |

OTHER PUBLICATIONS

Sony Style catalog, Spring/Summer 1993, p. 283,
MDR-W12L Vertical in-the-ear Headphones.

Primary Examiner—Ted Shooman

Assistant Examiner—Nanda Bondade

Attorney, Agent, or Firm—Beveridge, DeGrandi, Weilacher & Young

[57] **CLAIM**

The ornamental design for a headphone, as shown and described.

DESCRIPTION

FIG. 1 is a perspective view of a headphone showing my new design;

FIG. 2 is a right side elevational view thereof, the left view being a mirror image;

FIG. 3 is a top plan view thereof;

FIG. 4 is a front elevational view thereof;

FIG. 5 is a bottom plan view thereof;

FIG. 6 is a rear elevational view thereof; and,

FIG. 7 is a perspective view thereof, the person and cord portions are shown in broken lines for illustrative purposes only and form no part of the claimed design.

1 Claim, 4 Drawing Sheets

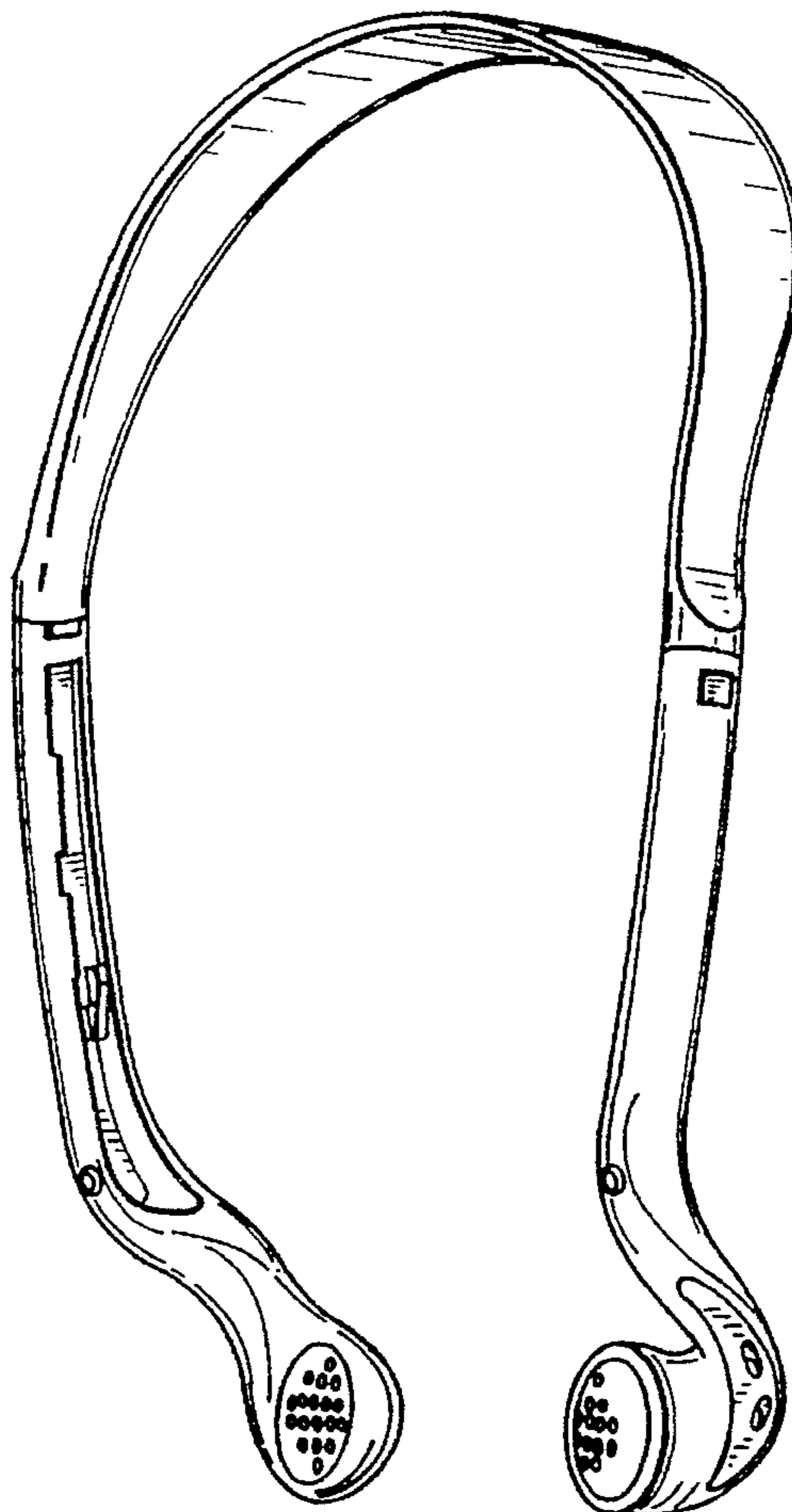


FIG. 2




FIG. 1

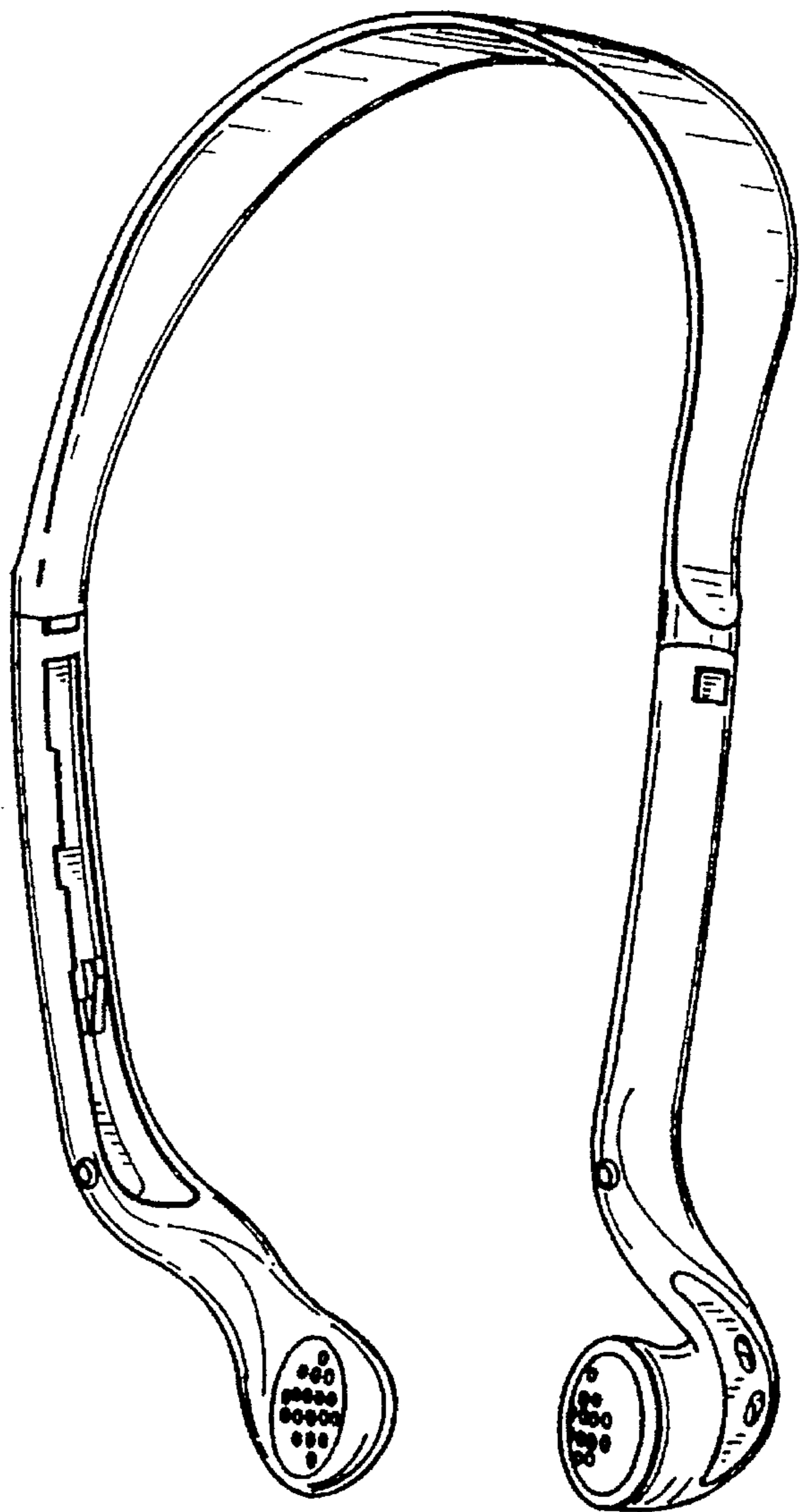


FIG.3

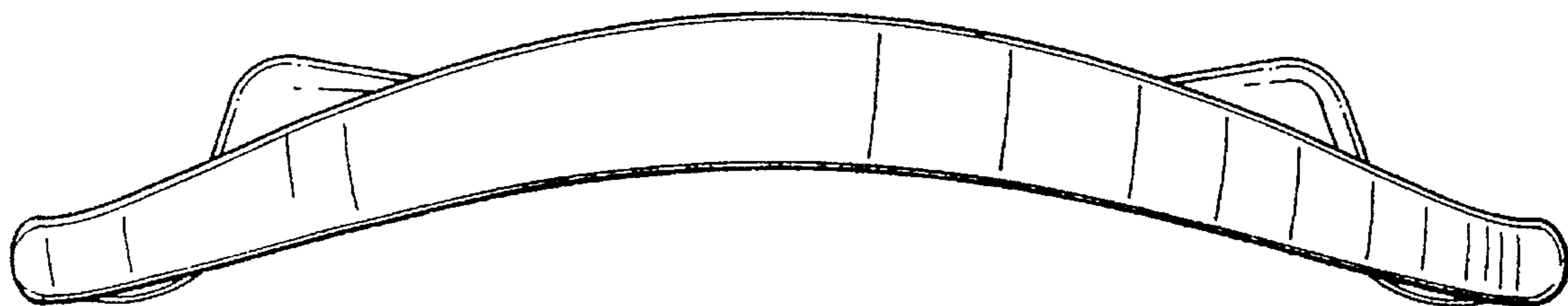


FIG.4



FIG.5

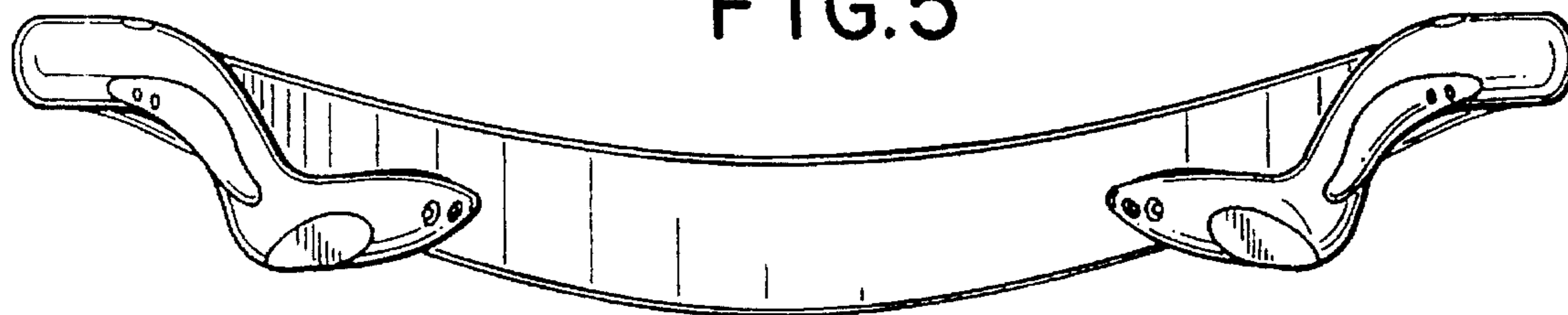


FIG.6

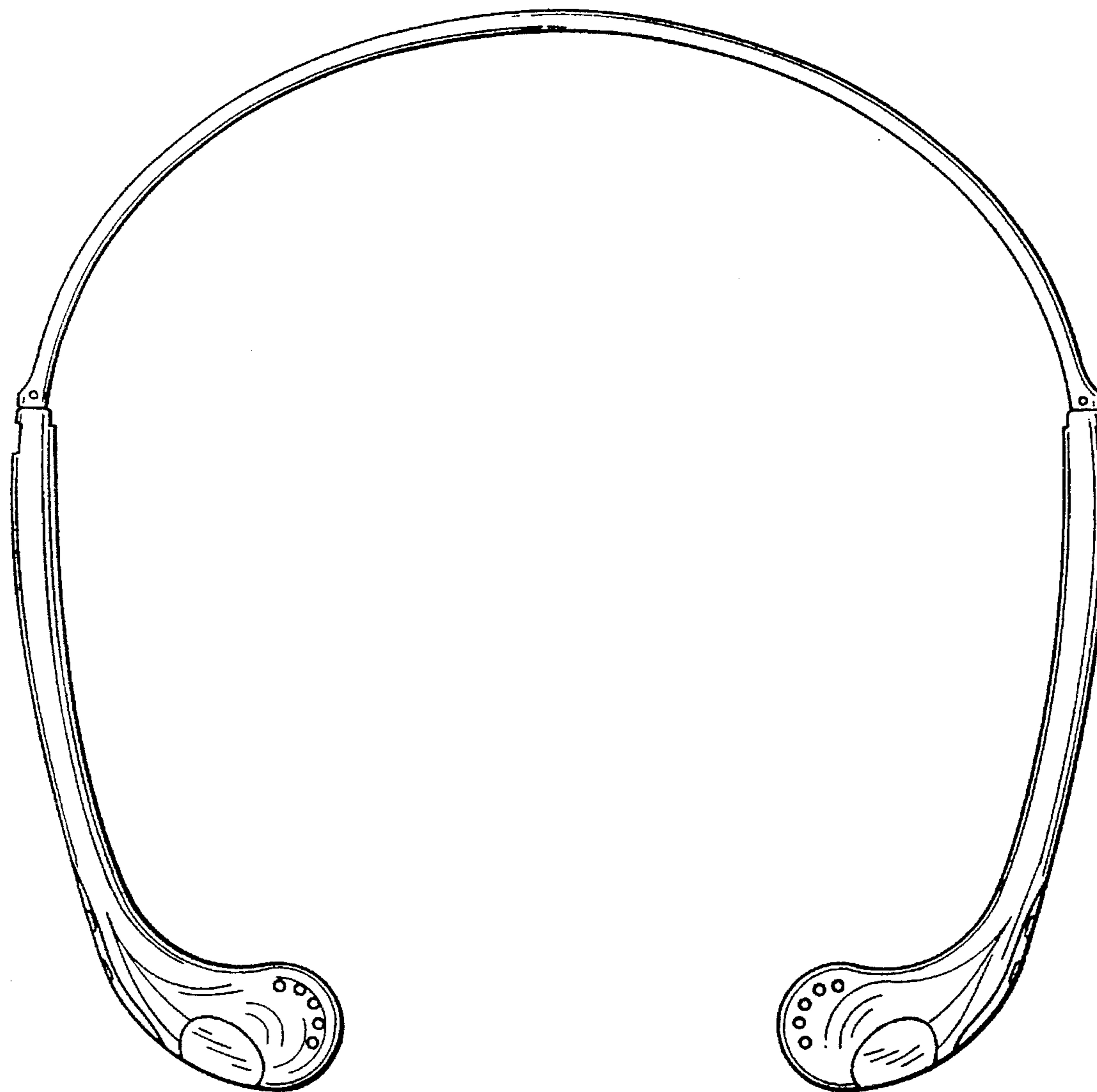


FIG. 7

