



US00D371531S

# United States Patent [19] Colton

[11] Patent Number: **Des. 371,531**

[45] Date of Patent: **\*\*Jul. 9, 1996**

[54] **BICYCLE SPLASH GUARD**

5,112,071 5/1992 Jones ..... 280/152.3  
5,121,935 6/1992 Mathieu et al. .... 280/152.3

[75] Inventor: **Raymond E. Colton, Tonica, Ill.**

[73] Assignee: **RACO USA Incorporated, Tonica, Ill.**

[\*\*] Term: **14 Years**

*Primary Examiner*—Melody N. Brown  
*Attorney, Agent, or Firm*—Breiner & Breiner

[21] Appl. No.: **26,409**

[22] Filed: **Jul. 27, 1994**

[52] U.S. Cl. .... **D12/186**

[58] Field of Search ..... D12/186, 114;  
280/152.2, 152.3, 152.1

## [57] CLAIM

The ornamental design for a bicycle splash guard, as shown and described.

## DESCRIPTION

FIG. 1 is a perspective view of the guard of the invention as viewed from the front;

FIG. 2 is a front elevational view of the guard;

FIG. 3 is a rear elevational view of the guard;

FIG. 4 is a right side view of the guard;

FIG. 5 is a left side view of the guard;

FIG. 6 is a top plan view of the guard; and,

FIG. 7 is a bottom plan view of the guard.

## [56] References Cited

### U.S. PATENT DOCUMENTS

D. 325,367 4/1992 Cottel ..... D12/186  
D. 349,087 7/1994 Rowley et al. .... D12/186  
D. 355,884 2/1995 Schlangen et al. .... D12/127  
1,374,475 4/1921 Shaughnessy ..... D12/186

**1 Claim, 1 Drawing Sheet**

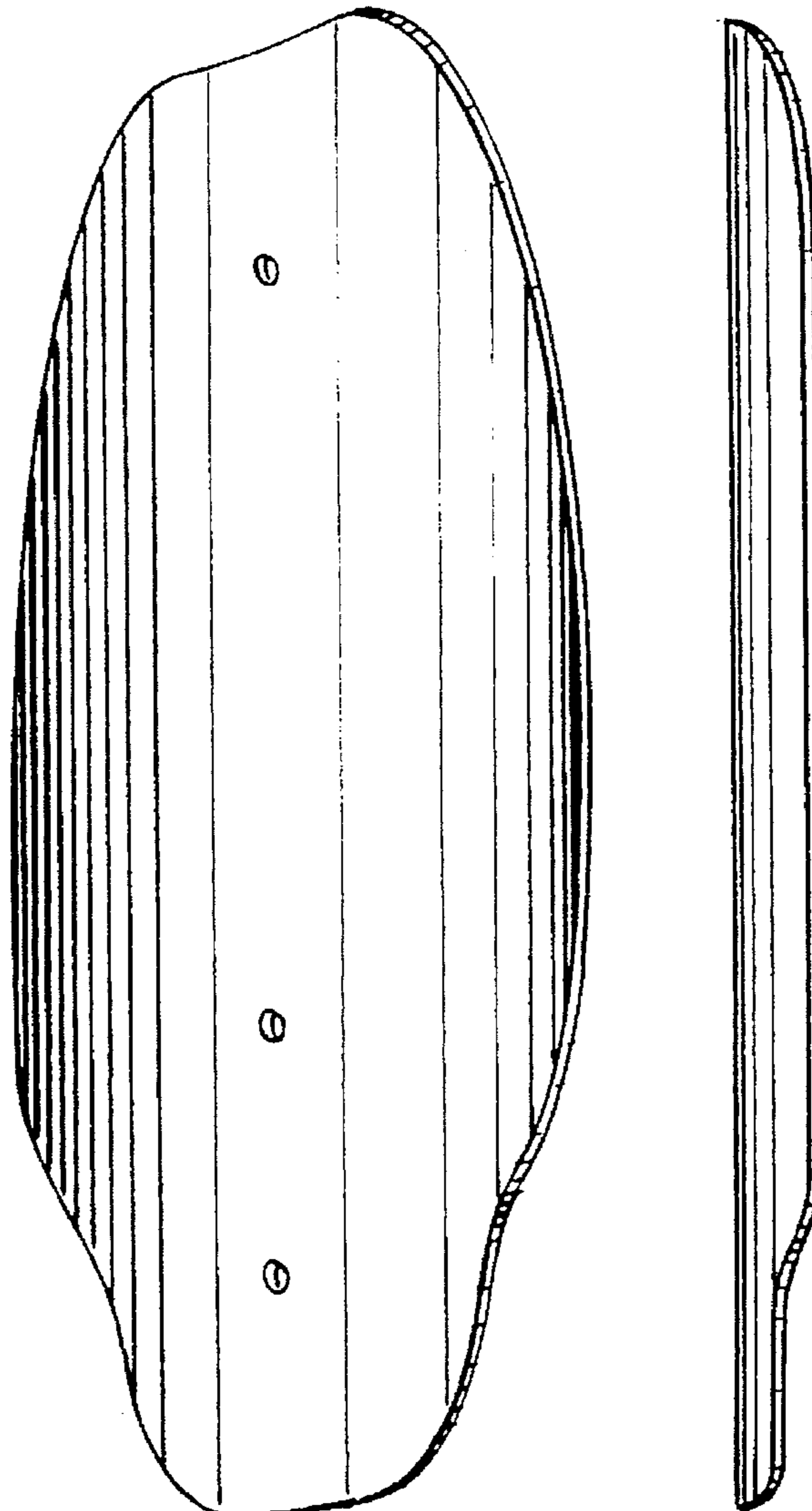


FIG. 1

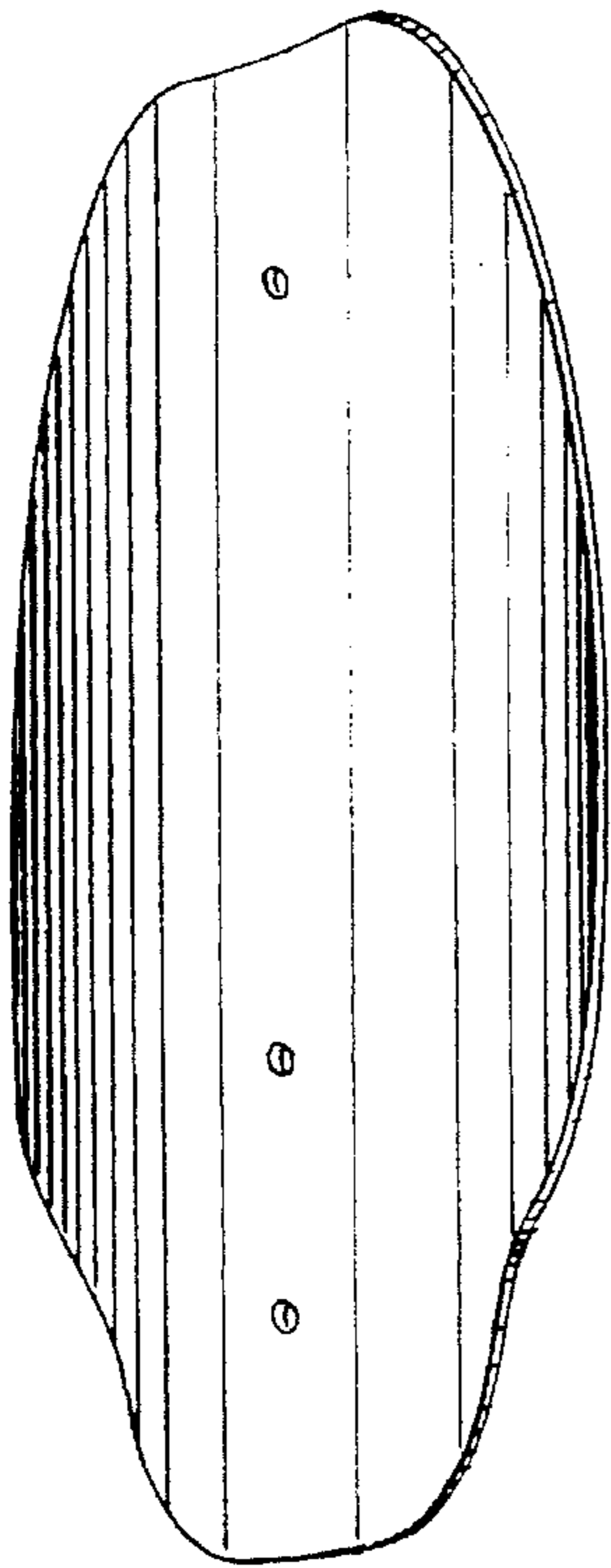


FIG. 2

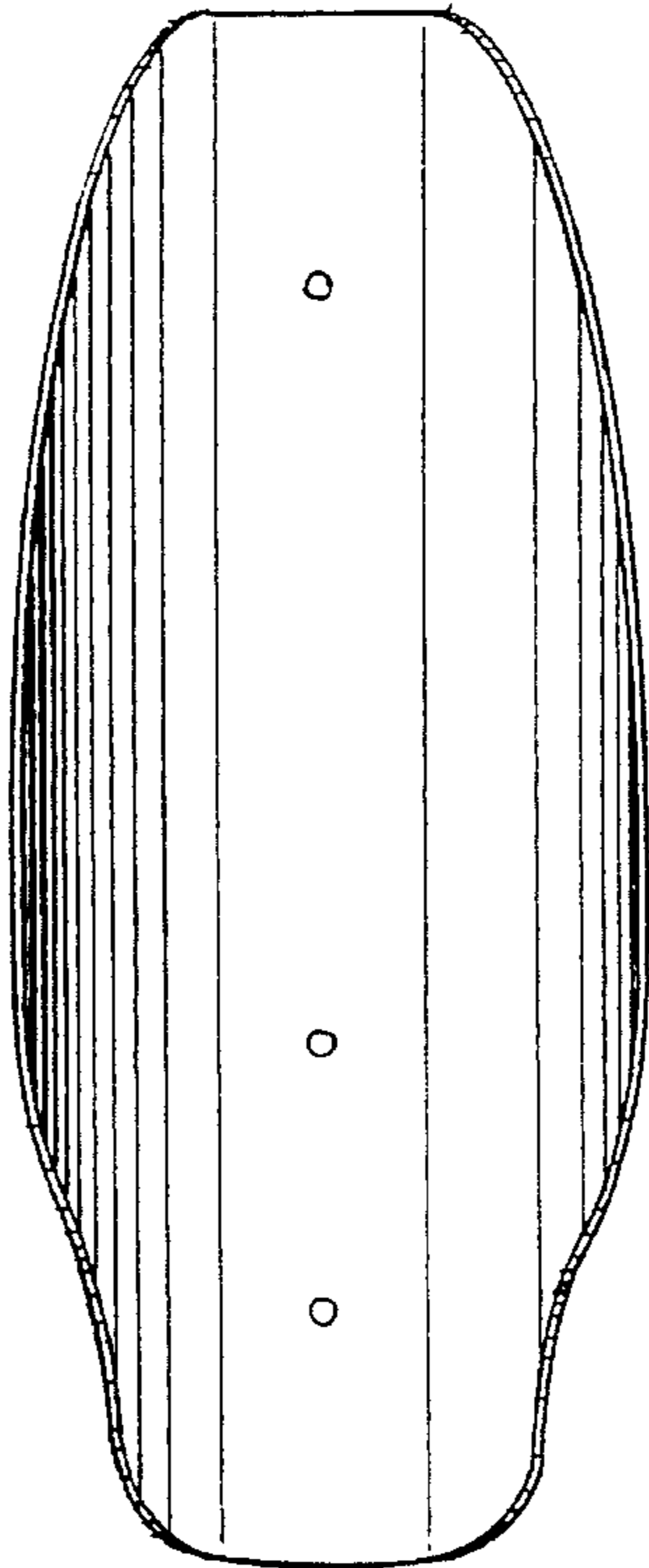


FIG. 3

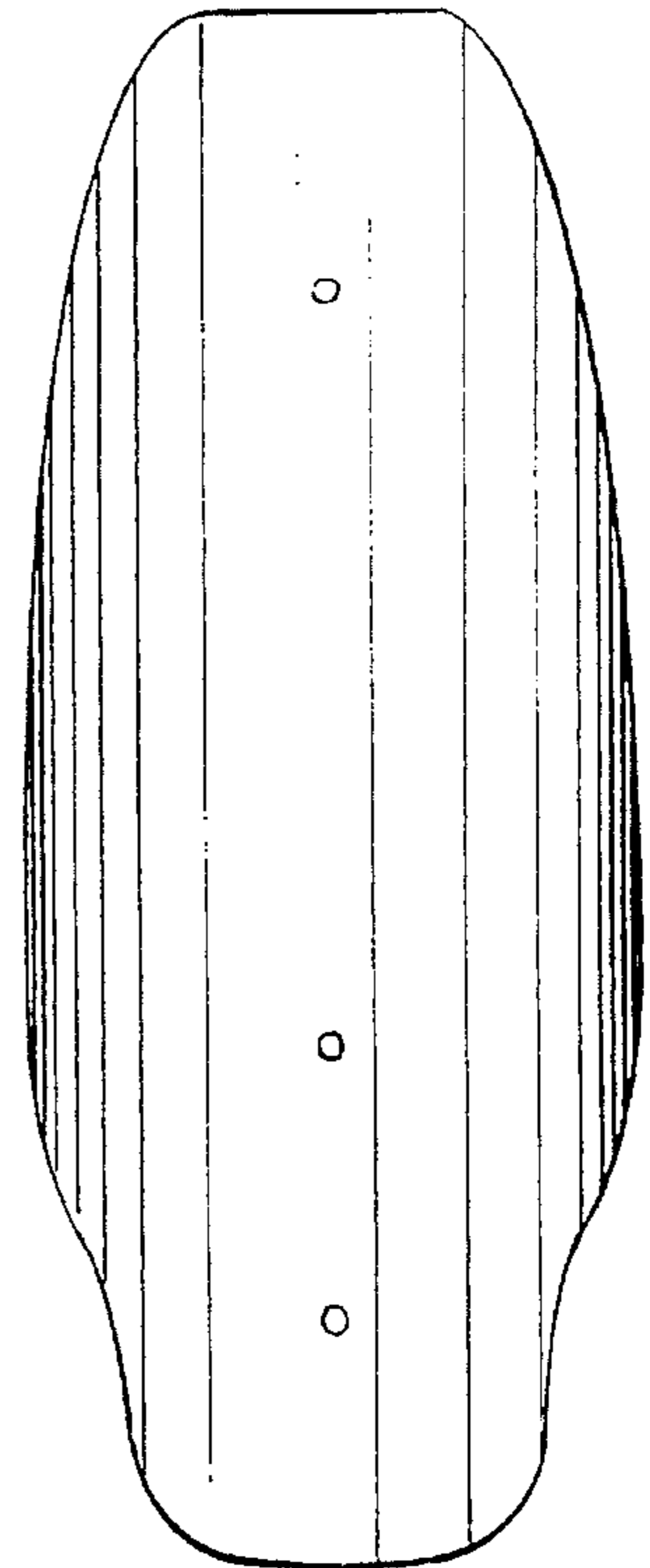


FIG. 4




FIG. 5



FIG. 6




FIG. 7

