



US00D371508S

United States Patent [19] Sagol

[11] Patent Number: **Des. 371,508**

[45] Date of Patent: ****Jul. 9, 1996**

[54] **CONNECTING UNIT FOR SHELF SUPPORT
POLES**

3,712,271 1/1973 Greathouse D8/396 X
4,407,472 10/1983 Beck D8/395 X

[75] Inventor: **Sami Sagol**, Ramat Hasharon, Israel

FOREIGN PATENT DOCUMENTS

[73] Assignee: **Keter Plastic Ltd.**, Jaffa, Israel

0467798 6/1937 United Kingdom 24/339

[**] Term: **14 Years**

Primary Examiner—Lucy Lieberman
Attorney, Agent, or Firm—Reising, Ethington, Barnard &
Perry

[21] Appl. No.: **23,968**

[57] CLAIM

[22] Filed: **Jun. 6, 1994**

The ornamental design for a connecting unit for shelf support poles, as shown and described.

[30] Foreign Application Priority Data

DESCRIPTION

Dec. 6, 1993 [IL] Israel 21803

[52] U.S. Cl. **D8/396**

[58] Field of Search D8/396, 373, 381,
D8/380, 349, 394, 395, 354; 403/396, 389;
24/336, 339

FIG. 1 is a perspective view of a connecting unit for shelf support poles showing the design;
FIG. 2 is a front view of the connecting unit for shelf support poles, the rear view being a mirror image thereof;
FIG. 3 is a right end view of the connecting unit for shelf support poles, the left end view being a mirror image thereof; and,
FIG. 4 is a top view of the connecting unit for shelf support poles, the bottom view being a mirror image thereof.

[56] References Cited

U.S. PATENT DOCUMENTS

D. 253,457 11/1979 Sandel D8/396 X
D. 270,797 10/1983 Marleau D8/373 X
2,132,647 10/1938 Robins D21/108
2,703,359 3/1955 Miller D8/396 X

1 Claim, 1 Drawing Sheet

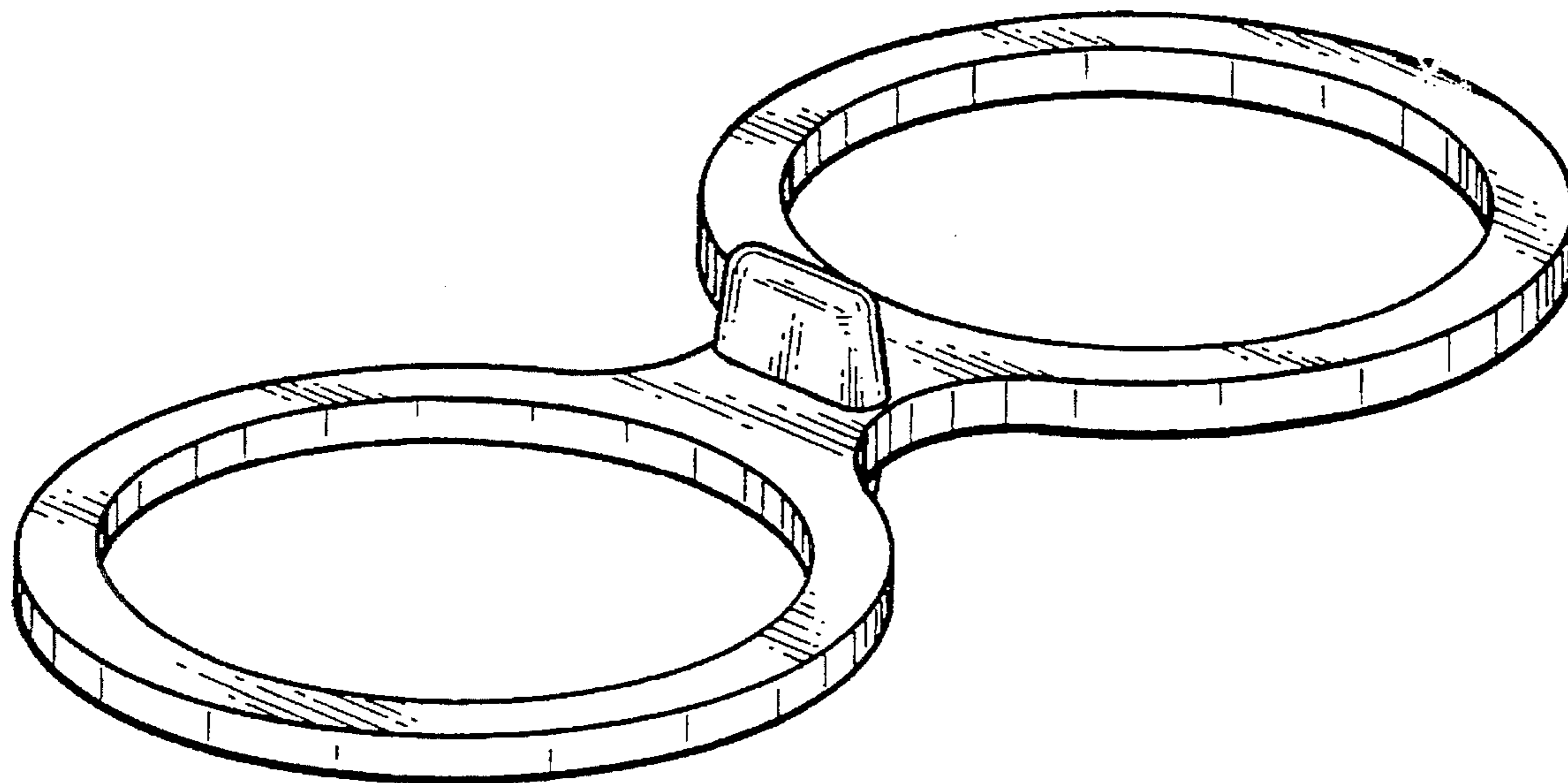


FIG - 1

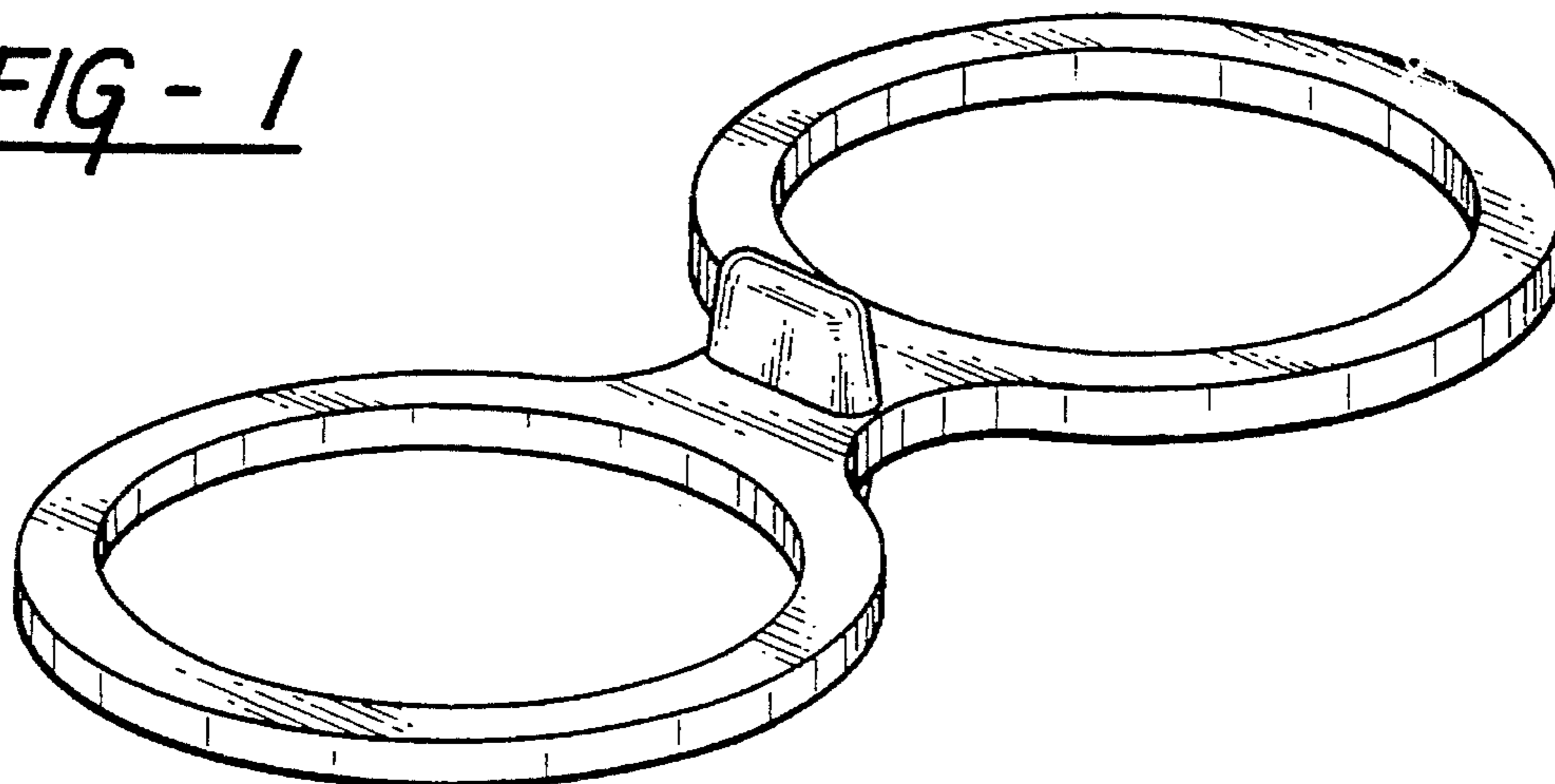


FIG - 2

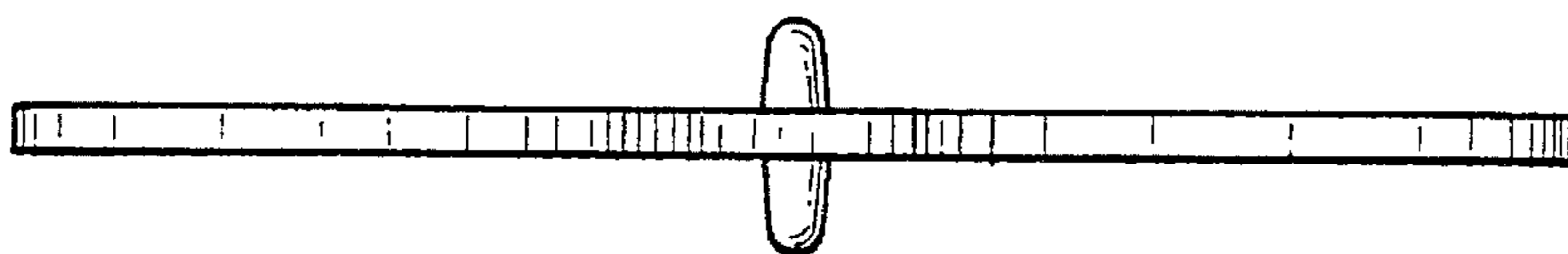


FIG - 3

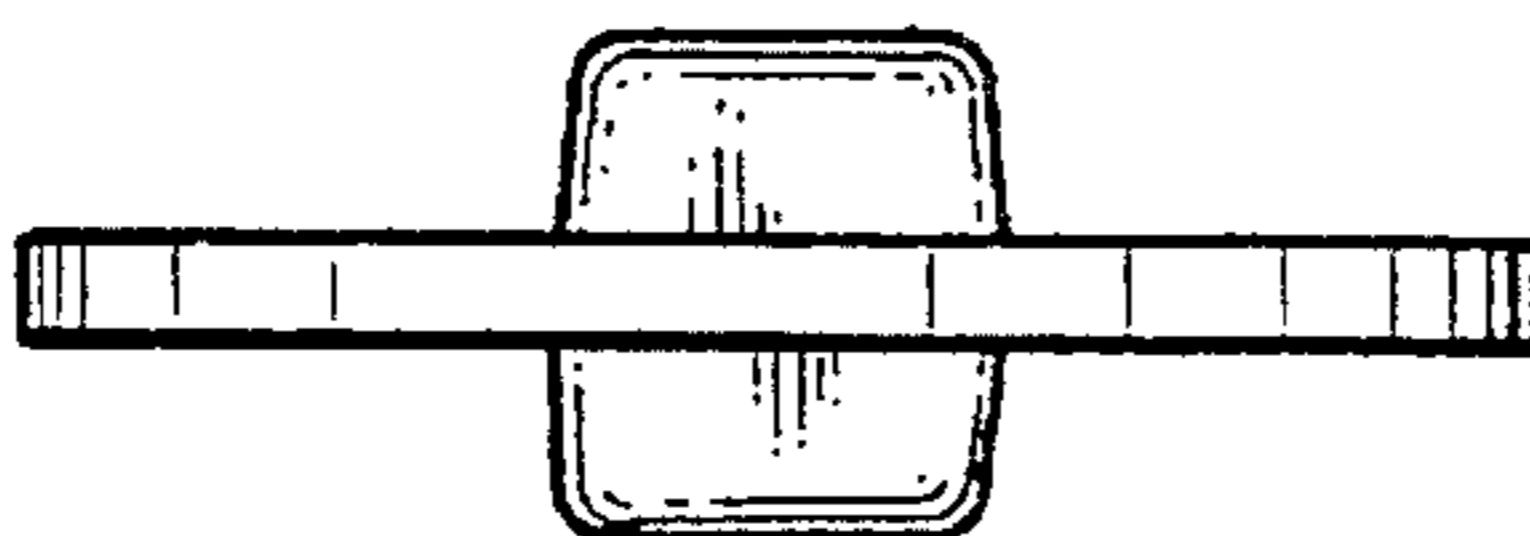


FIG - 4

