



US00D371500S

# United States Patent [19]

[11] Patent Number: **Des. 371,500**

McConnell et al.

[45] Date of Patent: **\*\*\* Jul. 9, 1996**

[54] **FRONT PORTION OF A PADDLE HANDLE ASSEMBLY**

4,653,143 3/1987 Ketelhuy et al. .... 292/336.3  
5,007,668 4/1991 DiGiusto ..... 292/216

[75] Inventors: **Kenneth L. McConnell; Mark B. Brown**, both of New Hampton, Iowa

*Primary Examiner*—B. J. Bullock  
*Attorney, Agent, or Firm*—Wood, Phillips, VanSanten, Clark & Mortimer

[73] Assignee: **Tri/Mark Corporation**, New Hampton, Iowa

### [57] CLAIM

[\*] Notice: The portion of the term of this patent subsequent to Apr. 23, 2010, has been disclaimed.

The ornamental design for a front portion of a paddle handle assembly, as shown and described.

[\*\*] Term: **14 Years**

### DESCRIPTION

[21] Appl. No.: **19,092**

FIG. 1 is a right, front and top perspective view of our design for a front portion of a paddle handle assembly with a paddle thereon in a closed position;  
FIG. 2 is a right, front and top perspective view thereof with the paddle thereon in an open position;  
FIG. 3 is a plan view thereof;  
FIG. 4 is a front elevation view thereof;  
FIG. 5 is a right side elevation view thereof;  
FIG. 6 is a bottom view thereof; and,  
FIG. 7 is a left side elevation view.

[22] Filed: **Feb. 23, 1994**

[52] U.S. Cl. .... **D8/302; D8/306; D8/313**

[58] Field of Search ..... **D8/306, 313, 301, D8/302; 292/216, 336.3, DIG. 31; 70/208**

The broken line showing the rear portion of the paddle handle assembly is for illustrative purposes only and forms no part of the claimed design.

### [56] References Cited

#### U.S. PATENT DOCUMENTS

D. 303,618 9/1989 Russell et al. .... D8/302  
D. 346,731 5/1994 Larsen et al. .... D8/301  
4,412,696 11/1983 Ishii et al. .... 292/336.3

**1 Claim, 2 Drawing Sheets**

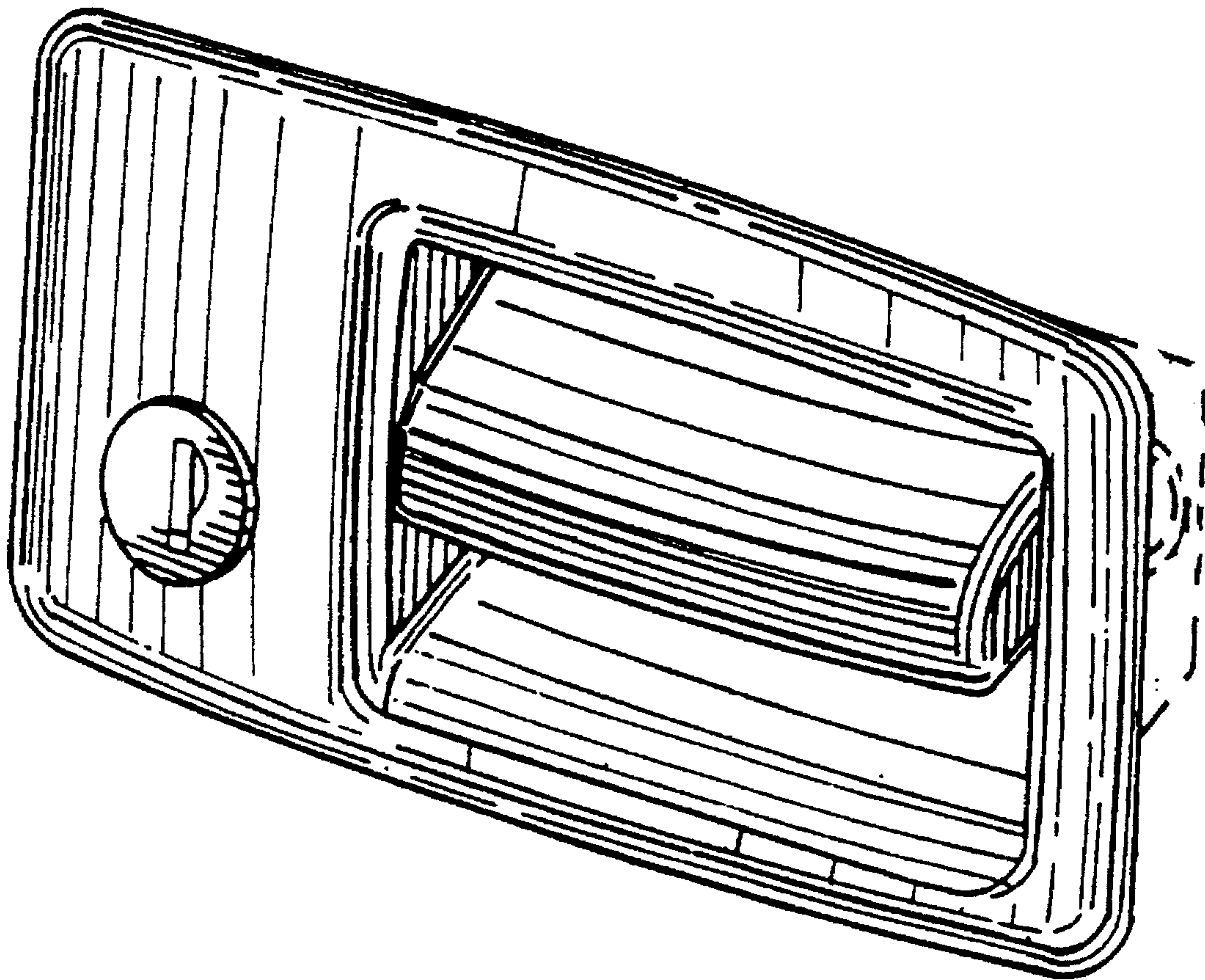


Fig. 1

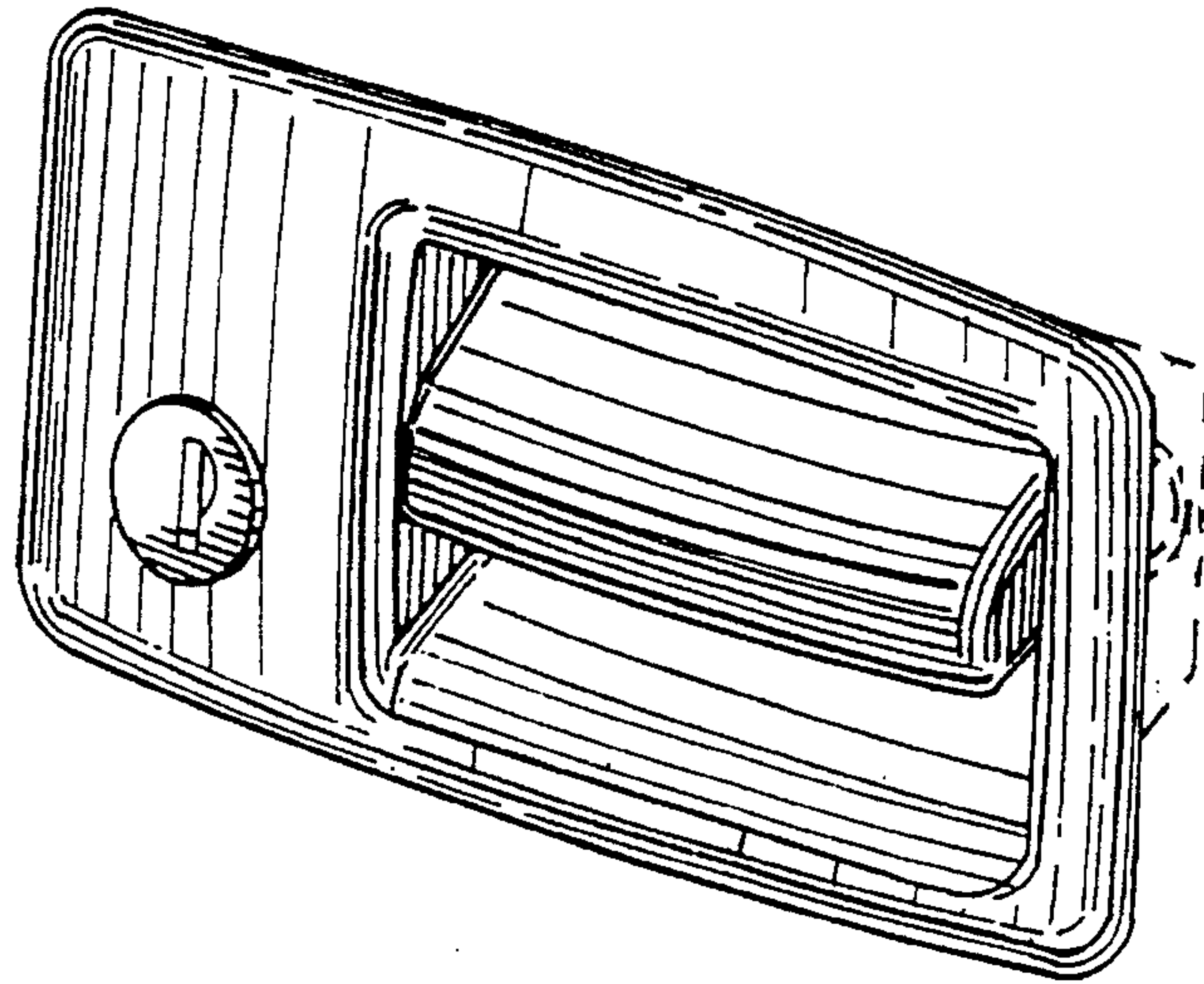


Fig. 2

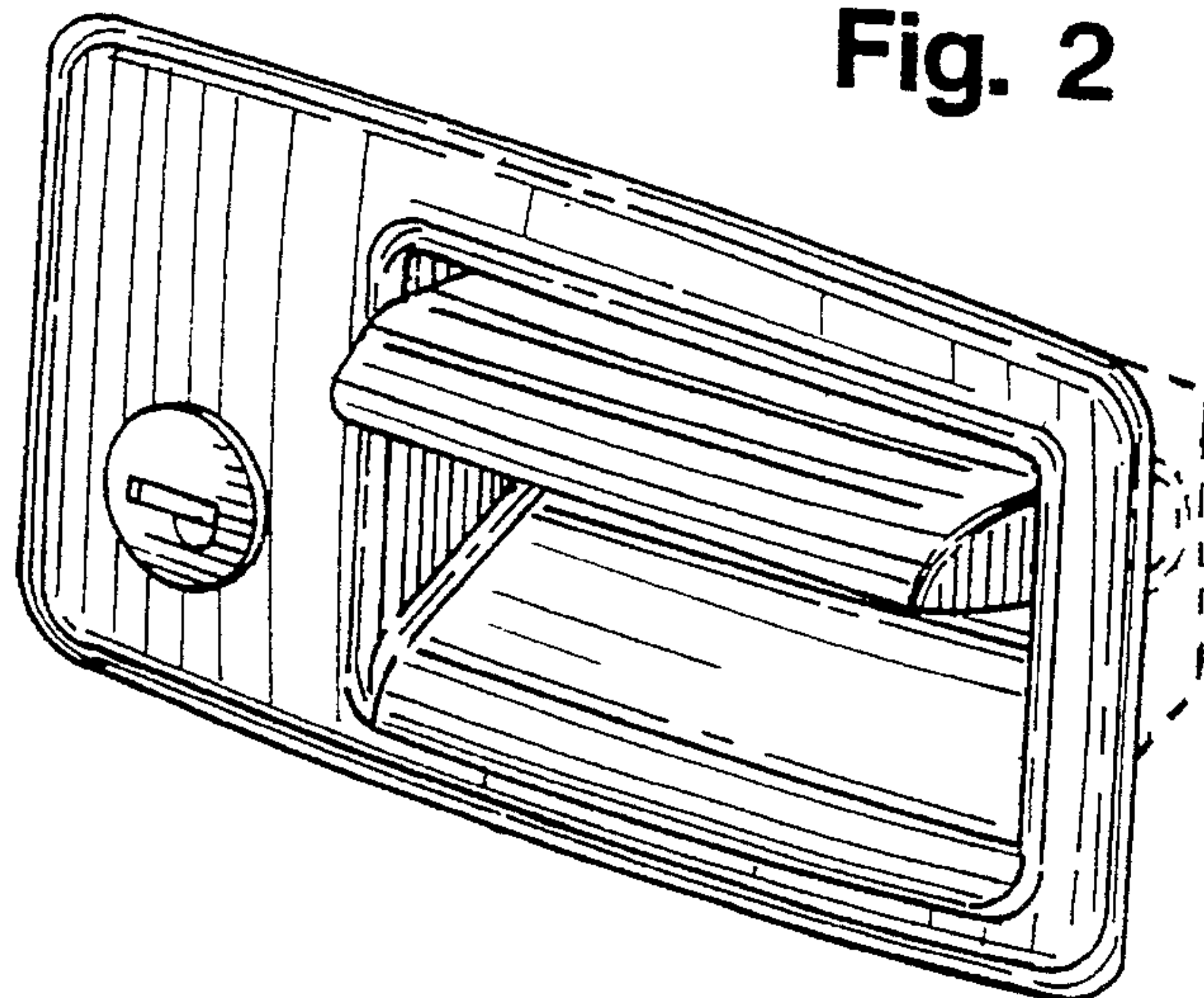


Fig. 3




Fig. 4




Fig. 5

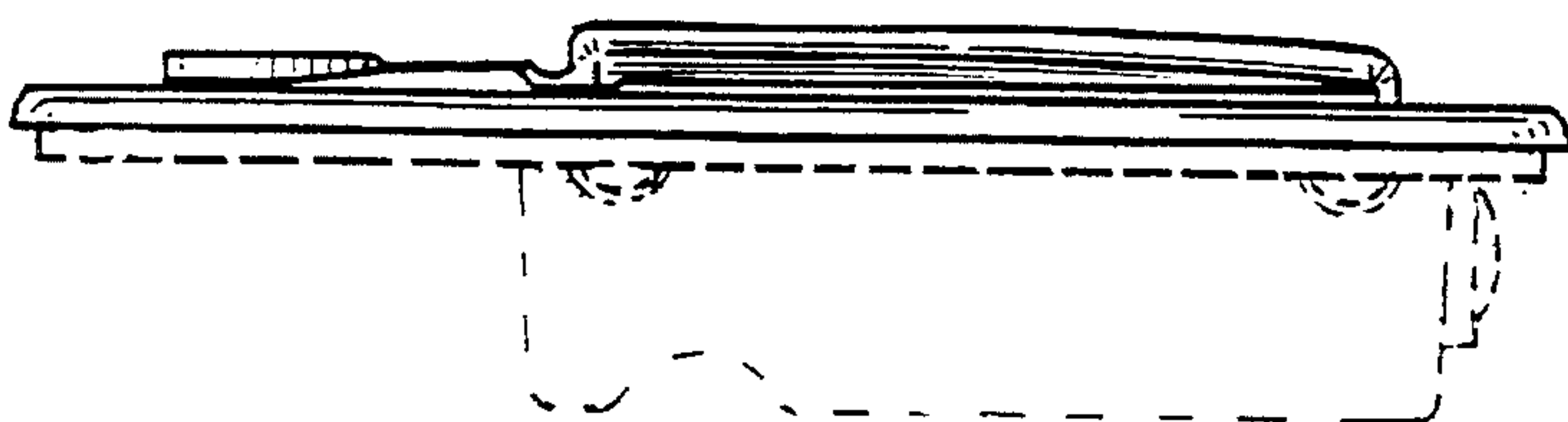
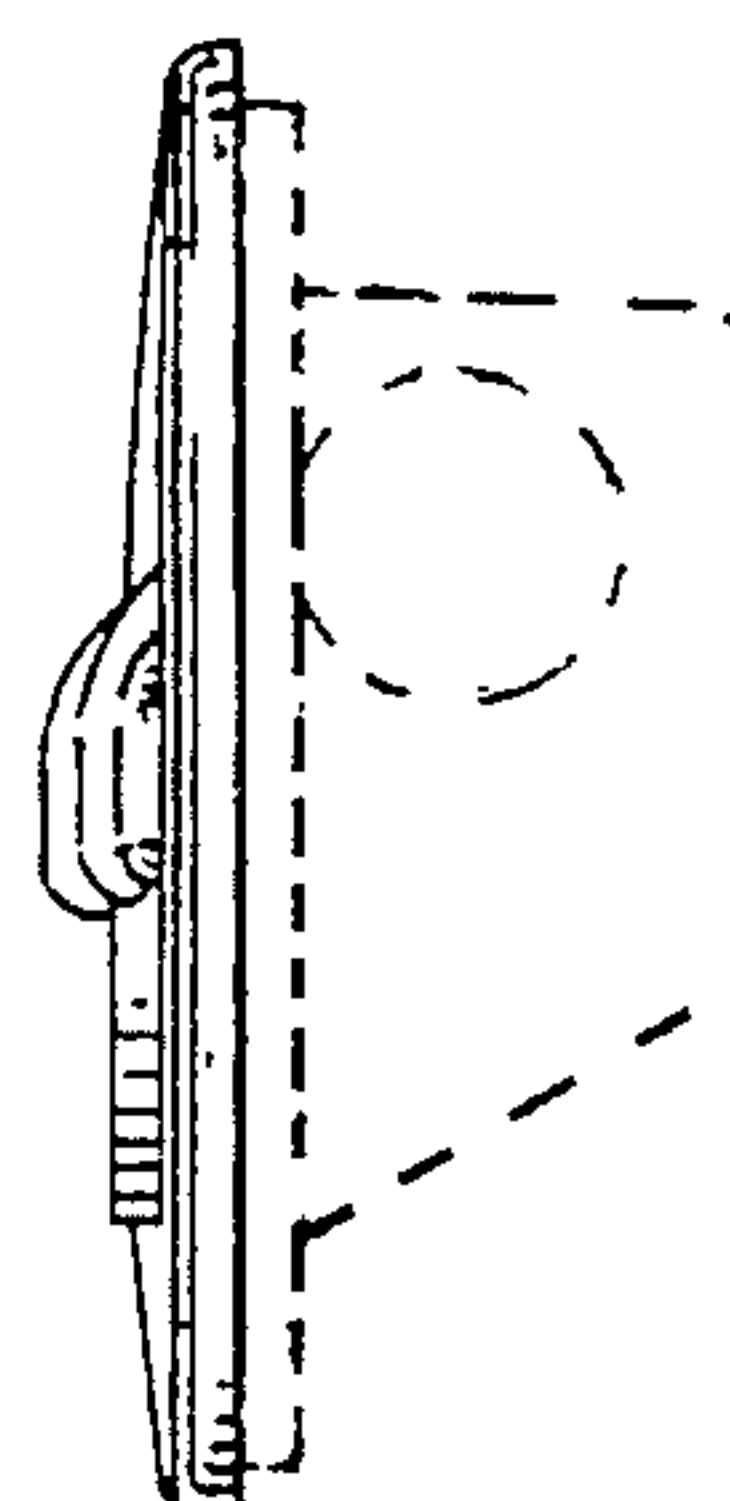


Fig. 6

Fig. 7

