



US00D371496S

United States Patent [19]

Herbst et al.

[11] Patent Number: **Des. 371,496**

[45] Date of Patent: ****Jul. 9, 1996**

[54] **STAPLER**

D. 296,183 6/1988 Chi D8/49
4,949,893 8/1990 Heckathorn 227/120

[75] Inventors: **Walter B. Herbst**, Evanston; **Mikael Backstrom**, Chicago; **Ralph Lazar**, Skokie, all of Ill.

FOREIGN PATENT DOCUMENTS

2231302 11/1990 United Kingdom 227/120

[73] Assignee: **General Binding Corporation**, Northbrook, Ill.

Primary Examiner—Ted Shooman
Assistant Examiner—Adir Aronovich
Attorney, Agent, or Firm—Hill, Steadman & Simpson

[**] Term: **14 Years**

[57] CLAIM

[21] Appl. No.: **25,073**

The ornamental design for a stapler, as shown and described.

[22] Filed: **Jun. 27, 1994**

DESCRIPTION

[52] U.S. Cl. **D8/50**

[58] Field of Search D8/49, 50; 227/120, 227/127, 128, 132, 134

FIG. 1 is a front, right side perspective view of a stapler showing our new design;

FIG. 2 is a top plan view thereof;

FIG. 3 is a right side elevational view thereof;

FIG. 4 is a left side elevational view thereof;

FIG. 5 is a front elevational view thereof; and,

FIG. 6 is a rear elevational view thereof.

The bottom of the claimed stapler is plane and unornamented.

[56] References Cited

U.S. PATENT DOCUMENTS

D. 193,371 8/1962 Mueller D8/50
D. 194,858 3/1963 Schmidt D8/50
D. 214,347 6/1969 Power D8/49
D. 214,601 7/1969 Gaya D8/49
D. 292,962 12/1987 Leszczak D8/50

1 Claim, 2 Drawing Sheets

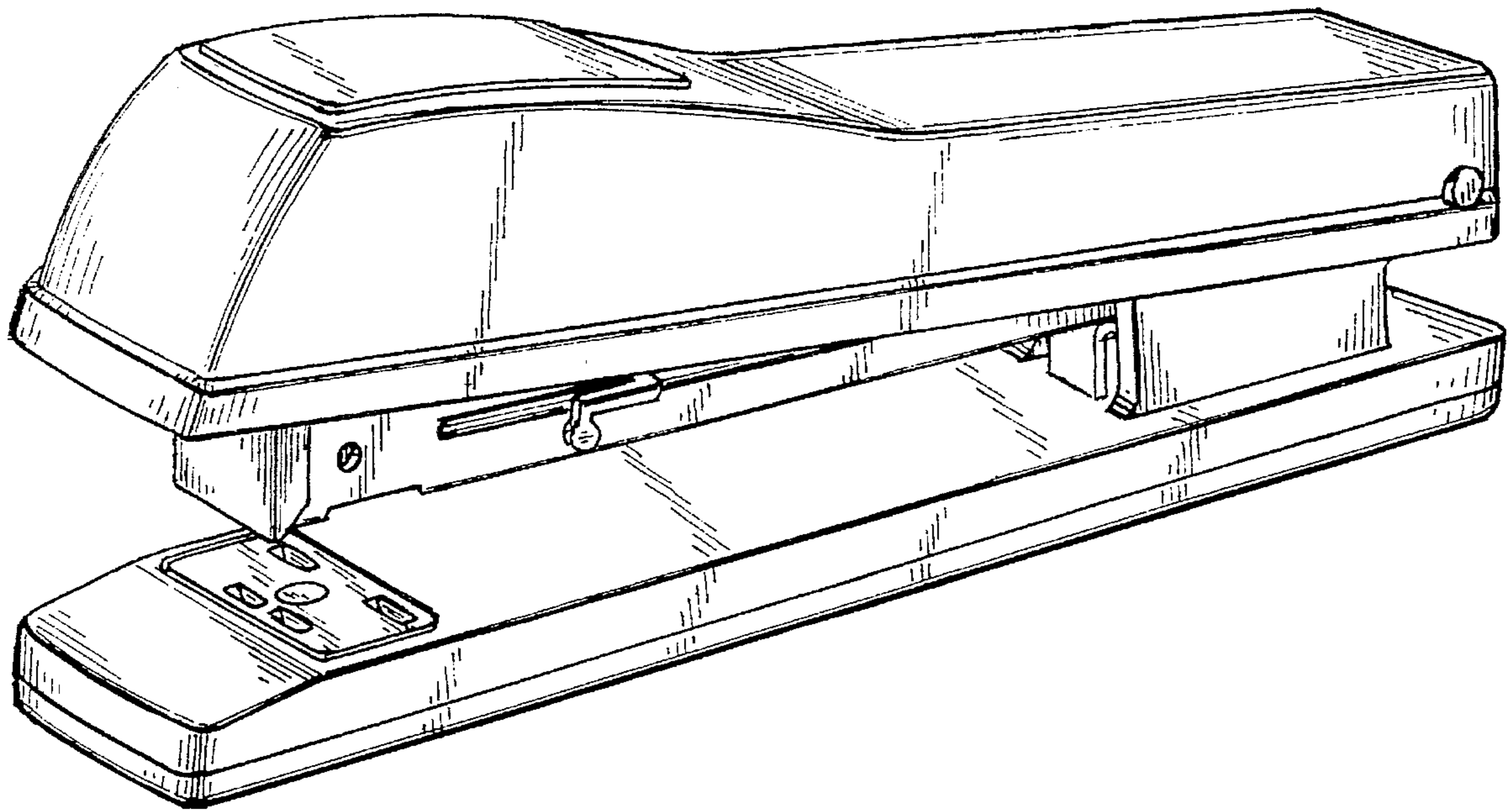


FIG. 1

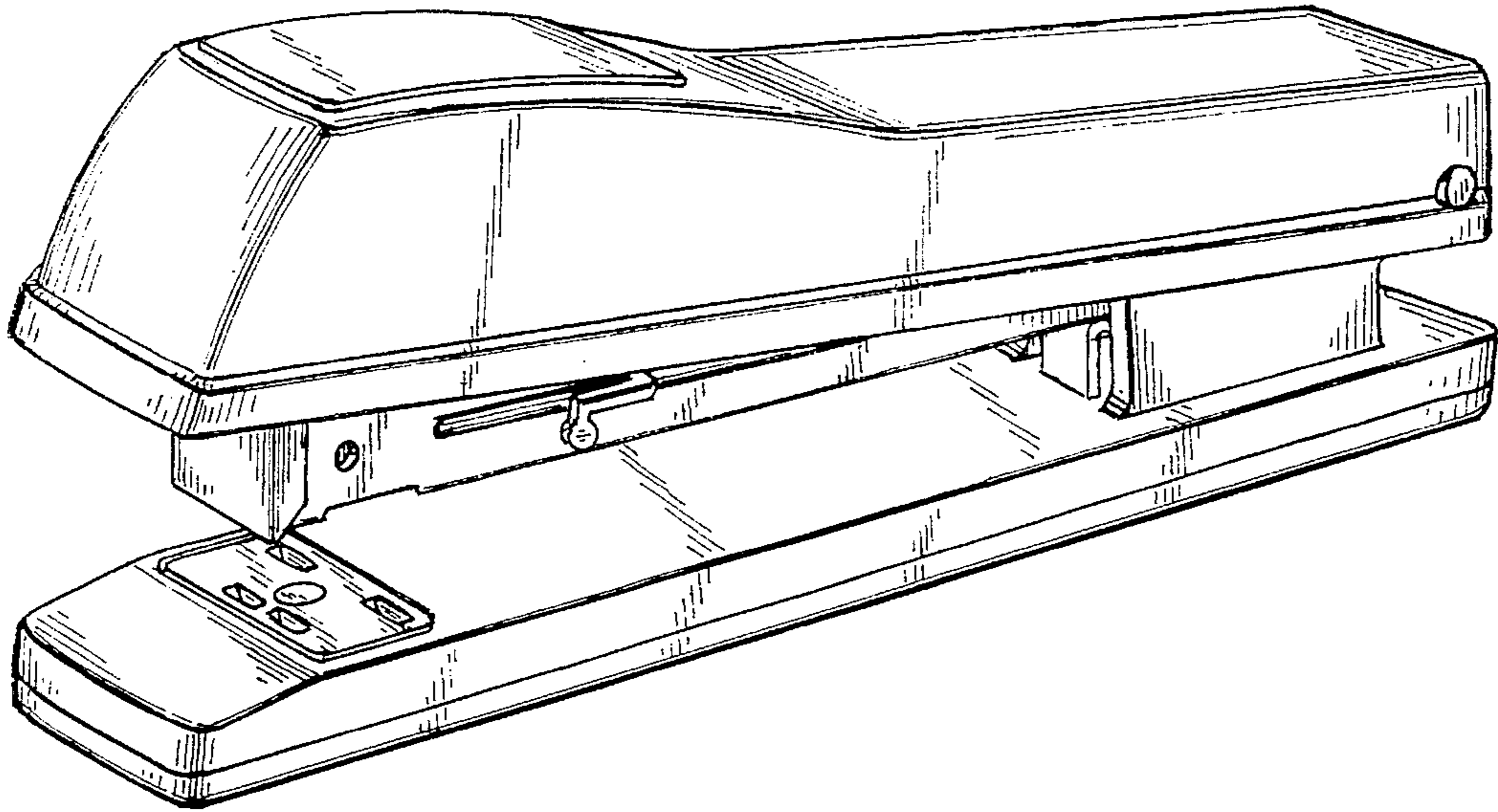


FIG. 2




FIG. 3

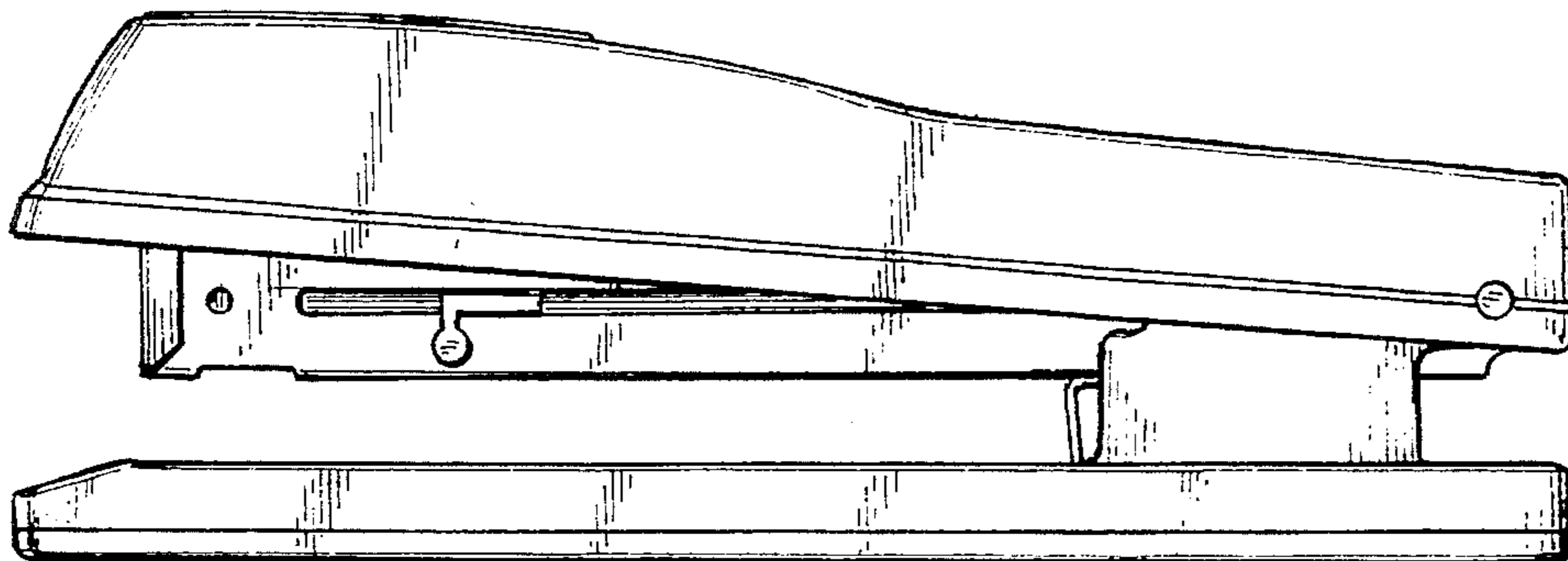


FIG. 4

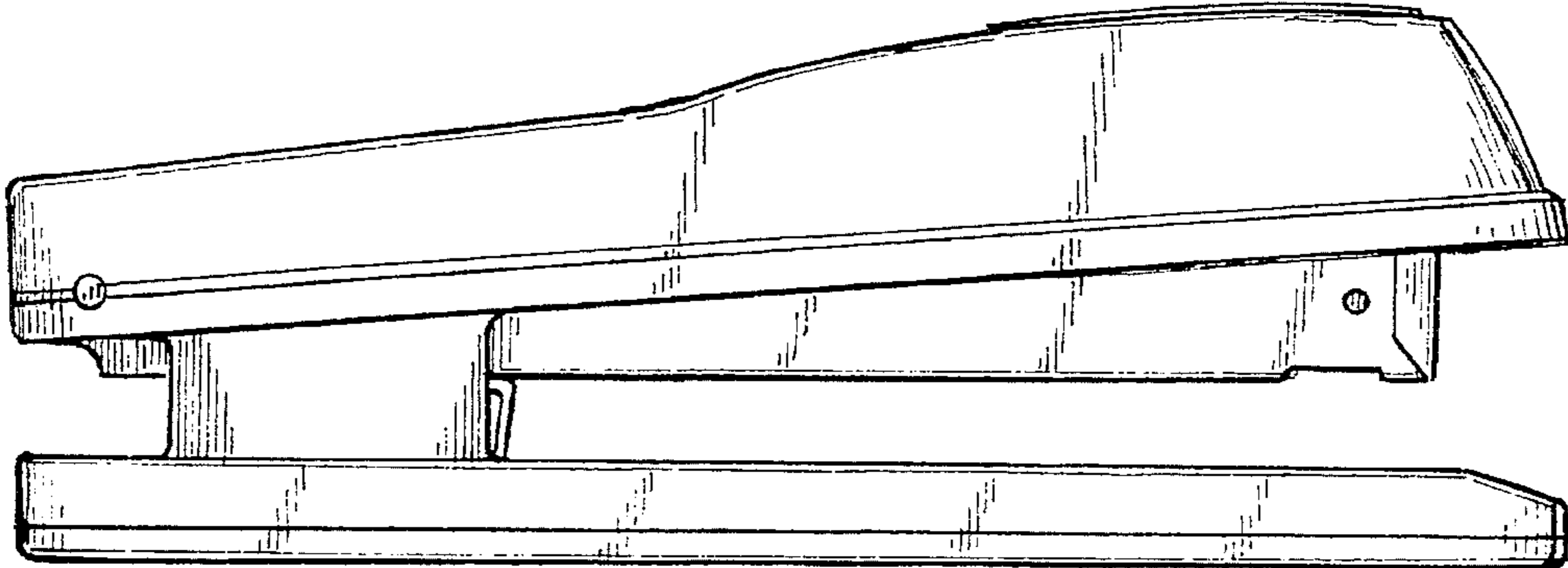


FIG. 5




FIG. 6

