



US00D371486S

United States Patent [19]
Chan

[11] **Patent Number:** **Des. 371,486**

[45] **Date of Patent:** ****Jul. 9, 1996**

[54] **LID HANDLE**

[75] Inventor: **Eric P. Chan**, New York, N.Y.

[73] Assignee: **Corning Incorporated**, Corning, N.Y.

[**] Term: **14 Years**

[21] Appl. No.: **20,385**

[22] Filed: **Mar. 25, 1994**

[52] **U.S. Cl.** **D7/393**

[58] **Field of Search** D7/326, 354-361,
D7/365, 391, 409, 505; D8/311, DIG. 2;
16/121; 99/403, 443; 219/401

[56] **References Cited**

U.S. PATENT DOCUMENTS

D. 225,204	11/1972	Kendrick	D8/311
D. 333,065	2/1993	Murphy	D7/391
5,363,748	11/1994	Boehm et al.	219/401 X

Primary Examiner—Nelson C. Holtje
Assistant Examiner—Caron D. Veynar
Attorney, Agent, or Firm—Robert L. Carlson

[57] **CLAIM**

The ornamental design for a lid handle, as shown and described.

DESCRIPTION

FIG. 1 is a top plan view of a lid handle showing my new design (the bottom is flat and unornamented);

FIG. 2 is a side elevation view, the opposite side view being a mirror image thereof;

FIG. 3 is a front elevation view, the rear elevation view being a mirror image thereof; and,

FIG. 4 is a perspective view thereof.

The broken line showing a lid in FIGS. 1-4 is for illustrative purposes only and forms no part of the claimed design.

1 Claim, 2 Drawing Sheets

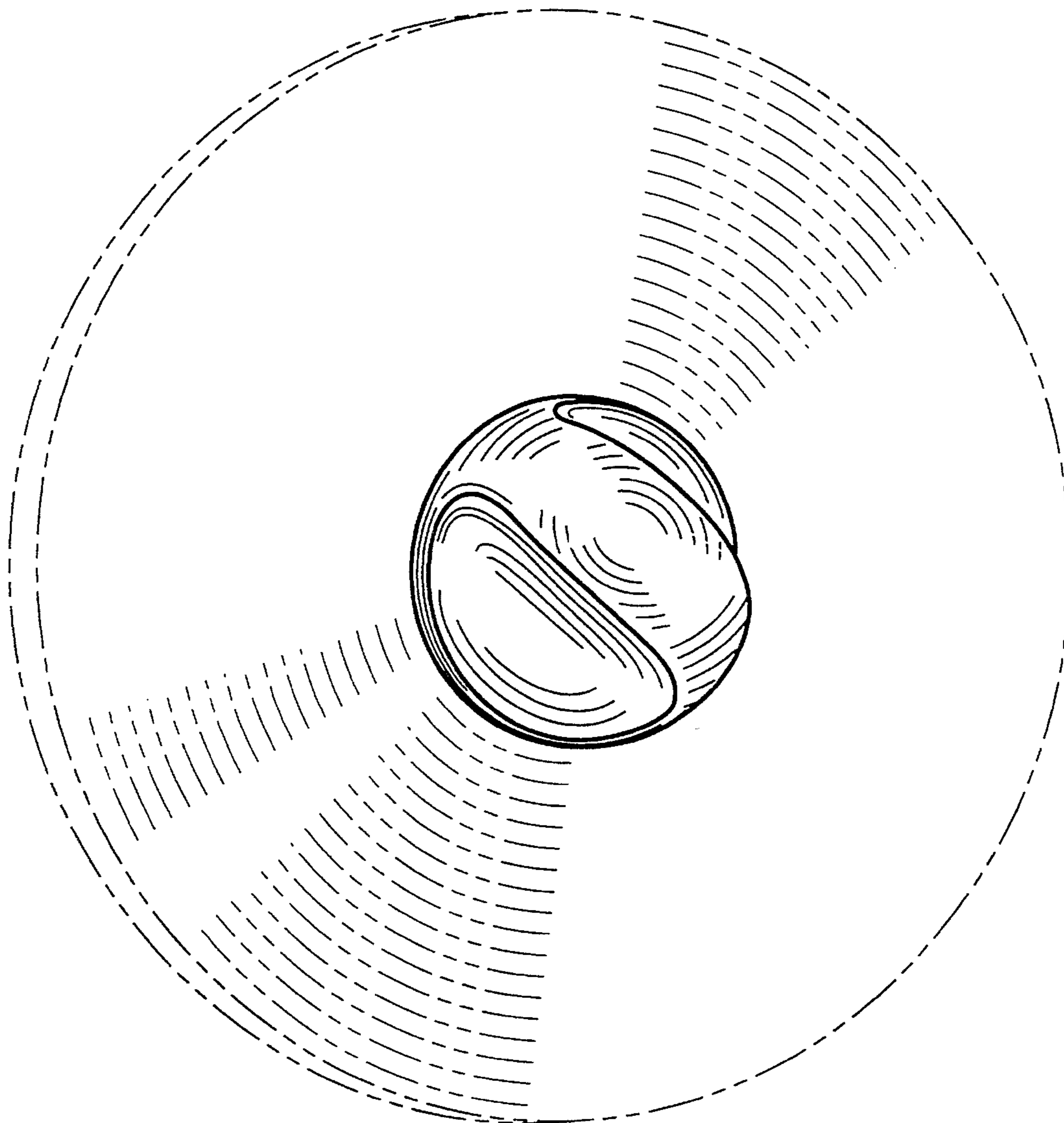


FIG. 2

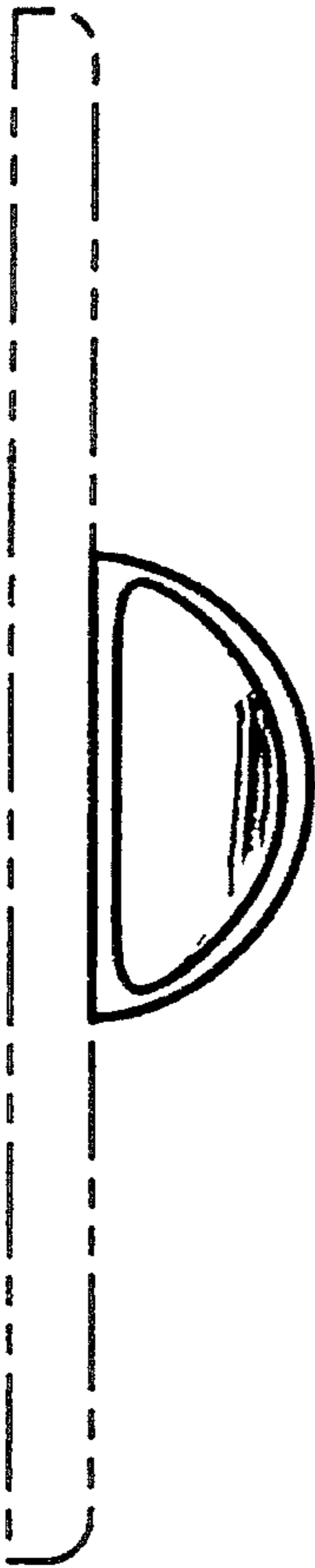


FIG. 1


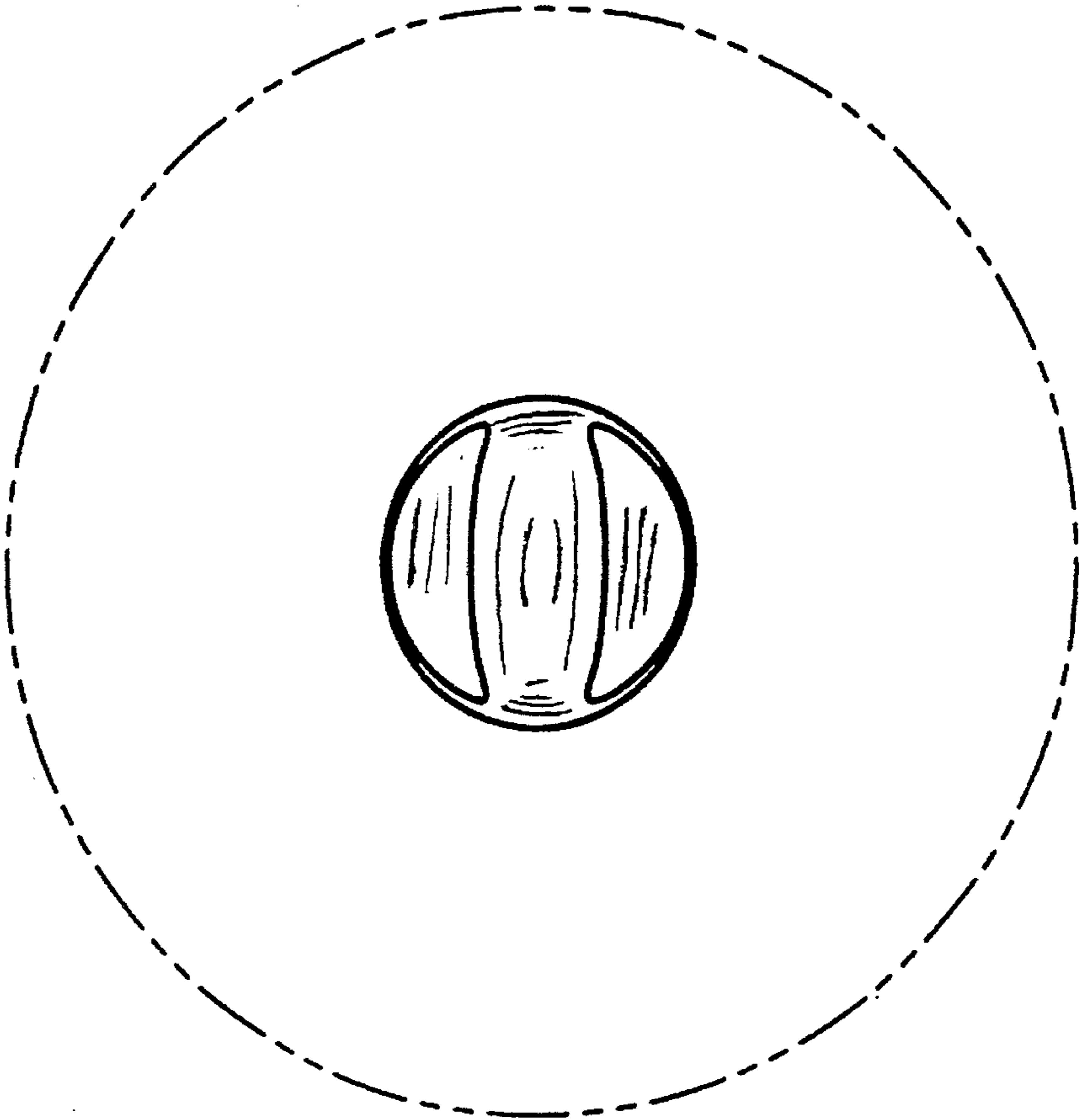


FIG. 3

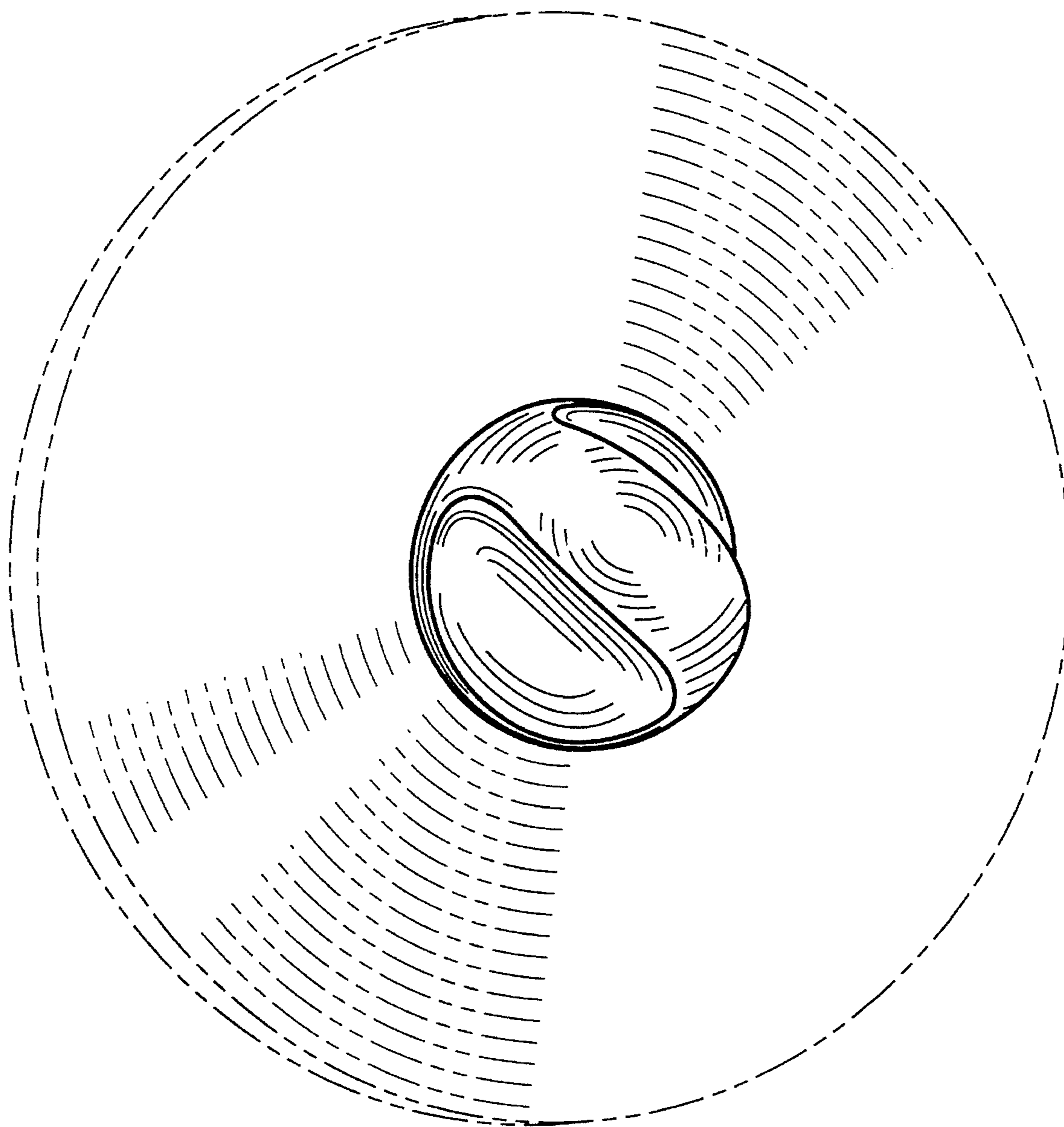


FIG. 4