



US00D371470S

United States Patent [19]
Kainz

[11] **Patent Number:** **Des. 371,470**

[45] **Date of Patent:** ****Jul. 9, 1996**

[54] **DISPLAY FIXTURE RAIL**

3,623,601 11/1971 Okutani 211/40 X
5,195,642 3/1993 Dardashti 211/41

[75] Inventor: **Kurt Kainz**, Them, Denmark

OTHER PUBLICATIONS

[73] Assignee: **AM System Silkeborg A/S**, Them, Denmark

Home Decorator Collection Catalog, "Towers", p. 22.

[**] Term: **14 Years**

Primary Examiner—Antoine Duval Davis

Assistant Examiner—S. Snapp

Attorney, Agent, or Firm—Antonelli, Terry, Stout & Kraus

[21] Appl. No.: **15,418**

[57] **CLAIM**

[22] Filed: **Nov. 17, 1993**

The ornamental design for a display fixture rail, as shown and described.

[52] **U.S. Cl.** **D6/469**; D6/629

[58] **Field of Search** D6/396, 399, 407, D6/626, 629, 630, 631, 632, 634; D24/230; 211/40, 41, 42; 206/307.1, 308.1, 308.2, 308.3, 387.1, 387.11–387.15

DESCRIPTION

[56] **References Cited**

FIG. 1 is a perspective view of the display fixture rail, which can be of any desired height;

FIG. 2 is a front elevational view of the display fixture rail of FIG. 1;

FIG. 3 is an enlarged top plan view of the display fixture rail of FIG. 1; and,

FIG. 4 is an enlarged rear view of one segment of the display fixture rail of FIG. 1.

U.S. PATENT DOCUMENTS

D. 231,444	4/1974	Seitz et al.	D24/230
D. 331,166	11/1992	Ohadi	D6/407 X
D. 351,512	10/1994	Thielen	D6/407
D. 351,528	10/1994	Dardashti	D6/630
2,981,019	4/1961	Baird	40/124

1 Claim, 2 Drawing Sheets

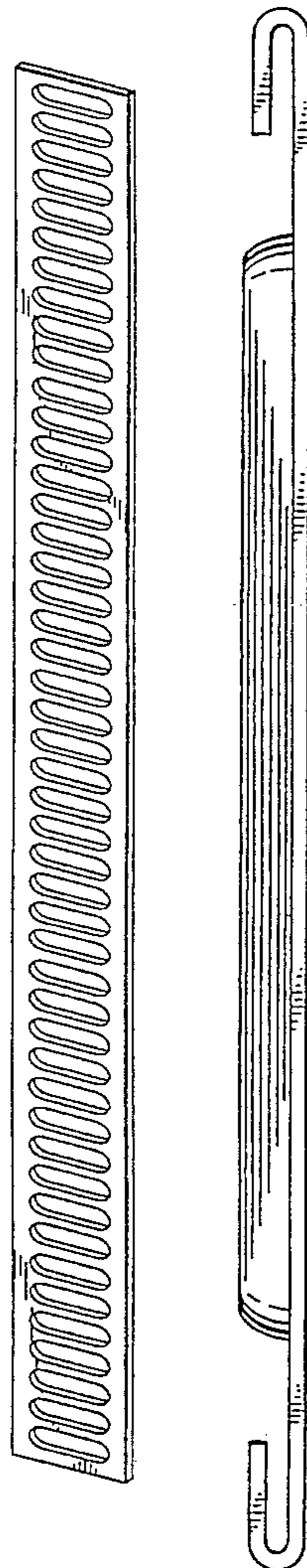


FIG. 1

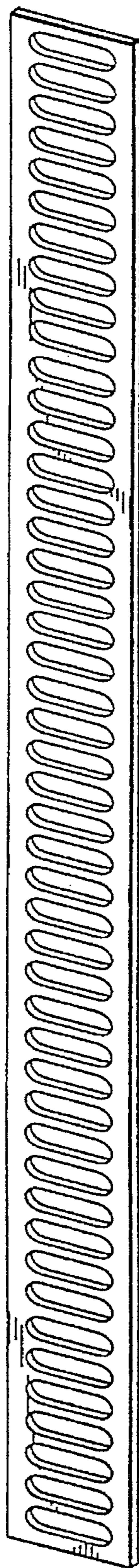


FIG. 2

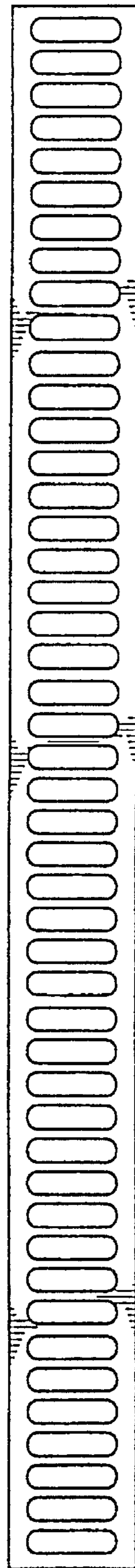


FIG. 4

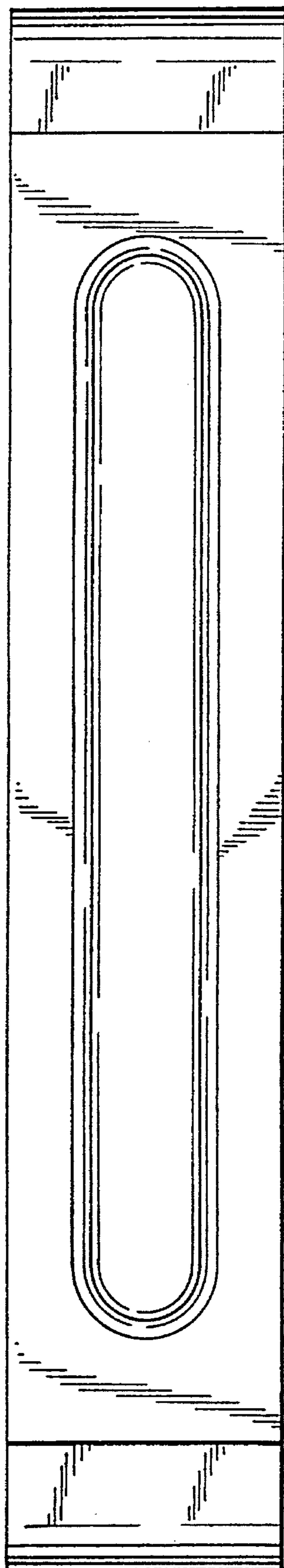


FIG. 3

