



US00D371456S

United States Patent [19]

[11] **Patent Number: Des. 371,456**

Champlin et al.

[45] **Date of Patent: **Jul. 9, 1996**

[54] **FISHERMAN'S GEAR BELT**

2,782,553 2/1957 Harris 224/920 X
2,817,472 12/1957 Parkhurst 224/920 X

[76] Inventors: **Dennis L. Champlin**, 1702 Hagny;
Charles D. Curless, 201 Walnut;
Russell W. Logan, 101 Poplar, all of
Lamar, Mo. 64759

Primary Examiner—Doris V. Coles
Assistant Examiner—Catherine R. Oliver
Attorney, Agent, or Firm—Kokjer, Kircher, Bowman &
Johnson

[**] Term: **14 Years**

[57] **CLAIM**

[21] Appl. No.: **23,594**

The ornamental design for a fisherman's gear belt, as shown and described.

[22] Filed: **May 27, 1994**

[52] U.S. Cl. **D3/224**

DESCRIPTION

[58] **Field of Search** D3/224, 226, 228,
D3/229, 215; 224/904, 901, 918, 222, 224;
43/54.1

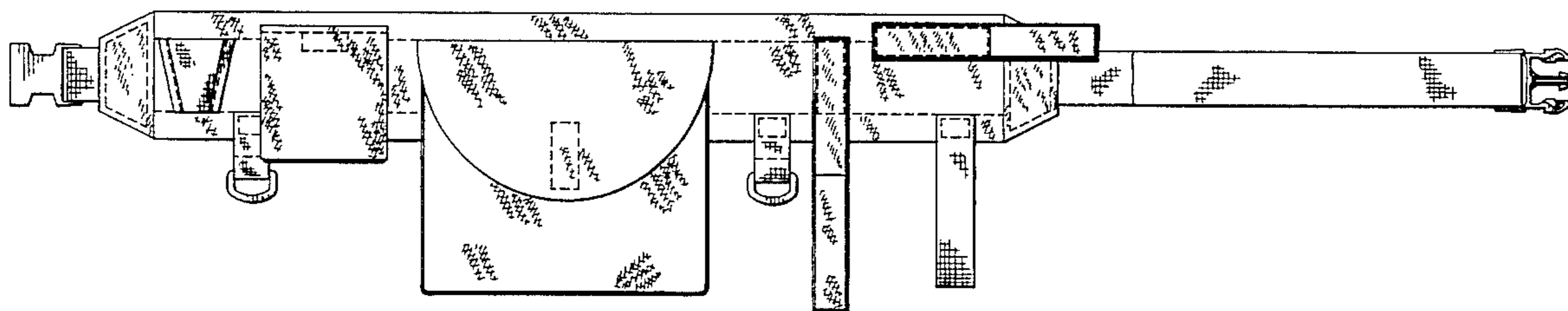
FIG. 1 is a top plan view of a fisherman's gear belt according to the present invention;
FIG. 2 is a front elevation view thereof, the broken lines represent conventional top stitching;
FIG. 3 is a left side elevation view thereof;
FIG. 4 is a right side elevation view thereof;
FIG. 5 is a rear elevation view thereof, the broken lines represent conventional top stitching; and,
FIG. 6 is a bottom plan view.

[56] **References Cited**

U.S. PATENT DOCUMENTS

D. 317,228	6/1991	Stufflebeam	D3/224
D. 348,565	7/1994	Cummins	D3/215
1,486,470	3/1924	Welch	224/920 X
1,600,027	9/1926	Welsand	224/224 X

1 Claim, 2 Drawing Sheets



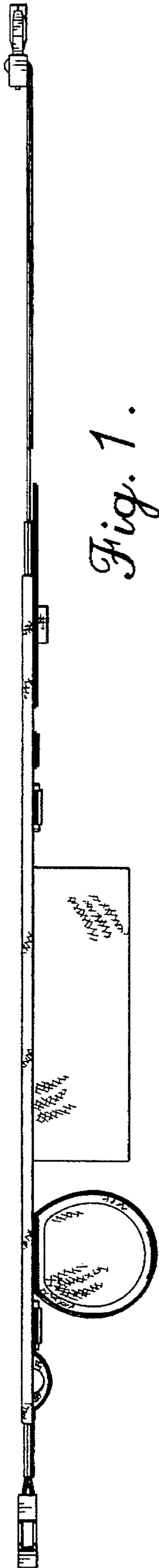


Fig. 1.

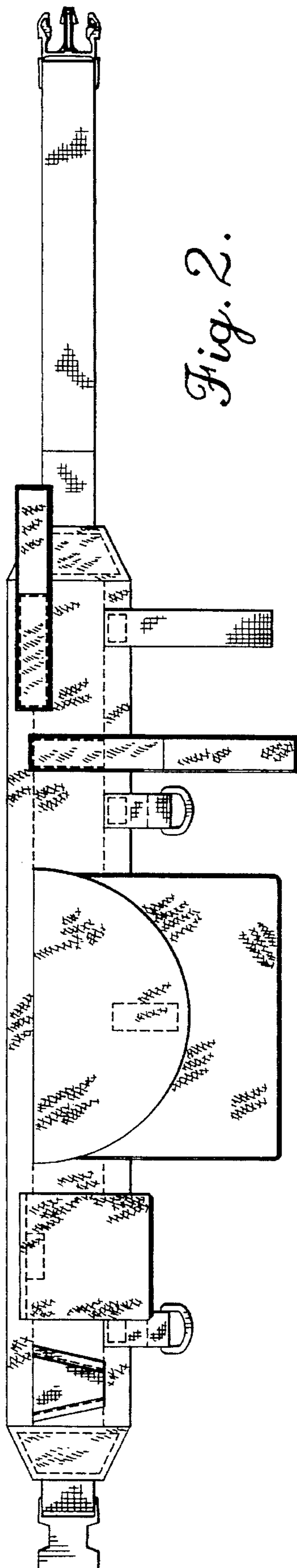


Fig. 2.

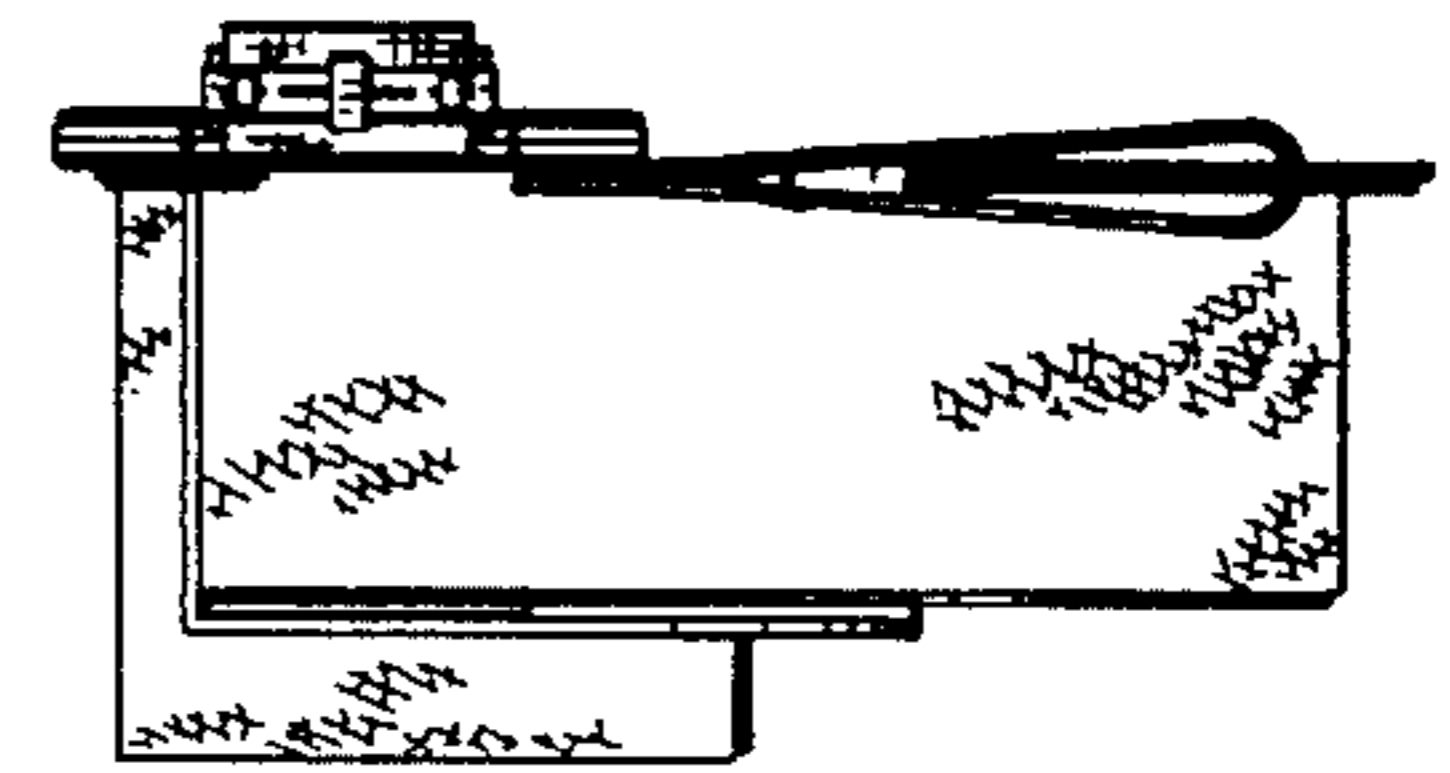


Fig. 3.

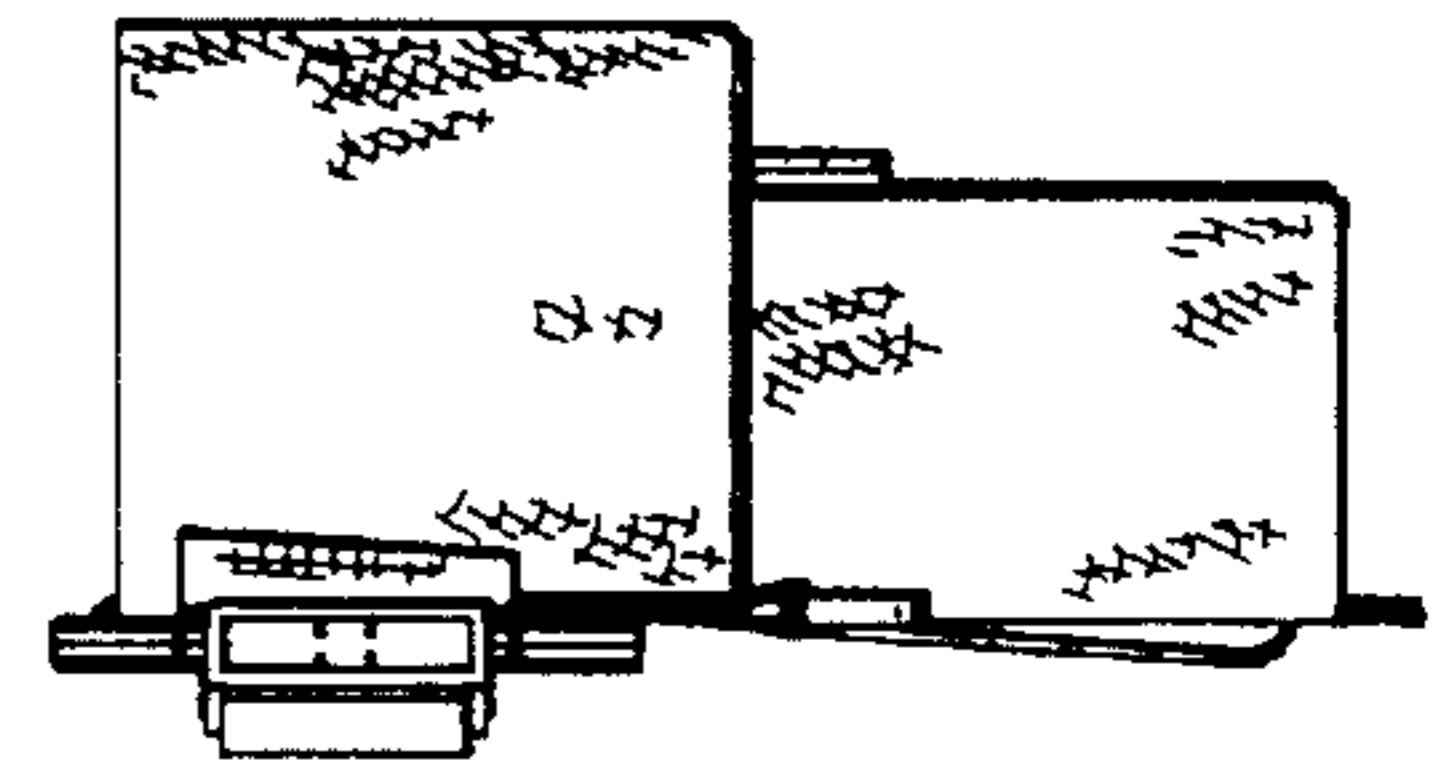


Fig. 4.

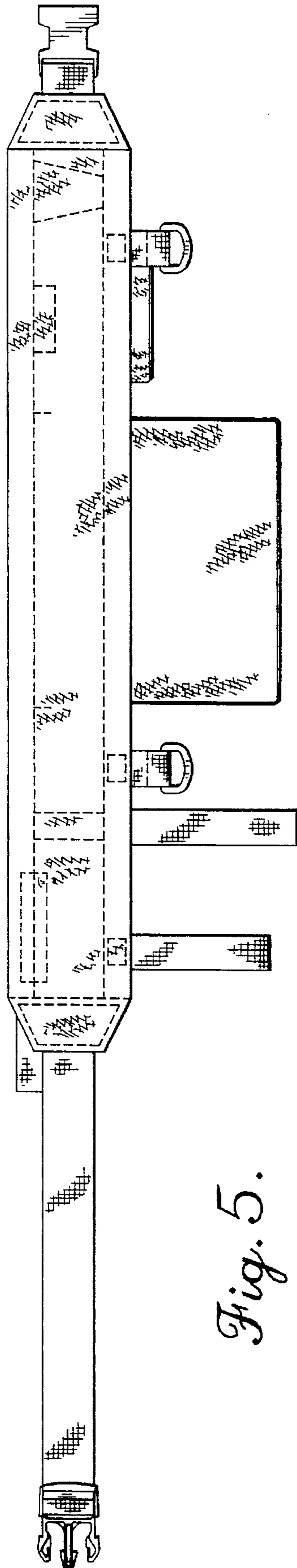


Fig. 5.

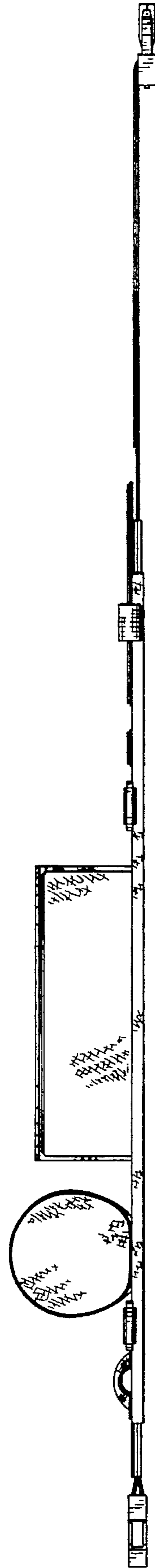


Fig. 6.