



US00D371455S

United States Patent [19]

[11] Patent Number: **Des. 371,455**

Ronson et al.

[45] Date of Patent: ****Jul. 9, 1996**

[54] **SOCK HOLDER**

D. 348,902	7/1994	Beyer	D19/65
1,859,817	5/1932	Dodd	24/DIG. 29 X
3,170,213	2/1965	Thomas, Jr.	24/30.5 S X

[75] Inventors: **Laurence M. Ronson; John Kaye,**
both of London, England

FOREIGN PATENT DOCUMENTS

[73] Assignee: **Kenfort Limited dba MIA,** London,
England

4025815	2/1992	Germany	24/482
2196683	5/1988	United Kingdom	24/575

[**] Term: **14 Years**

Primary Examiner—Louis S. Zarfes
Assistant Examiner—Monica A. Hannon
Attorney, Agent, or Firm—Olive & Olive

[21] Appl. No.: **37,840**

[22] Filed: **Apr. 21, 1995**

[52] U.S. Cl. **D3/201; D32/61**

[58] Field of Search D3/201, 232, 318,
D3/322, 327, 328; 24/3.6, 3.12, 29, 30.5 P,
30.5 S, 170, 335, 356, 482, 575, 616, DIG. 29;
248/316.7, 342, 314; D32/25, 35, 60, 61,
62; D19/65; D11/53.54, 81.82, 102; D6/582,
613

[57] CLAIM

The ornamental design for a sock holder, as shown and described.

DESCRIPTION

FIG. 1 is a front view of the invention;
FIG. 2 is an elevational view of the top edge thereof;
FIG. 3 is an elevational view of the bottom edge thereof;
FIG. 4 is a sectional view of FIG. 1 taken along the lines of 4—4;
FIG. 5 is an elevational view of the right side thereof; and,
FIG. 6 is an elevational view of the left side thereof.

[56] References Cited

U.S. PATENT DOCUMENTS

D. 231,310	4/1974	Burgher	D32/61
D. 265,105	6/1982	Arballo	D6/599 X
D. 319,903	9/1991	Barner	D32/61

1 Claim, 1 Drawing Sheet

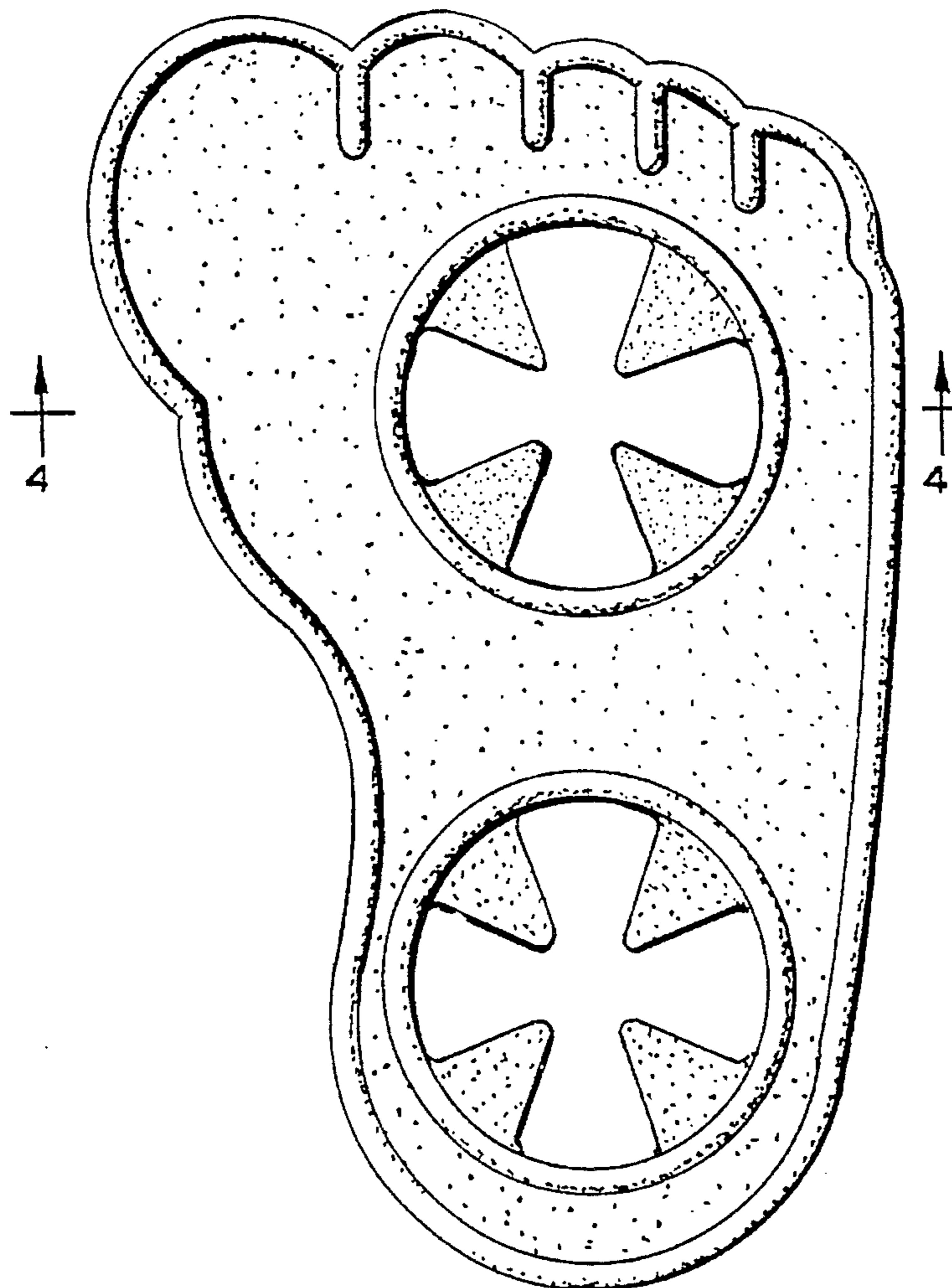




FIG. 2



FIG. 3




FIG. 4

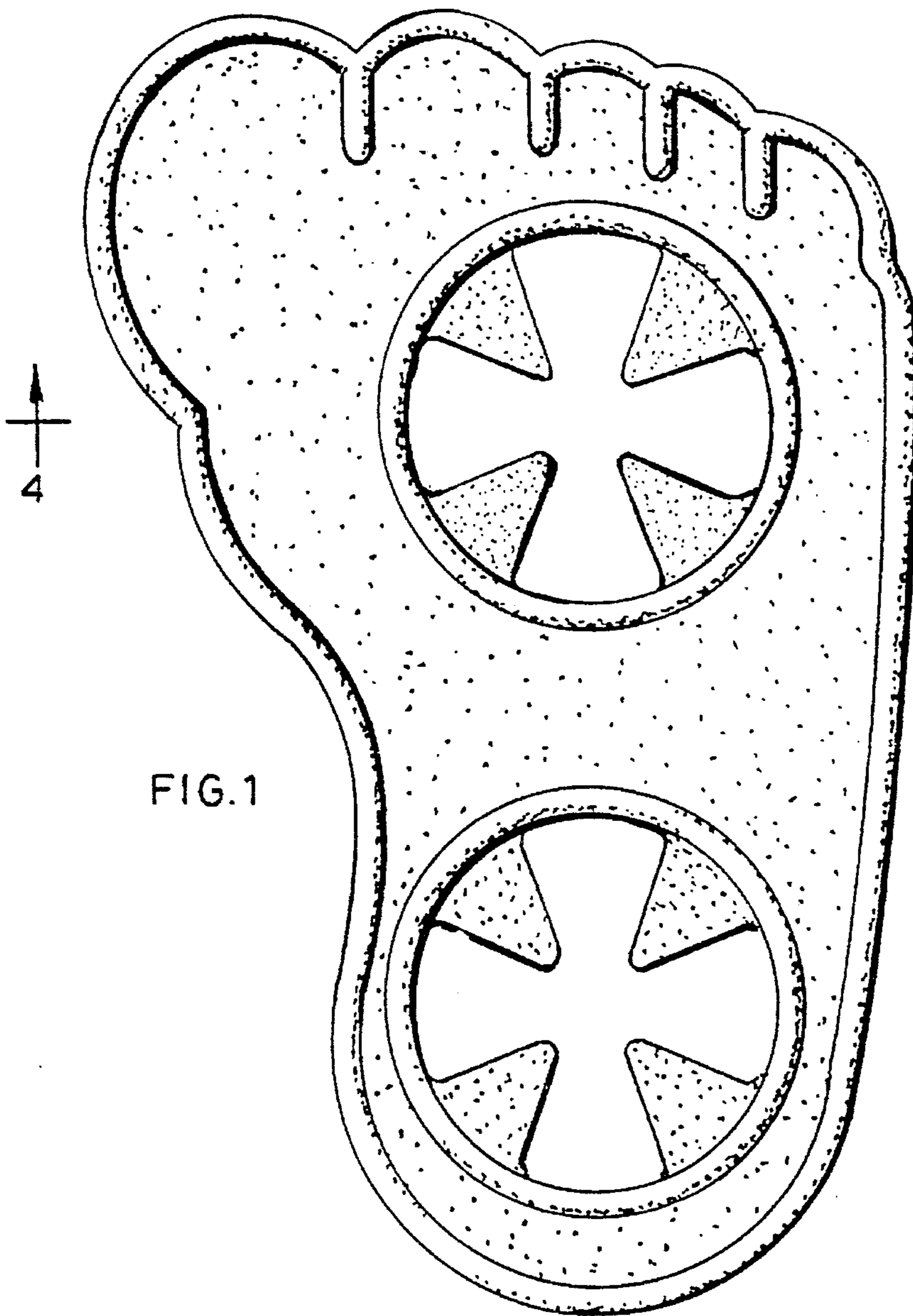


FIG. 1




FIG. 5



FIG. 6