



US00D371453S

United States Patent [19]

Deacon et al.

[11] Patent Number: **Des. 371,453**

[45] Date of Patent: ****Jul. 9, 1996**

[54] **WINTER GOLF SPIKE**

[76] Inventors: **Ernie L. Deacon**, 319 Meadowbrook Dr., Nampa, Id. 83686; **Faris W. McMullin**, 7614 E. Lemhi, #1, Boise, Id. 83709

[**] Term: **14 Years**

4,527,345	7/1985	Lopez	36/127
4,571,852	2/1986	Lamarche et al.	36/25 R
4,587,748	5/1986	Collins	36/127
4,689,901	9/1987	Ihlenburg	36/126
4,777,738	10/1988	Giese et al.	36/32 R
4,782,604	11/1988	Wen-Shown	36/127
4,837,949	6/1989	Dufour	36/127
4,885,851	12/1989	Peterson	36/127
5,291,129	11/1993	Deacon et al.	36/67 A X

[21] Appl. No.: **11,730**

[22] Filed: **Aug. 13, 1993**

Related U.S. Application Data

[63] Continuation-in-part of Ser. No. 872,819, Apr. 24, 1992, Pat. No. 5,259,129.

[52] **U.S. Cl.** **D2/962**

[58] **Field of Search** D2/962, 906; 36/114, 36/45, 133, 128, 124, 127, 129, 134, 67 A, 32 R, 67 D, 59 C, 59 B

FOREIGN PATENT DOCUMENTS

493748	8/1919	France	36/67 B
807754	1/1937	France	36/67 D
185659	6/1907	Germany	36/59 D
2529027	1/1977	Germany	36/67 D
467815	12/1951	Italy	36/67 A
6877	4/1895	United Kingdom	36/67 A
1378461	12/1974	United Kingdom .	
1434282	5/1976	United Kingdom .	
2223394A	4/1990	United Kingdom .	
9103960	4/1991	WIPO .	

Primary Examiner—Doris V. Coles
Attorney, Agent, or Firm—Frank J. Dykas

[56] References Cited

U.S. PATENT DOCUMENTS

39,575	8/1863	Hyatt et al.	36/67 B
D. 327,975	7/1992	Saito et al.	D2/962
485,459	11/1892	Crocker	36/59 C
962,719	6/1910	Pratt	36/59 B
1,876,195	9/1932	Youmans	36/127
2,491,596	12/1949	Zaleski et al.	36/67 D
3,487,563	1/1970	Austin	36/67 D
3,512,275	5/1970	Leavitt	36/67 D
3,559,310	2/1971	Kiela	36/7.3
3,583,082	6/1971	Jordan, Jr.	36/59
3,583,083	6/1971	Drew	36/62
3,672,077	6/1972	Coles	36/2.5 T
3,818,617	6/1974	Dassler et al.	36/32 R
4,141,158	2/1979	Benseler et al.	36/32 R
4,180,923	1/1980	Dassler	46/32 R
4,309,376	1/1982	Ueno et al.	264/241
4,330,950	5/1982	Reddien	36/127
4,392,312	7/1983	Crowley et al.	36/67 R

[57] CLAIM

The ornamental design for a winter golf spike, as shown and described.

DESCRIPTION

FIG. 1 is a perspective view of a winter golf spike, showing our new design, the broken line showing of a shoe is for illustrative purposes only and forms no part of claimed design;


FIG. 2 is a bottom perspective view thereof;

FIG. 3 is a bottom plan view thereof;

FIG. 4 is a side elevational view, the opposite side being a mirror image thereof; and,

FIG. 5 is a top plan view thereof.

1 Claim, 2 Drawing Sheets



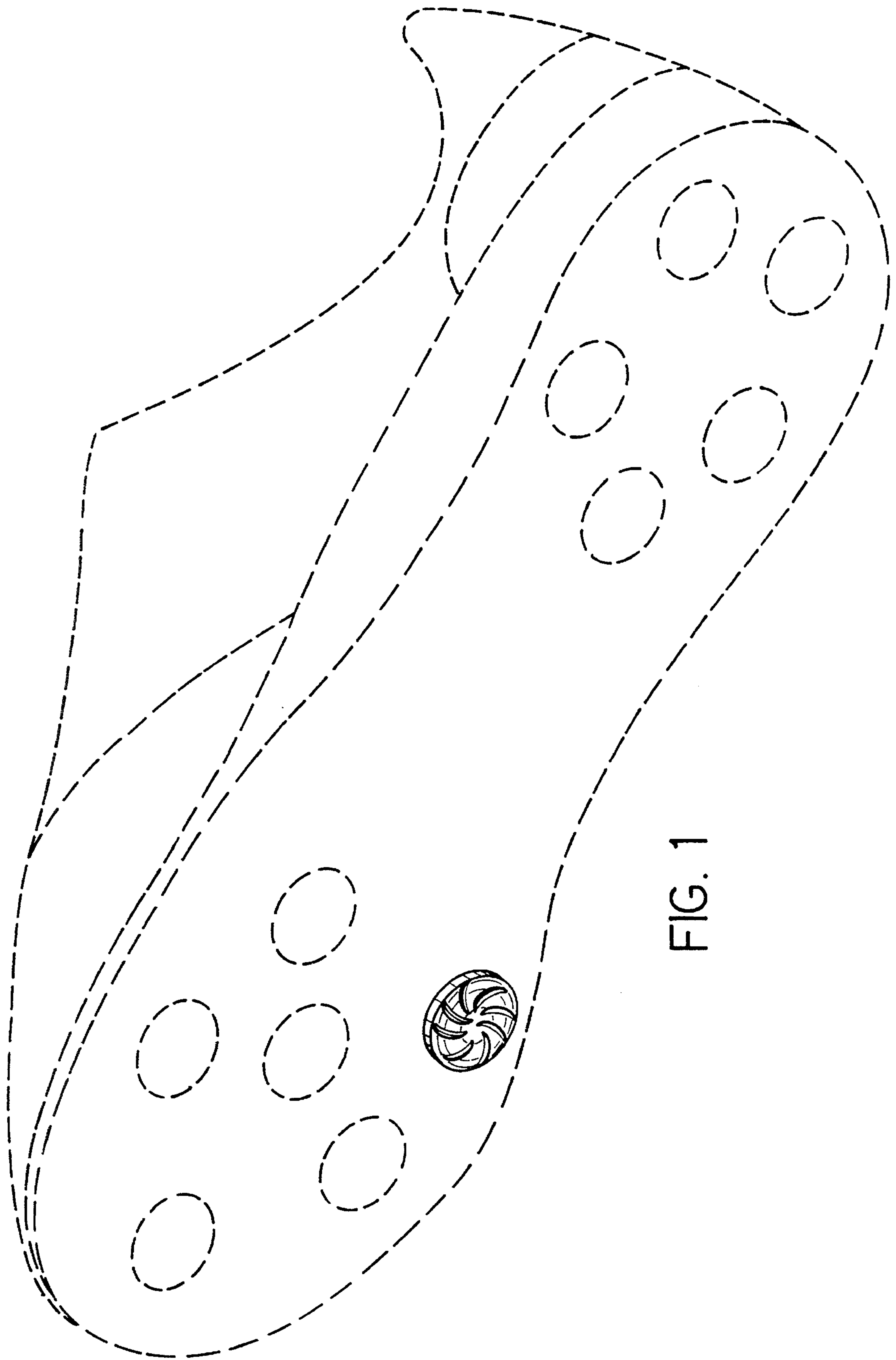


FIG. 1




FIG. 2




FIG. 3




FIG. 4

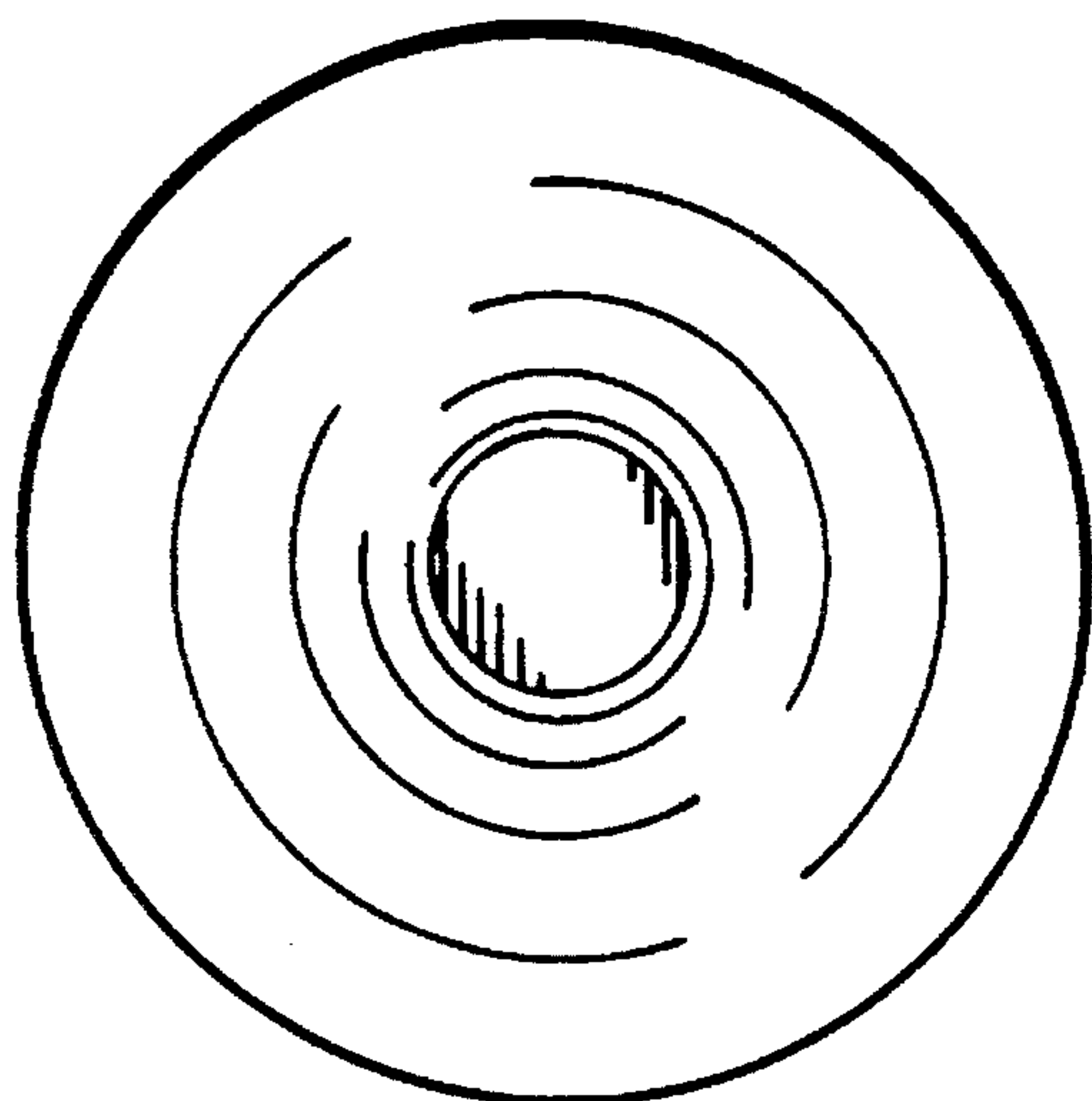


FIG. 5