



US00D371444S

United States Patent [19] Madjar

[11] **Patent Number:** **Des. 371,444**
[45] **Date of Patent:** ****Jul. 2, 1996**

[54] **LABORATORY TRAY**
[76] Inventor: **Leon B. Madjar**, Fuente del Castillo
36, Col. Tecamachalco, Naucalpan de
Juarez, Estado de México 53950,
Mexico
[**] Term: **14 Years**
[21] Appl. No.: **22,944**
[22] Filed: **May 16, 1994**
[52] U.S. Cl. **D24/227; D24/217**
[58] Field of Search D24/229, 230,
D24/224, 217; D7/350, 555; 422/102, 300,
297, 301; 206/363, 365, 366, 364

3,116,828 1/1964 Glassman D24/229 X
4,762,688 8/1988 Berry, Jr. 422/300 X
4,774,063 9/1988 Runnells 422/300 X
4,798,292 1/1989 Hauze D24/217 X
5,281,400 1/1994 Berry, Jr. 422/100 X

Primary Examiner—Louis S. Zarfes
Assistant Examiner—I. Simmons
Attorney, Agent, or Firm—Harrison & Egbert

[57] CLAIM

The ornamental design for a laboratory tray, as shown and described.

DESCRIPTION

FIG. 1 is a plan view of a laboratory tray showing my design;
FIG. 2 is a bottom view thereof;
FIG. 3 is a front top perspective view thereof, the reverse side being a mirror image thereof;
FIG. 4 is a left end view thereof; and,
FIG. 5 is a right end view thereof.

1 Claim, 2 Drawing Sheets

[56] References Cited

U.S. PATENT DOCUMENTS

D. 194,087 11/1962 Jenkins D24/229
D. 208,153 7/1967 Fish et al. D24/229
D. 209,393 11/1967 Engel D24/229
D. 212,514 10/1968 Wolke D24/229
D. 352,116 11/1994 Kienholz D24/227

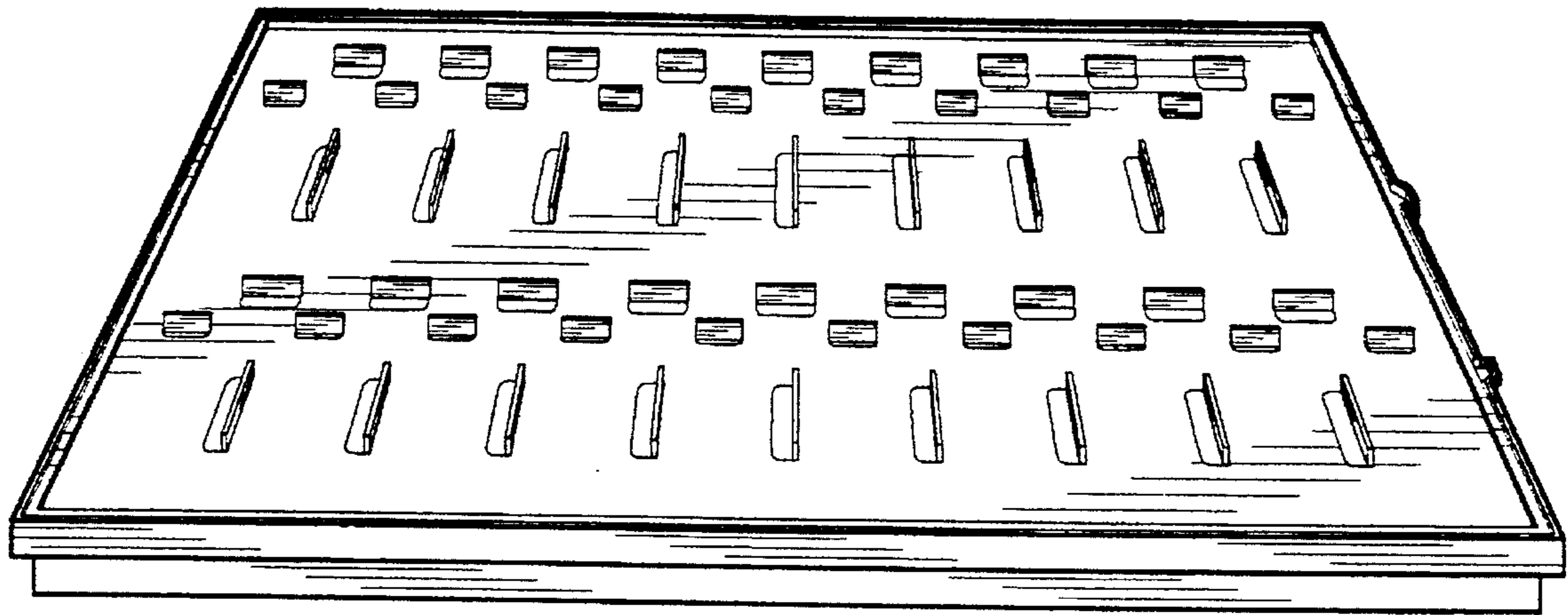


FIG. 1

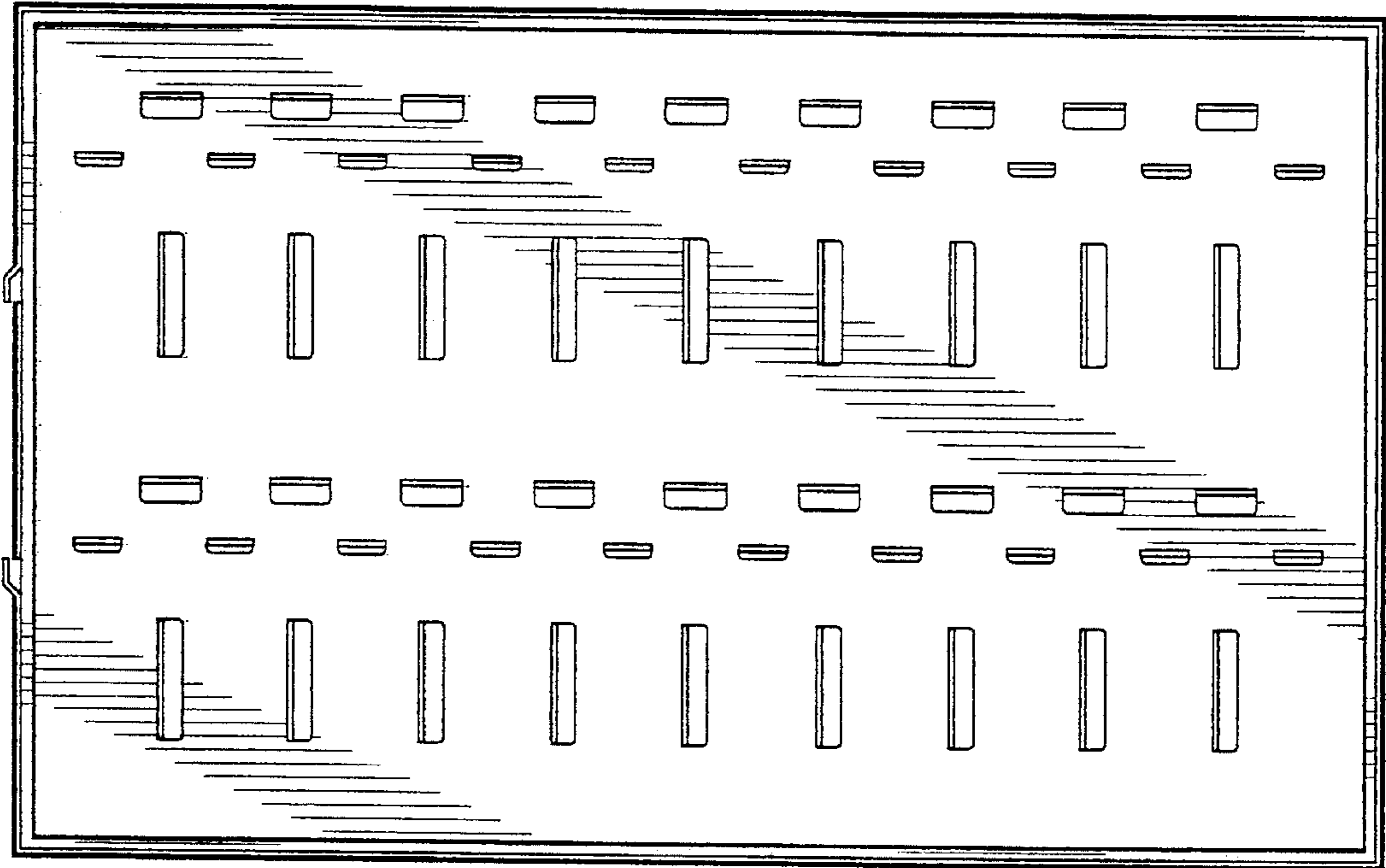


FIG. 2

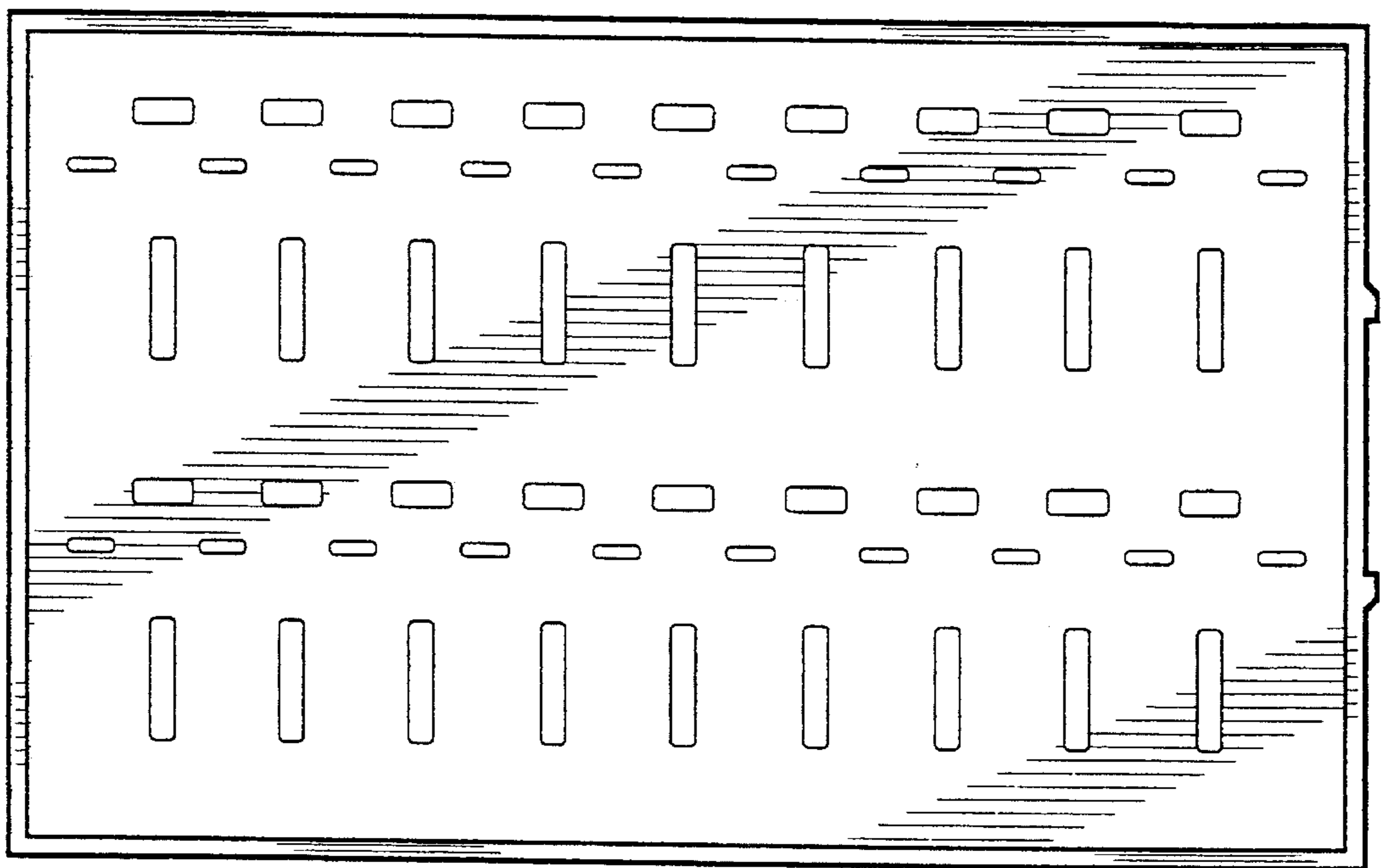


FIG. 3

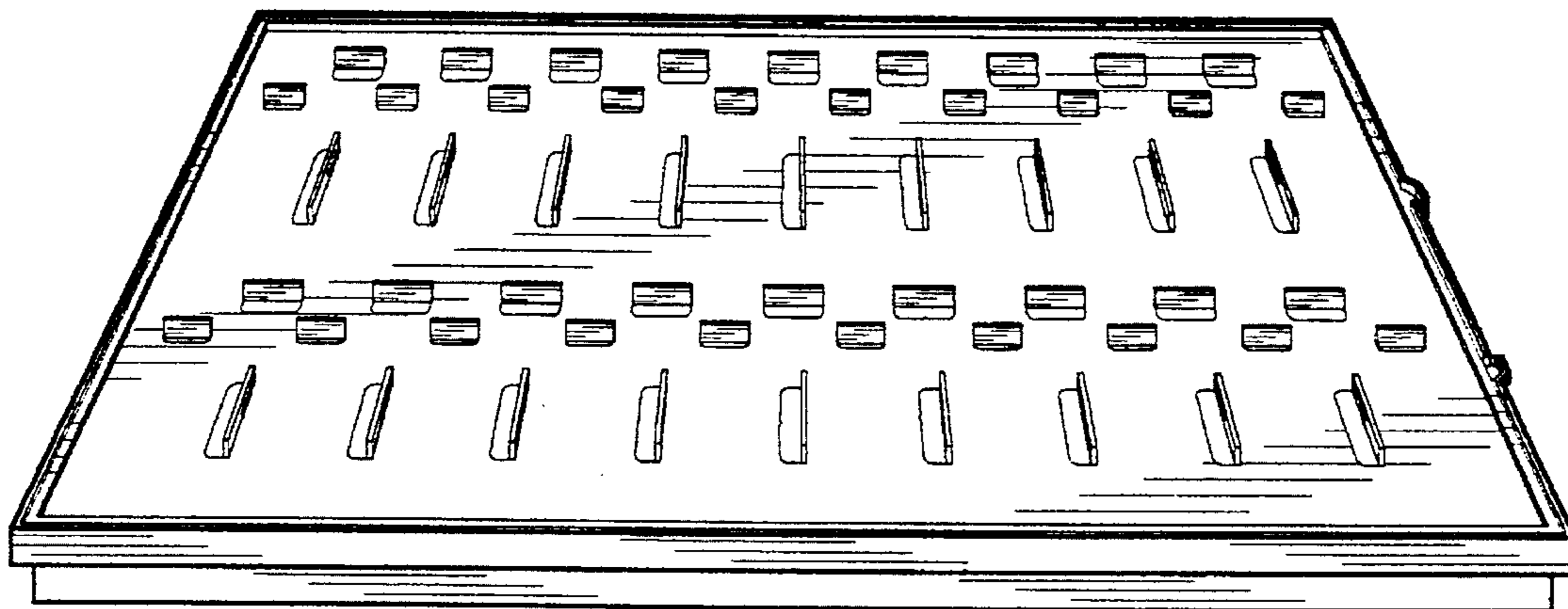


FIG. 4




FIG. 5

