



US00D371441S

# United States Patent [19]

Nakata et al.

[11] **Patent Number: Des. 371,441**

[45] **Date of Patent: \*\*Jul. 2, 1996**

[54] **TEETH CORRECTION TOY**

[75] Inventors: **Yoichi Nakata; Hiroyuki Uehara; Ryotaro Sato; Michiyo Kajinaga**, all of Kanda, Japan

[73] Assignee: **Pigeon Corporation**, Tokyo, Japan

[\*\*] Term: **14 Years**

[21] Appl. No.: **31,847**

[22] Filed: **Dec. 7, 1994**

[30] **Foreign Application Priority Data**

Jun. 8, 1994 [JP] Japan ..... 6-16795

[52] **U.S. Cl.** ..... **D24/194**

[58] **Field of Search** ..... D24/194, 193, D24/195; 606/234, 235, 236; D21/65

[56] **References Cited**

**U.S. PATENT DOCUMENTS**

D. 170,051 7/1953 Colm ..... D24/194  
D. 171,950 4/1954 Moore ..... D24/194

D. 280,429 9/1985 Thomson et al. .... D21/65  
D. 290,655 6/1987 Thomson et al. .... D24/195  
D. 330,051 10/1992 Revell ..... D21/65

**FOREIGN PATENT DOCUMENTS**

0687161 2/1953 United Kingdom ..... 606/235

*Primary Examiner*—Stella Reid  
*Attorney, Agent, or Firm*—Armstrong, Westerman, Hattori, McLeland & Naughton

[57] **CLAIM**

The ornamental design for a teeth correction toy, as shown and described.

**DESCRIPTION**

FIG. 1 is a top plan view of my new design of teeth correction toy;  
FIG. 2 is a front view thereof;  
FIG. 3 is a bottom plan view thereof;  
FIG. 4 is a right side view thereof, the left side view thereof being a mirror image of the right side view; and,  
FIG. 5 is a rear view thereof.

**1 Claim, 2 Drawing Sheets**

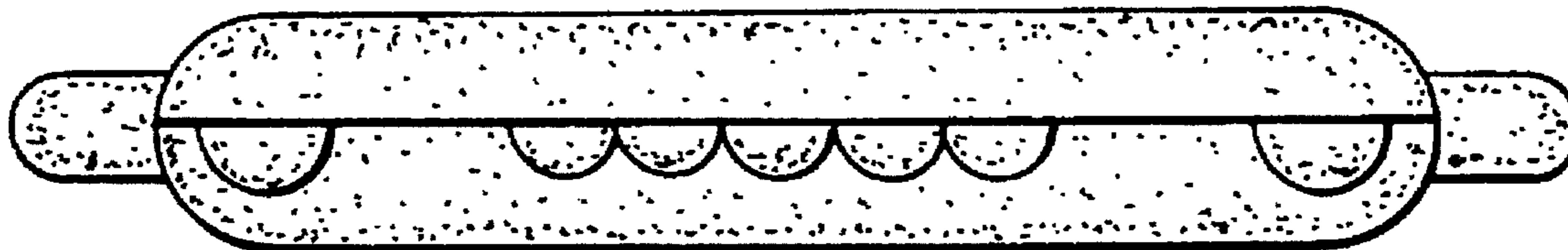


FIG. 1

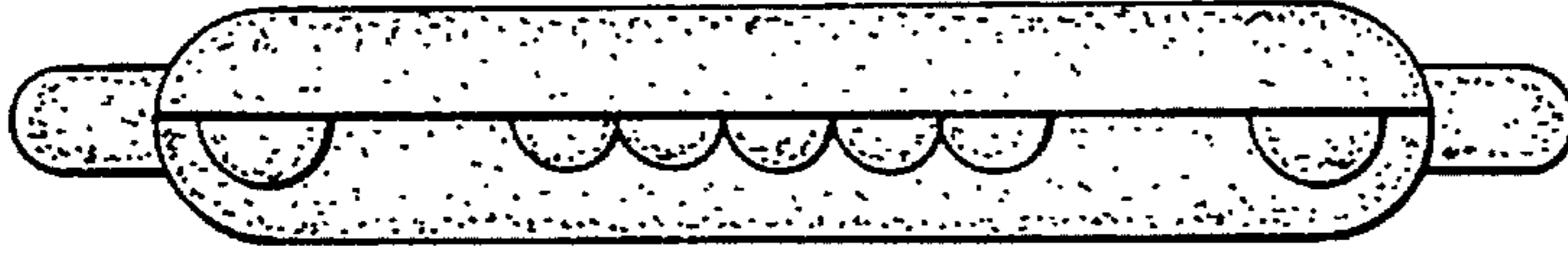


FIG. 2

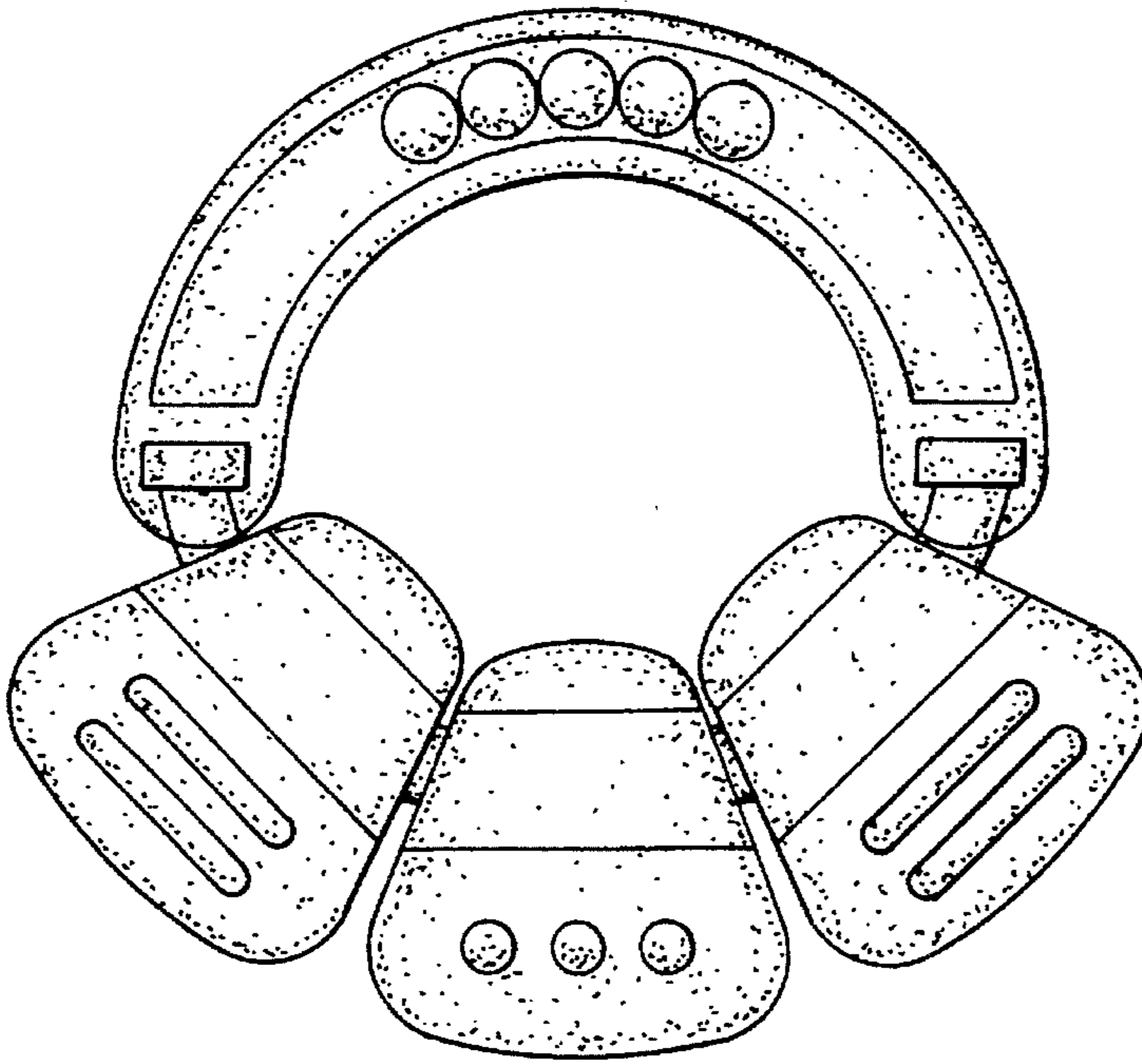


FIG. 4

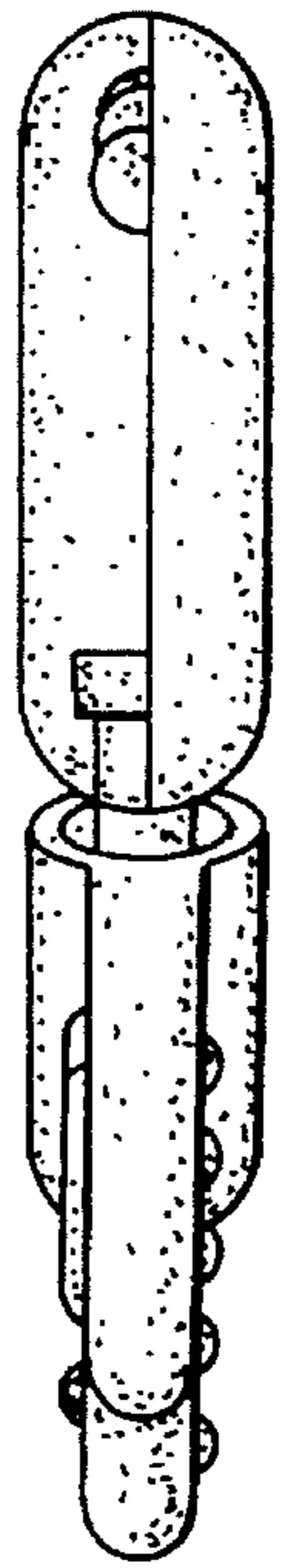


FIG. 3



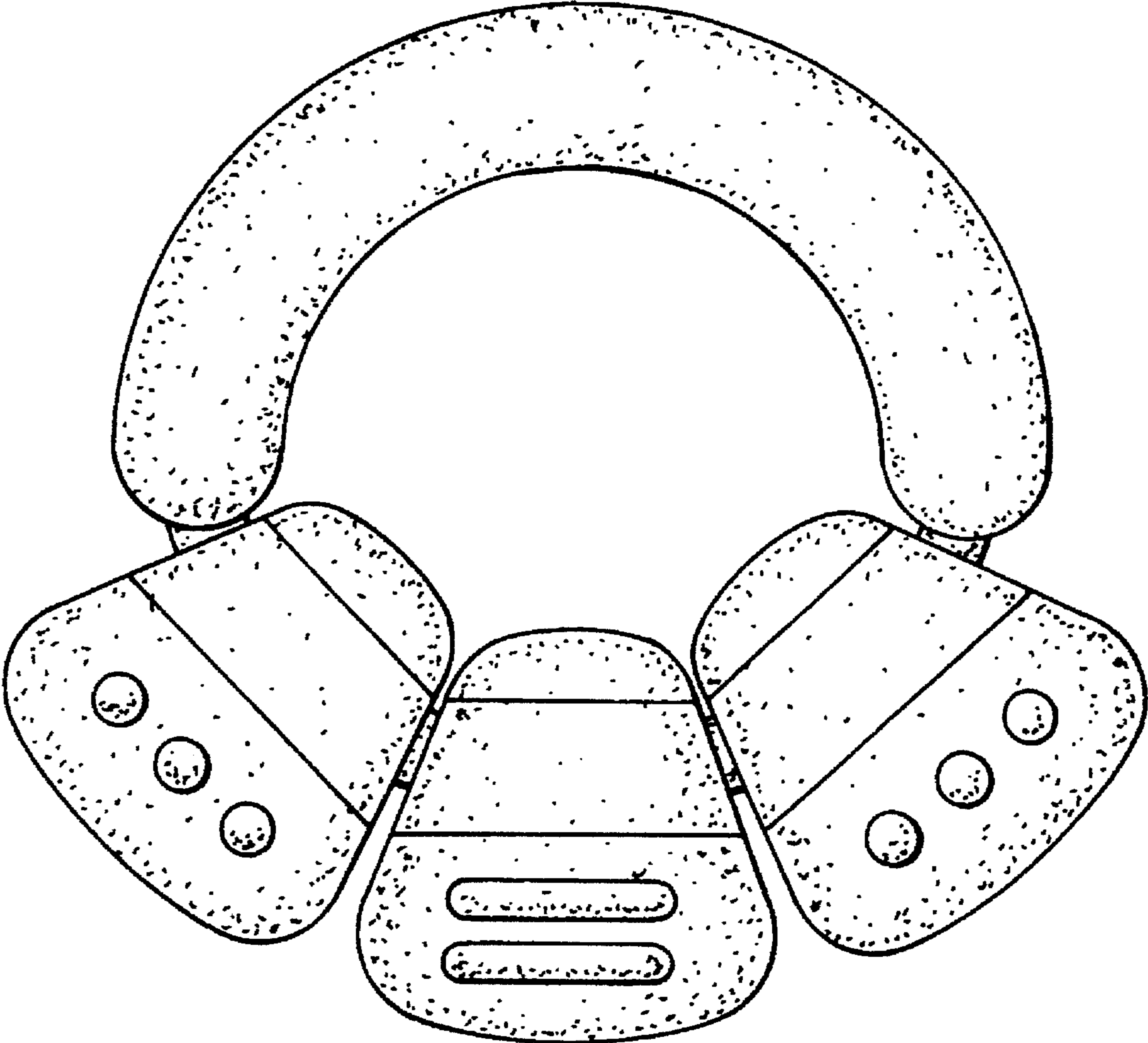


FIG. 5