



US00D371436S

United States Patent [19]

Jaspers-Fayer et al.

[11] Patent Number: **Des. 371,436**

[45] Date of Patent: ****Jul. 2, 1996**

[54] **BLADE MEDALLION FOR A CEILING FAN**

[75] Inventors: **Jan Jaspers-Fayer**, Idyllwild; **Scott Searle**, Malibu, both of Calif.

[73] Assignee: **Minka Lighting, Inc.**, Corona, Calif.

[**] Term: **14 Years**

[21] Appl. No.: **17,336**

[22] Filed: **Jan. 11, 1994**

Related U.S. Application Data

[62] Division of Ser. No. 10,231, Jun. 29, 1993.

[52] U.S. Cl. **D23/411**; D23/377

[58] Field of Search D23/377, 379, D23/385, 411; 416/5; D11/44, 45, 67, 68, 76, 85, 115

[56] References Cited

U.S. PATENT DOCUMENTS

- D. 271,134 10/1983 Yung D23/411
- D. 297,456 8/1988 Pearce D23/385
- 1,935,314 11/1933 Finch et al. 416/5

OTHER PUBLICATIONS

Key Wester Collection Adv. Brochure, back cover Blade Medallion (A), bottom right side of page.

Hong Kong Enterprise vol. 6, 1982, p. 7, Blade Medallion (B), bottom right side of page.

Primary Examiner—Lisa P. Lichtenstein

Attorney, Agent, or Firm—Robert D. Katz

[57] CLAIM

An ornamental design for a blade medallion for a ceiling fan, as shown and described.

DESCRIPTION

FIG. 1 is a top view of an ornamental design for a blade medallion for a ceiling fan;


FIG. 2 is an end view of the blade medallion of FIG. 1;

FIG. 3 is an end view of the other end of the blade medallion of FIG. 1;

FIG. 4 is a side view of the blade medallion of FIG. 1; and,

FIG. 5 is a side view of the other side of the blade medallion of FIG. 1.

1 Claim, 2 Drawing Sheets



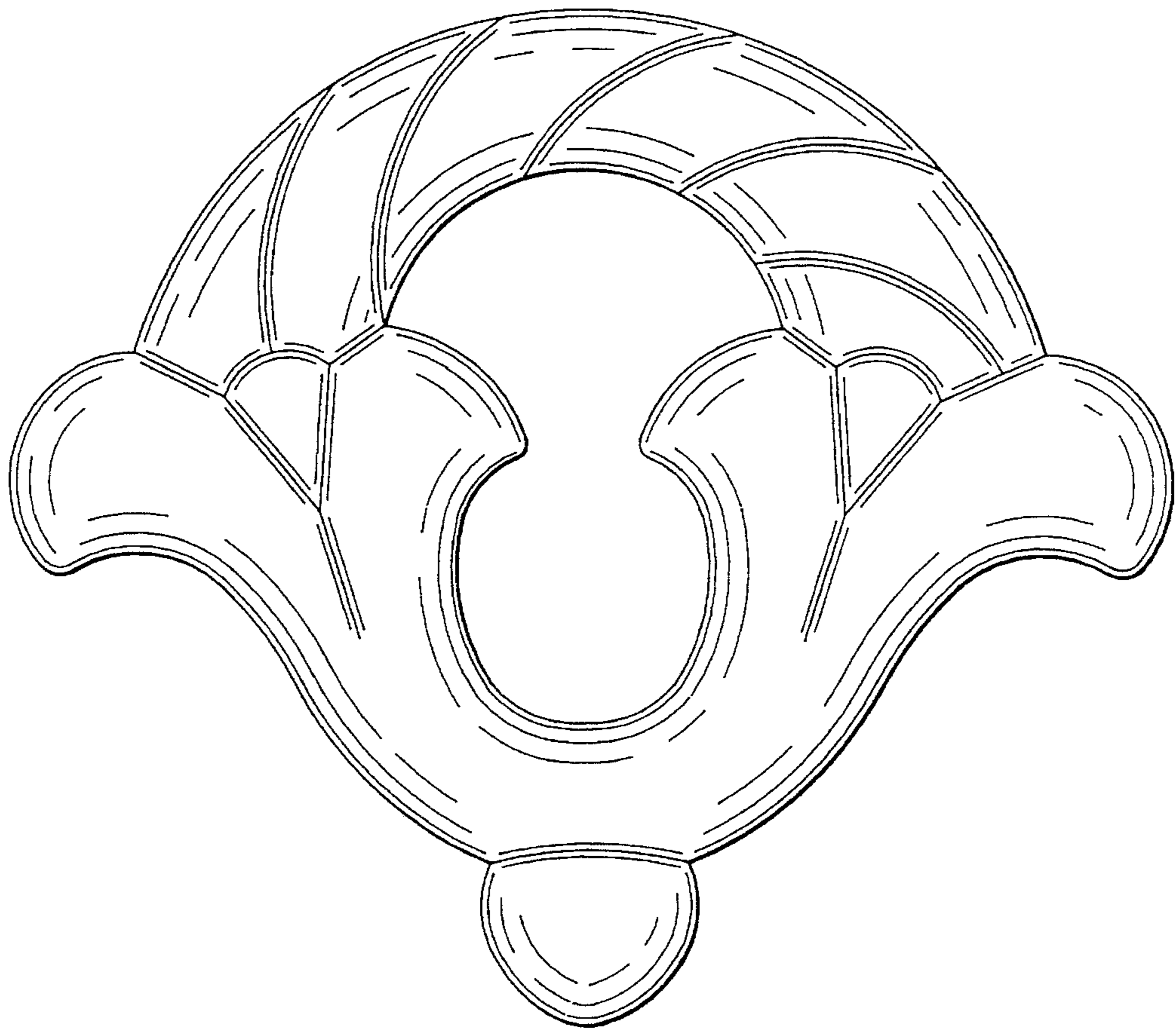


FIG. 1

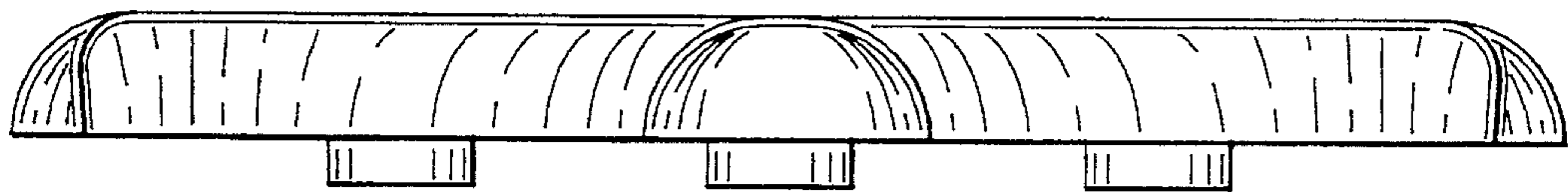


FIG. 2

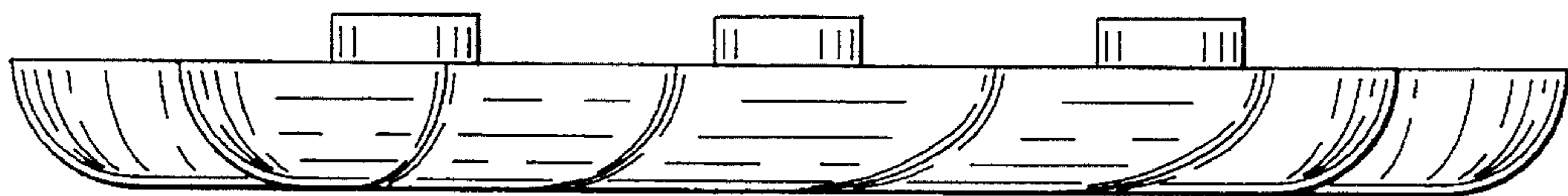


FIG. 3

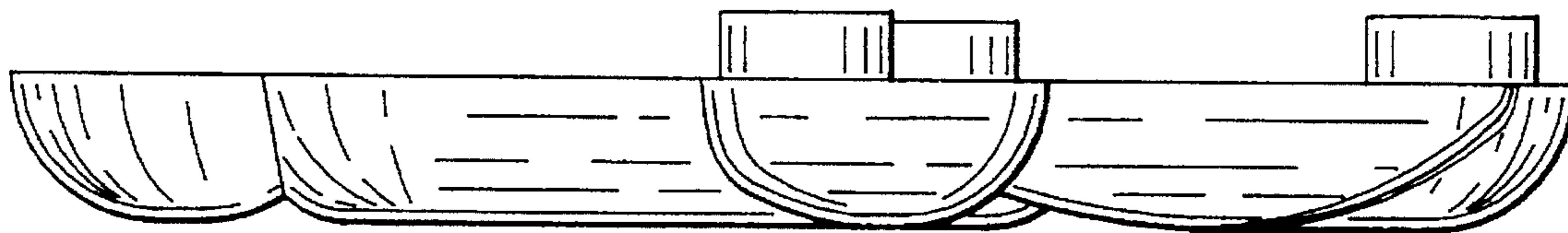


FIG. 4




FIG. 5