



US00D371432S

United States Patent [19] Lobermeier

[11] **Patent Number: Des. 371,432**
[45] **Date of Patent: **Jul. 2, 1996**

[54] **COVER PLATE FOR CONCEALED VALVE
OF A SANITARY FIXTURE**

[75] Inventor: **Hans Lobermeier**, Menden, Germany

[73] Assignee: **Friedrich Grohe Aktiengesellschaft**,
Hemer, Germany

[**] Term: **14 Years**

[21] Appl. No.: **36,588**

[22] Filed: **Mar. 23, 1995**

[30] Foreign Application Priority Data

Oct. 31, 1994 [DE] Germany M9408476.9

[52] **U.S. Cl.** **D23/303; D8/353**

[58] **Field of Search** **D23/303, 304,
D23/233-269; D8/352, 353, 397, 398; 4/675-678**

[56] References Cited

U.S. PATENT DOCUMENTS

D. 223,799	6/1972	Holm et al.	D23/250
D. 297,508	9/1988	Yandek et al.	D8/353
D. 304,442	11/1989	Fenne	D8/353
D. 308,464	6/1990	Freeman et al.	D8/353

D. 311,678	10/1990	Graef et al.	D8/353
D. 325,424	4/1992	Dannenberg	D23/238
D. 331,009	11/1992	Gottwald	D23/254
D. 336,947	6/1993	Gottwald	D23/250
D. 353,877	12/1994	Rogers	D23/255

Primary Examiner—Louis S. Zarfes
Assistant Examiner—Gregory Andoll
Attorney, Agent, or Firm—Herbert Dubno

[57] CLAIM

The ornamental design for a cover plate for concealed valve of a sanitary fixture, as shown.

DESCRIPTION

FIG. 1 is a top, front, left-side perspective view of a cover plate for concealed valve of a sanitary fixture showing my new design;

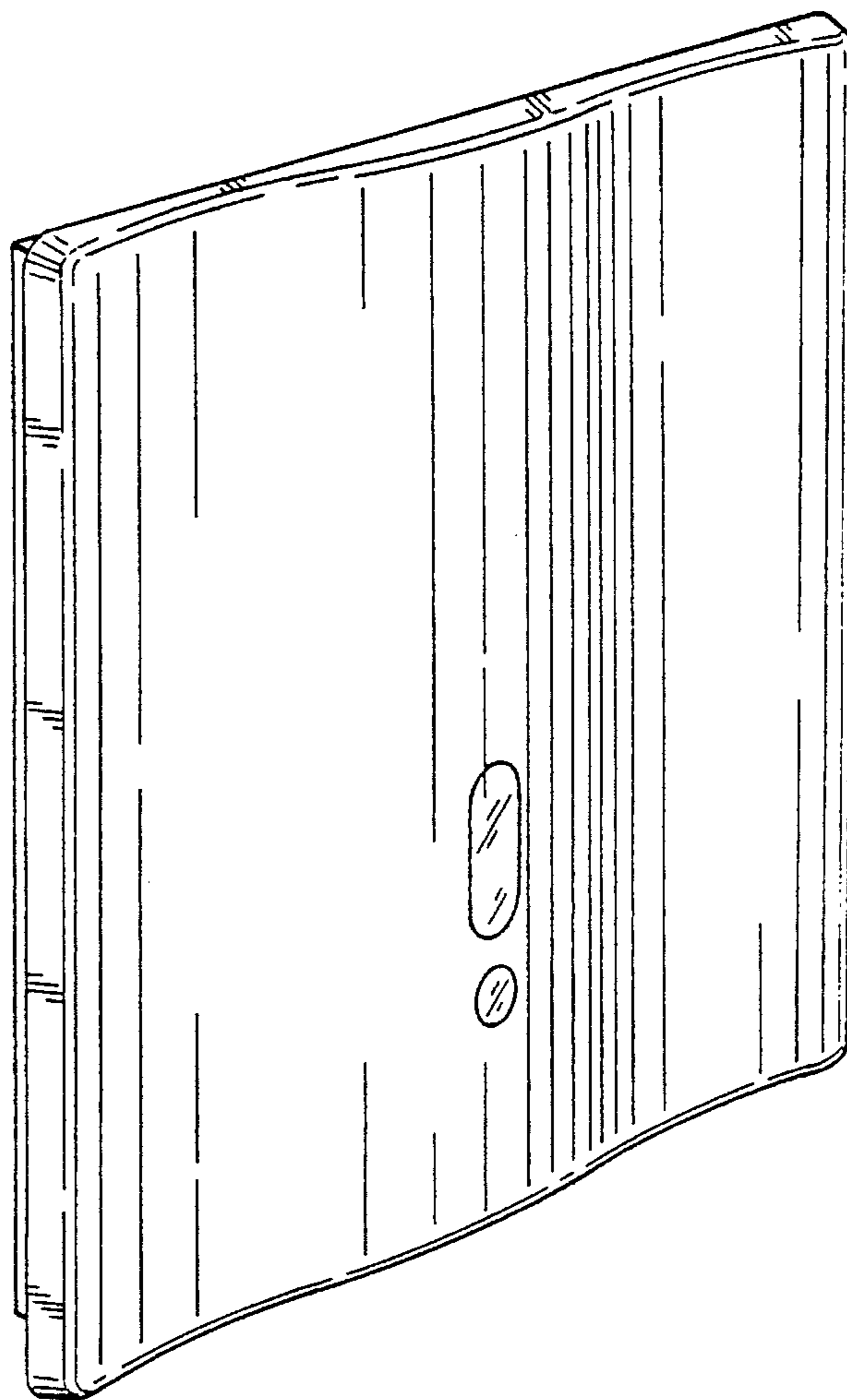
FIG. 2 is a front view thereof;

FIG. 3 is a top view thereof, the bottom view being identical thereto;

FIG. 4 is a rear view thereof; and,

FIG. 5 is a left side elevational thereof, the right side view being mirror symmetrical thereto.

1 Claim, 3 Drawing Sheets



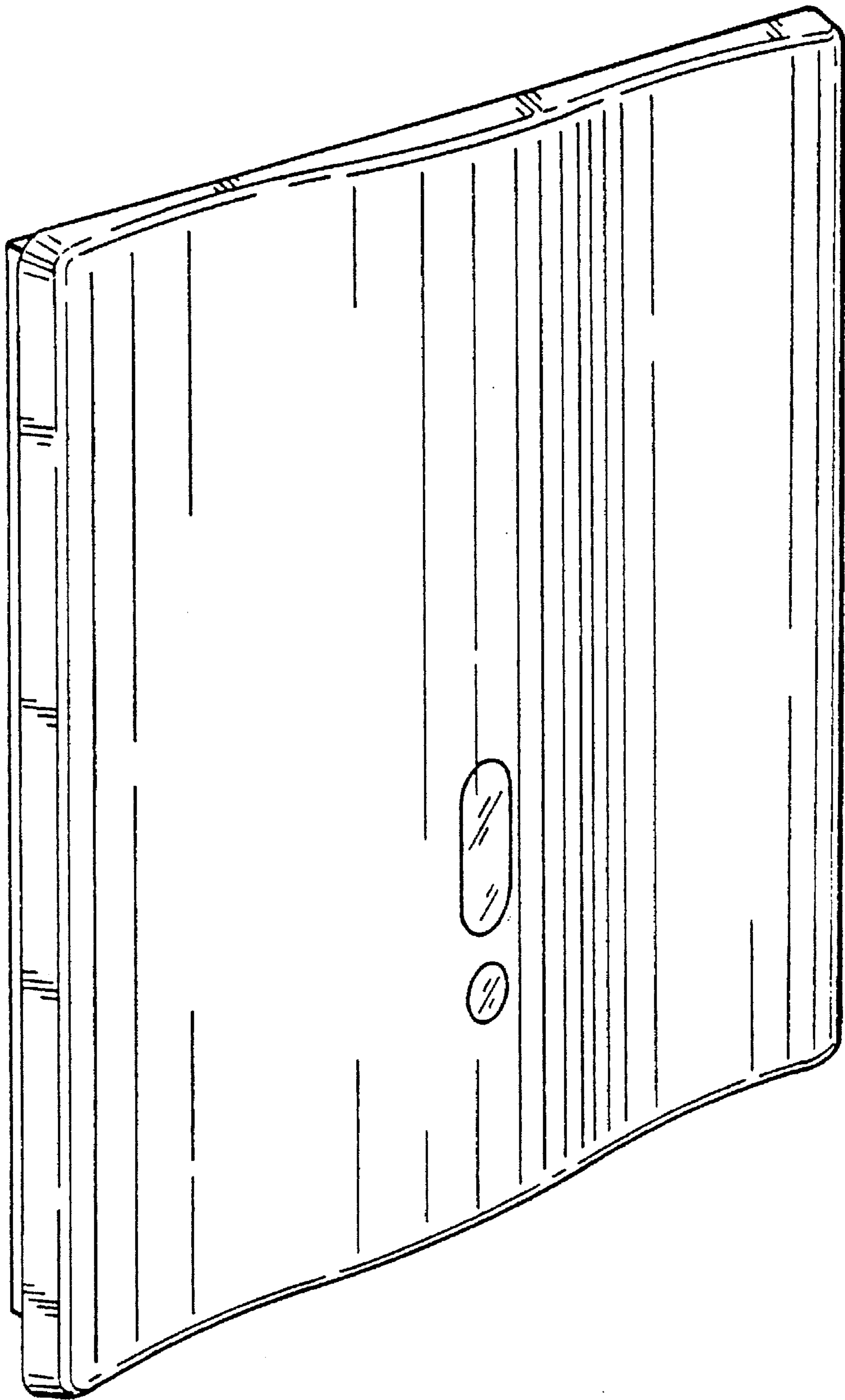


FIG. 1

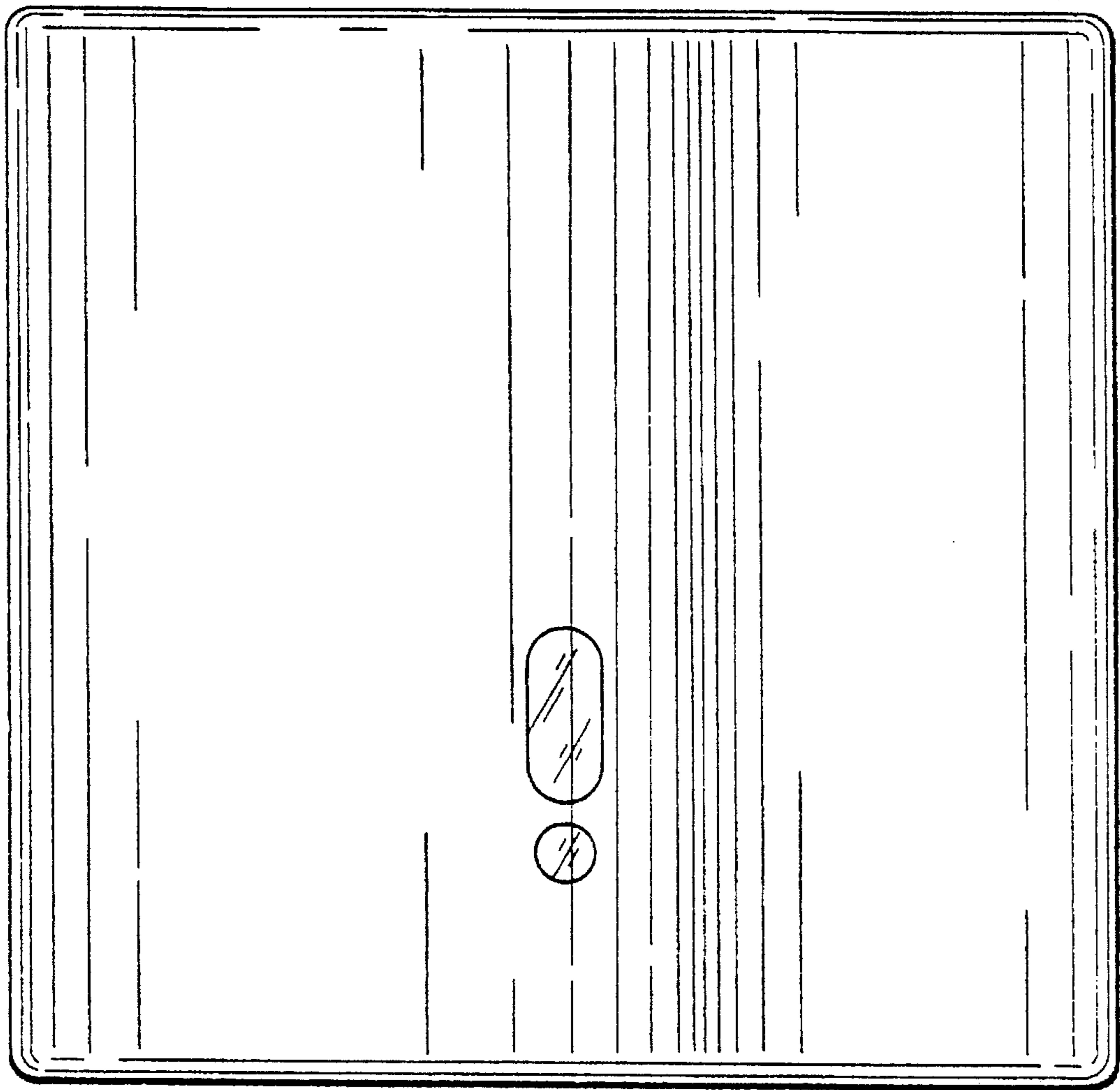


FIG. 2




FIG. 3

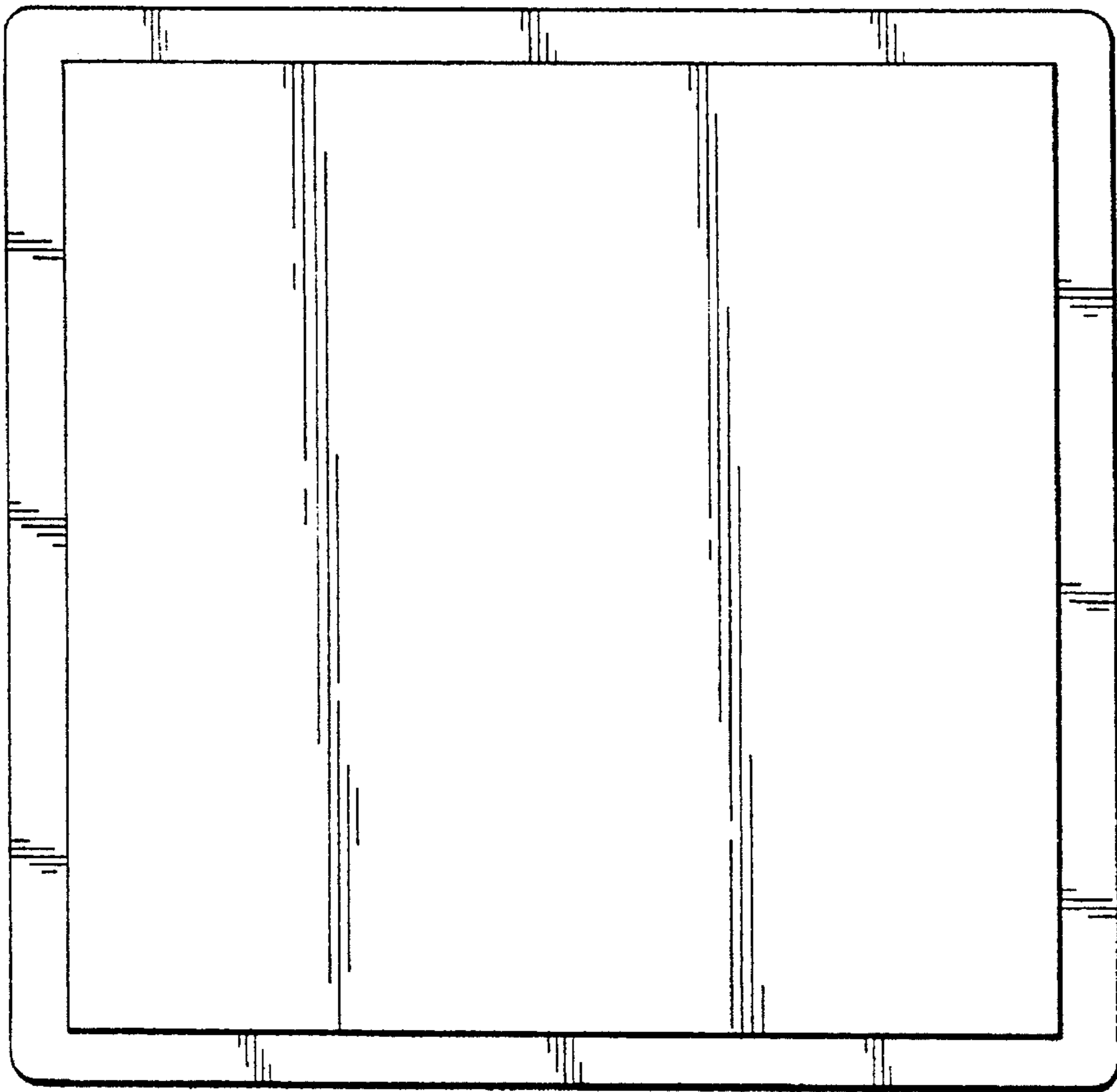


FIG. 4

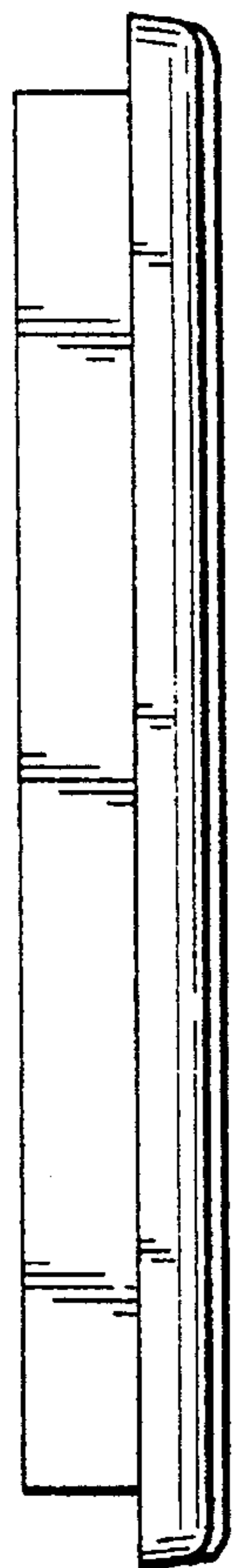


FIG. 5