



US00D371417S

United States Patent [19] Franks

[11] Patent Number: **Des. 371,417**

[45] Date of Patent: ****Jul. 2, 1996**

[54] **PERSONAL DEFENSE SPRAYER**

[76] Inventor: **H. Trent Franks**, 7726 N. 30th Dr.,
Phoenix, Ariz. 85051

[**] Term: **14 Years**

[21] Appl. No.: **34,654**

[22] Filed: **Feb. 9, 1995**

[52] U.S. Cl. **D22/117**

[58] Field of Search D22/117, 120;
D3/215; D10/106, 104, 116; D14/191; 455/128;
239/1, 154, 211; 273/84 R, 84 ES; 222/175,
402.11, 78, 3; 340/574, 546, 689

4,773,562 9/1988 Gueret 222/135
5,088,624 2/1992 Hacketto et al. 222/78
5,169,029 12/1992 Behar et al. 222/1
5,287,995 2/1994 Redman et al. 222/175
5,310,086 5/1994 Julinot 222/175
5,318,492 6/1994 Quinn D22/117 X
5,429,301 7/1995 Franks 239/1

Primary Examiner—Doris V. Coles
Attorney, Agent, or Firm—Charles E. Cates

[57] CLAIM

The ornamental design for personal defense sprayer, as shown and described.

DESCRIPTION

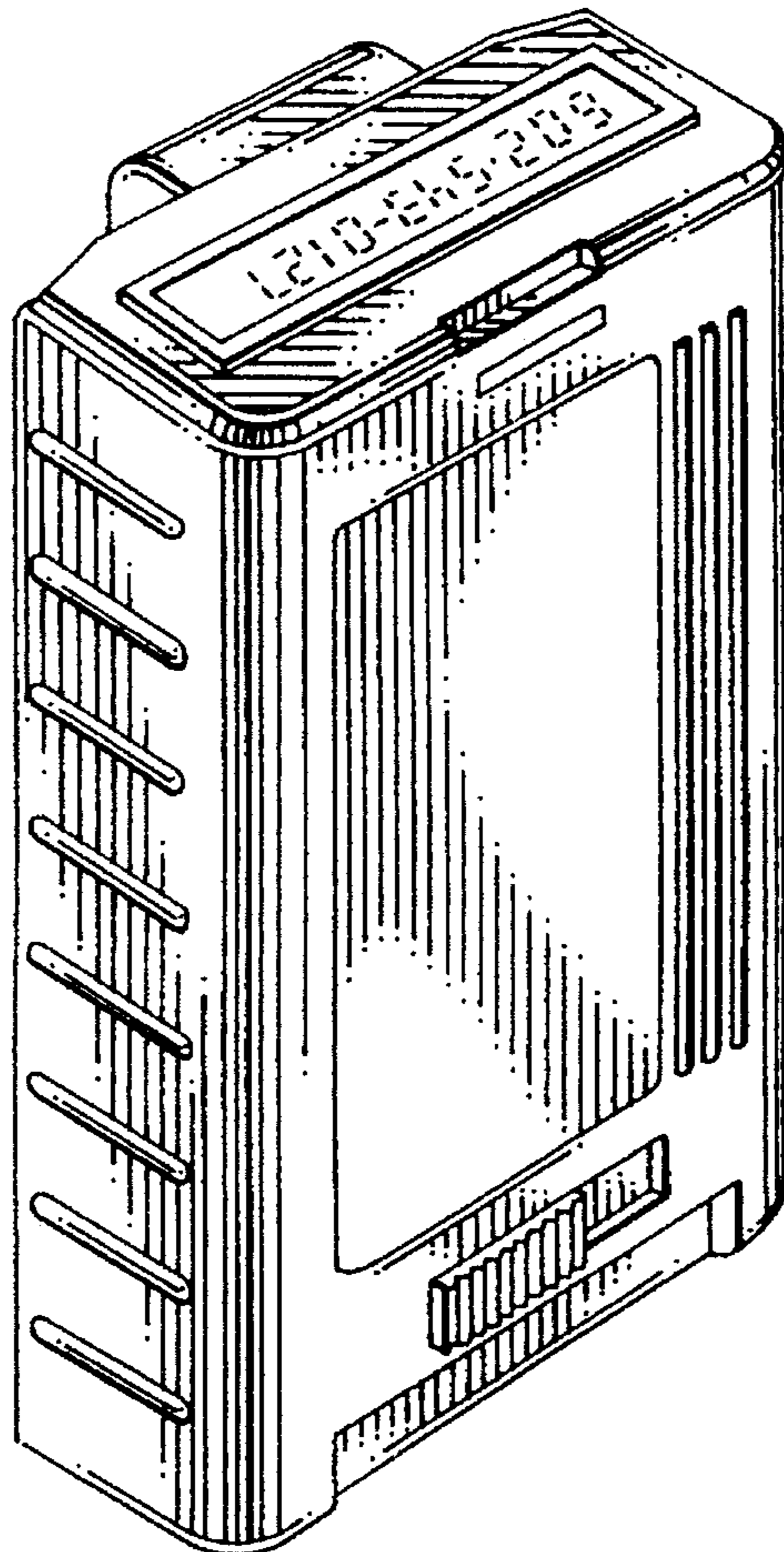
FIG. 1 is perspective view of a personal defense sprayer, showing my new design;
FIG. 2 is a left side elevational view thereof;
FIG. 3 is a top plan view thereof;
FIG. 4 is a bottom plan view thereof;
FIG. 5 is a front elevational view thereof; and,
FIG. 6 is a rear elevational view thereof.
The broken line showing of environment in FIGS. 1 and 3 is for illustrative purposes only and forms no part of the claimed design.

[56] **References Cited**

U.S. PATENT DOCUMENTS

D. 248,759	8/1978	Eckmann et al.	D14/68
D. 288,468	2/1987	Rüttinger	D22/117
D. 303,137	8/1989	Brown	D10/106 X
D. 303,667	9/1989	Scheid et al.	D14/191
D. 314,382	2/1991	Scheid et al.	D14/191
D. 325,911	5/1992	Scheid et al.	D14/191
D. 348,463	7/1994	Scheid et al.	D14/191
D. 352,286	11/1994	Scheid et al.	D14/191
4,633,232	12/1986	Nelson et al.	340/542
4,719,454	1/1988	Hopkins et al.	340/574

1 Claim, 1 Drawing Sheet



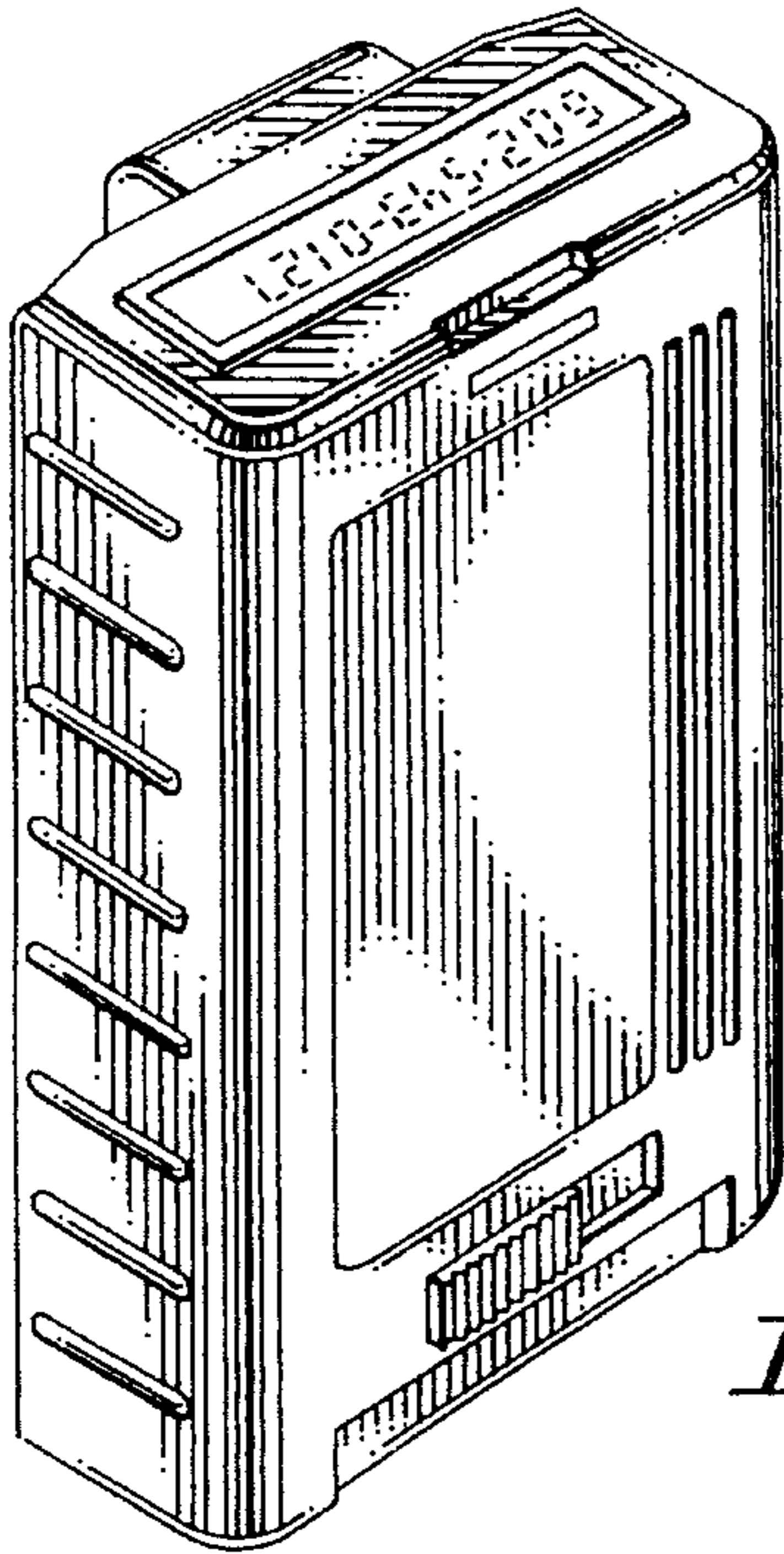


FIG. 1

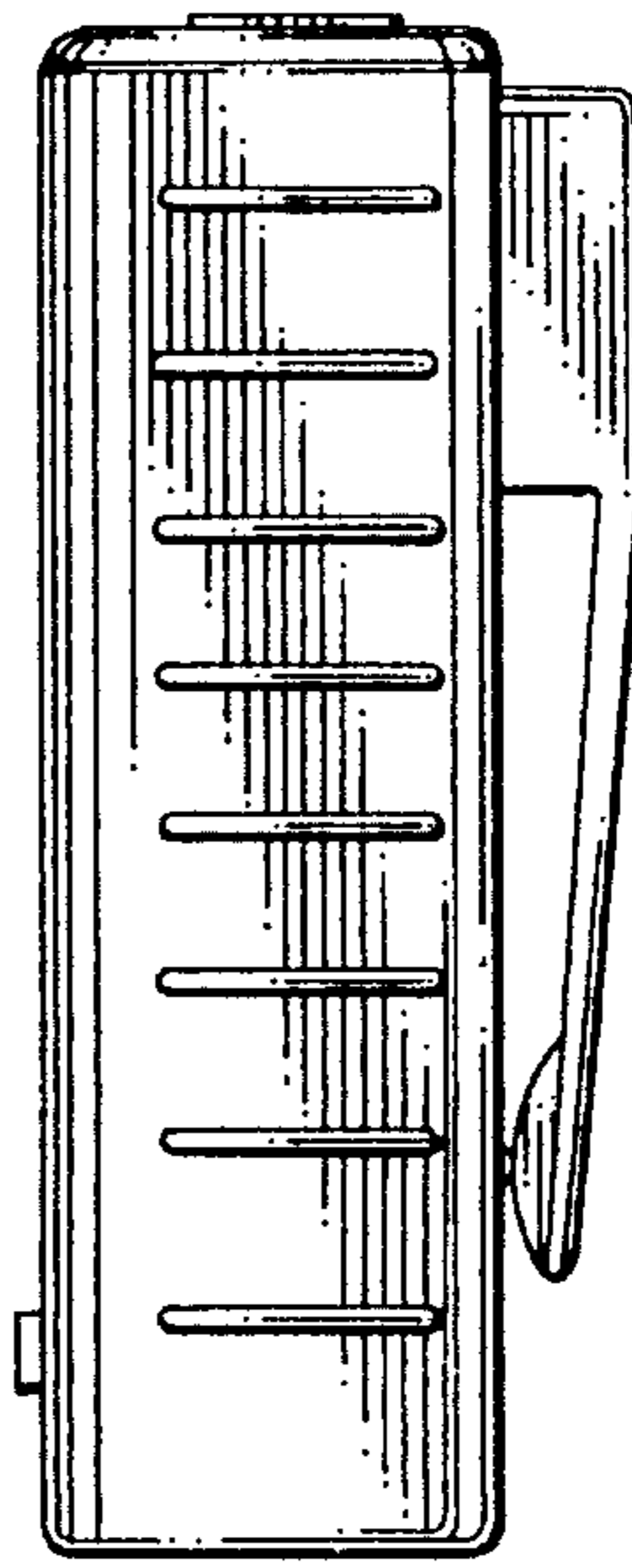


FIG. 2

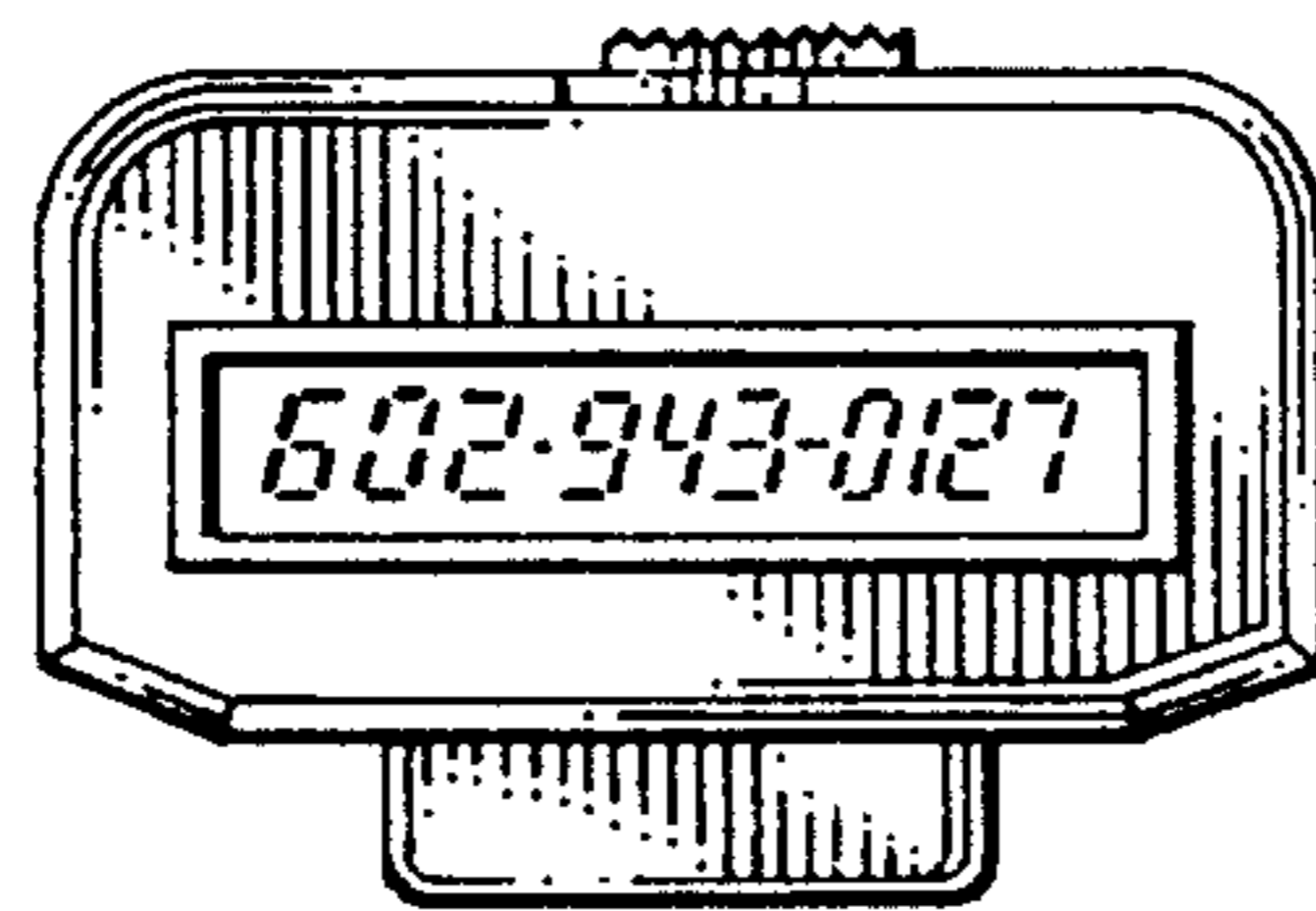


FIG. 3

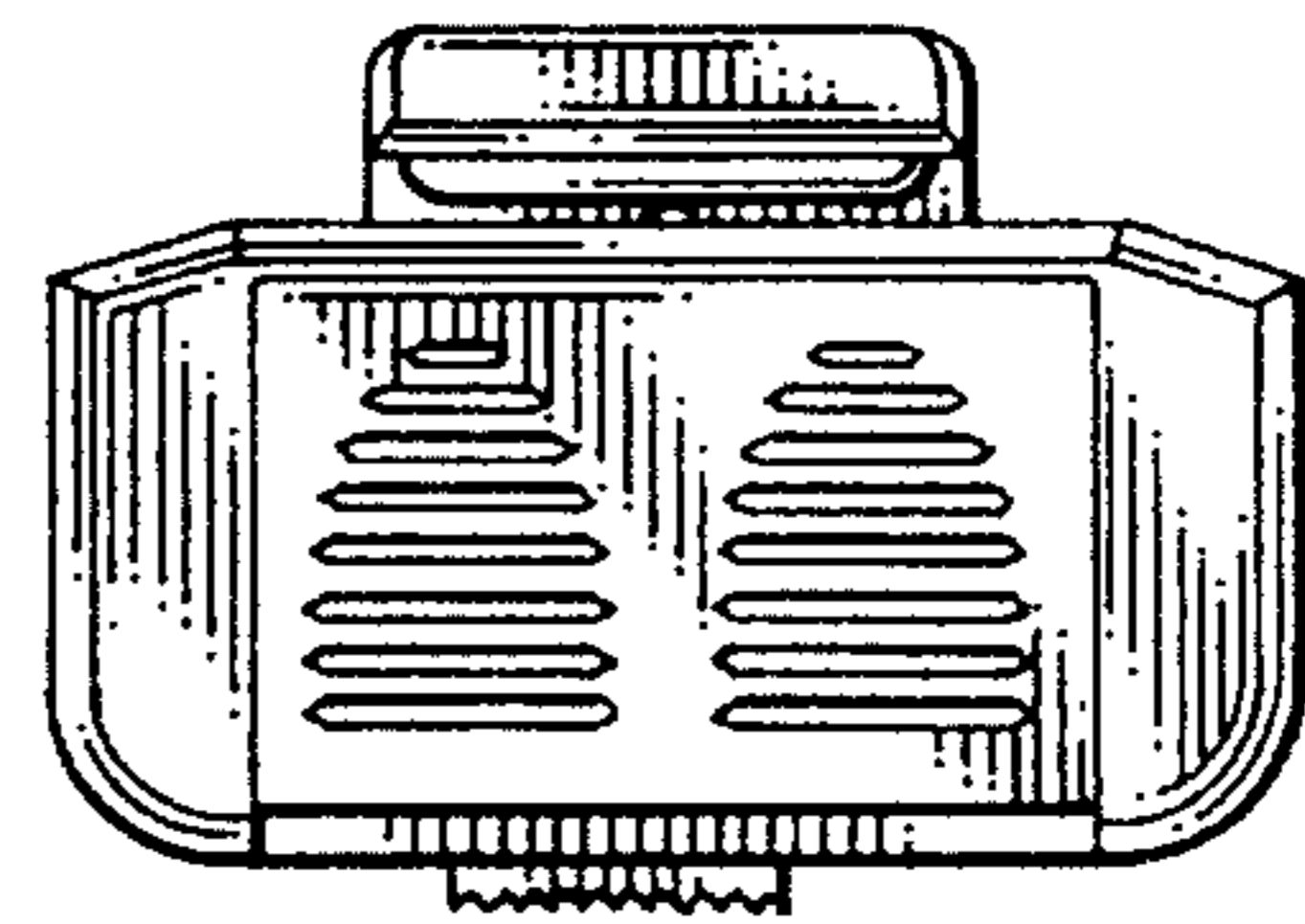


FIG. 4




FIG. 5




FIG. 6