



US00D371413S

United States Patent [19]

Crausby et al.

[11] Patent Number: **Des. 371,413**

[45] Date of Patent: ****Jul. 2, 1996**

[54] **GOLF BALL CLEANER**

3,497,676 2/1970 Gravatt 206/315.9 X
3,777,933 12/1973 Joliot 206/315.9 X

[76] Inventors: **Howard F. Crausby; Lori R. Thomas,**
both of 921 W. 17th St., Davenport,
Iowa 52804

FOREIGN PATENT DOCUMENTS

573899 4/1959 Canada 224/919

[**] Term: **14 Years**

Primary Examiner—A. Hugo Word
Assistant Examiner—Cynthia E. Ramirez
Attorney, Agent, or Firm—James A. Hudak

[21] Appl. No.: **40,482**

[22] Filed: **Jun. 20, 1995**

[57] CLAIM

[52] U.S. Cl. **D21/234; D32/35**

The ornamental design for a golf ball cleaner, as shown and described.

[58] Field of Search D32/35; D9/454,
D9/428, 431, 503; D7/605, 608, 602, 703,
620; 224/919, 918, 163; 206/315.9, 315.1;
273/162 A, 32 D; D21/234

DESCRIPTION

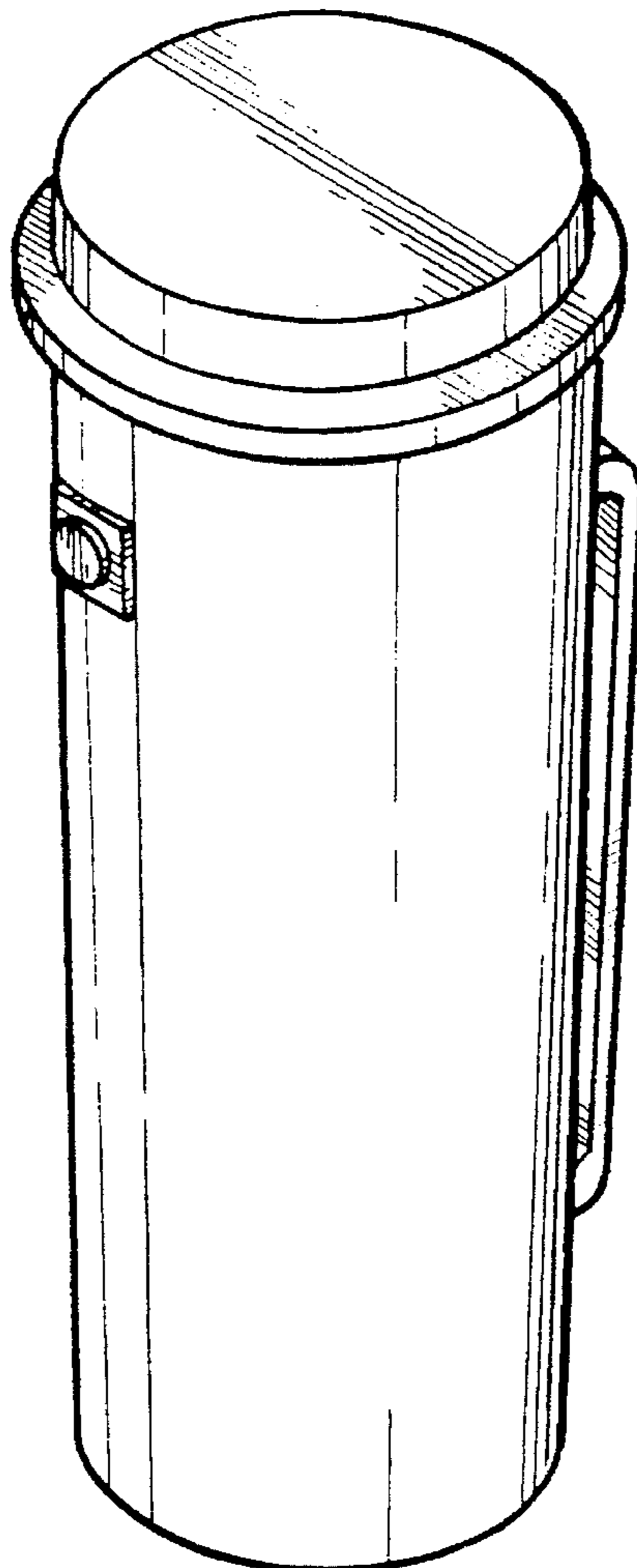
[56] References Cited

U.S. PATENT DOCUMENTS

D. 233,361 10/1974 Norden D21/234
D. 353,297 12/1994 Sokolski et al. D7/608 X
D. 357,392 4/1995 Kinepel et al. D15/150 X
1,610,344 12/1926 Williams 224/919 X
1,778,225 10/1930 Morss 206/315.9
2,768,775 10/1956 Houser 224/919 X
3,246,789 4/1966 Holley D7/624 X

FIG. 1 is a perspective view of the golf ball cleaner showing our new design;
FIG. 2 is a left side elevational view thereof;
FIG. 3 is a right side elevational view thereof;
FIG. 4 is a front elevational view thereof, the rear elevational view being a mirror image of the view shown in this Figure;
FIG. 5 is a top plan view thereof; and,
FIG. 6 is a bottom plan view thereof.

1 Claim, 3 Drawing Sheets



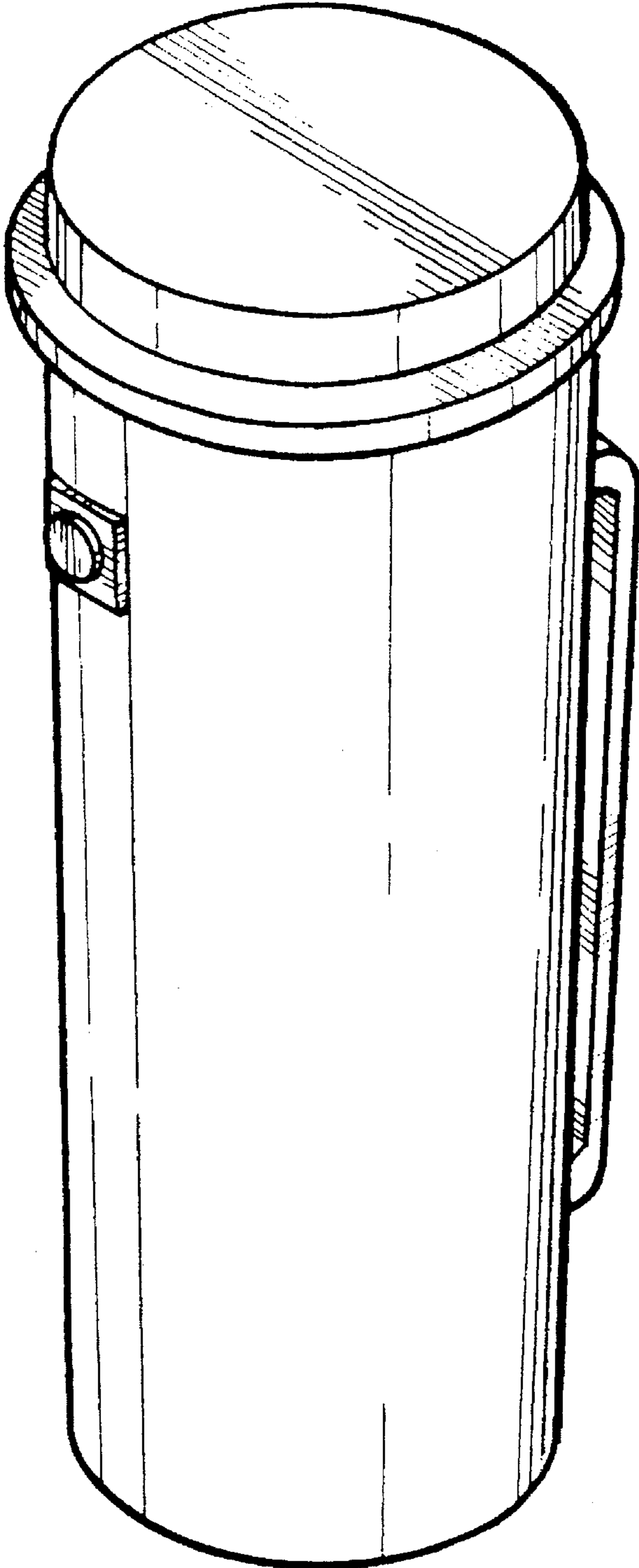


FIG. 1




FIG. 2




FIG. 3




FIG. 4

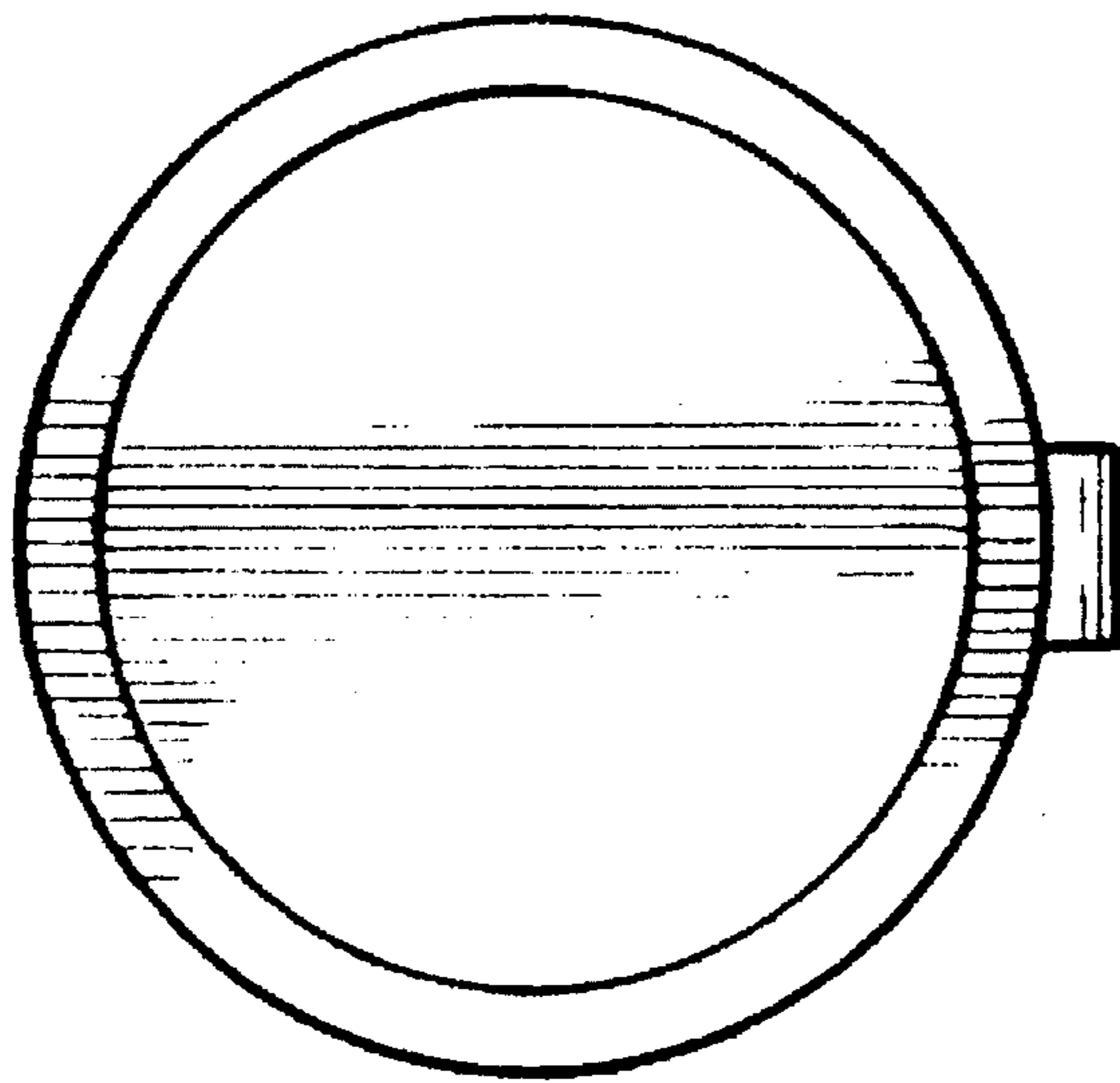


FIG. 5

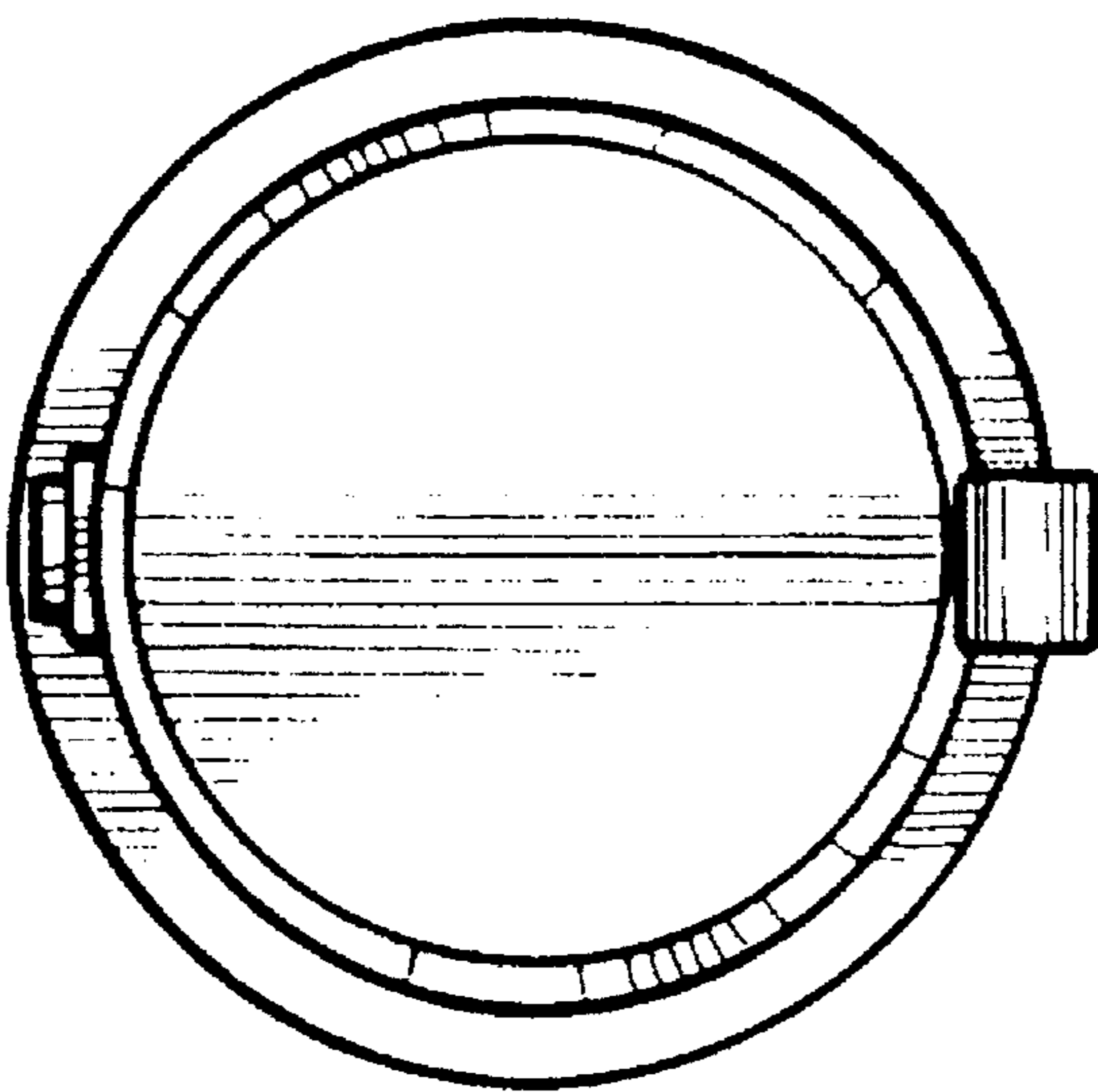


FIG. 6