



US00D371391S

United States Patent [19]
Meyer

[11] **Patent Number: Des. 371,391**
[45] **Date of Patent: **Jul. 2, 1996**

[54] **NOTE PAD HOLDER**

[76] Inventor: **Eric H. Meyer**, Box 92, Freelon,
Ontario, Canada, LOR 1K0

[**] Term: **14 Years**

[21] Appl. No.: **43,825**

[22] Filed: **Sep. 13, 1995**

[52] U.S. Cl. **D19/90; D19/78**

[58] Field of Search **D6/553; D19/65,**
D19/75, 77, 78, 81, 83, 86, 90, 91, 99,
100; 206/214, 215, 39.6-39.8; 434/85;
211/10, 11, 50, 55

[56] **References Cited**

U.S. PATENT DOCUMENTS

- D. 134,527 12/1942 Giliberti D19/90 X
- D. 156,538 12/1949 Kingmon D19/78
- D. 179,909 3/1957 Levin D19/90 X

- D. 183,594 9/1958 Boker D19/90 X
- D. 315,173 3/1991 Sawatsky et al. D19/78
- D. 324,883 3/1992 Demirjian D19/90
- 901,019 10/1908 Maxon 206/39.6
- 1,331,682 2/1920 Smith 211/55

Primary Examiner—Martie Thompson
Attorney, Agent, or Firm—Rogers & Scott

[57] **CLAIM**

The ornamental design for a note pad holder, as shown and described.

DESCRIPTION

FIG. 1 is a front perspective view of the note pad holder, a note pad being shown in dotted outline for illustrative purposes only and forming no part of the claimed design; FIG. 2 is a rear view of the note pad holder; FIG. 3 is a plan view thereof; and, FIG. 4 is a bottom view thereof.

1 Claim, 2 Drawing Sheets

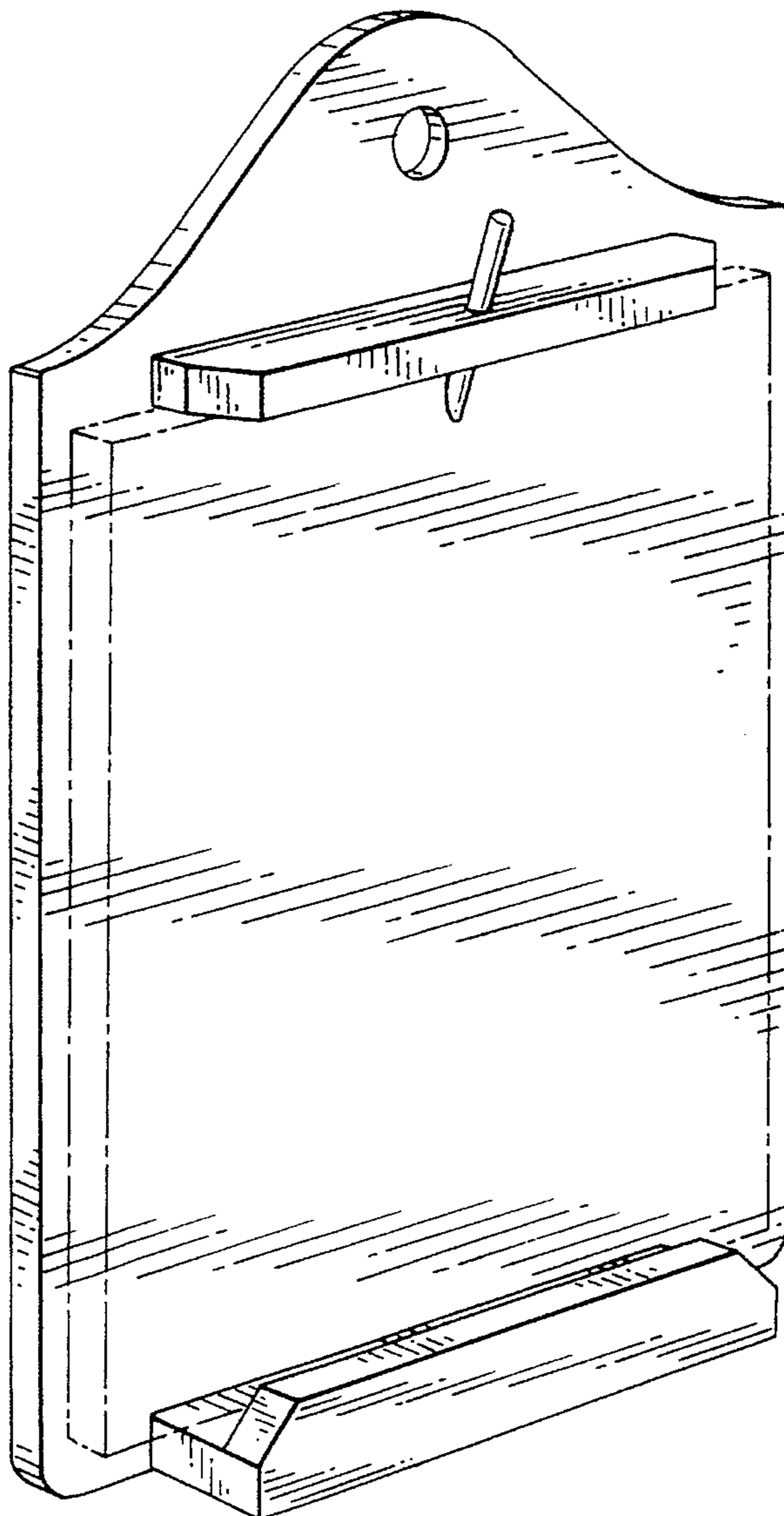


FIG. 1

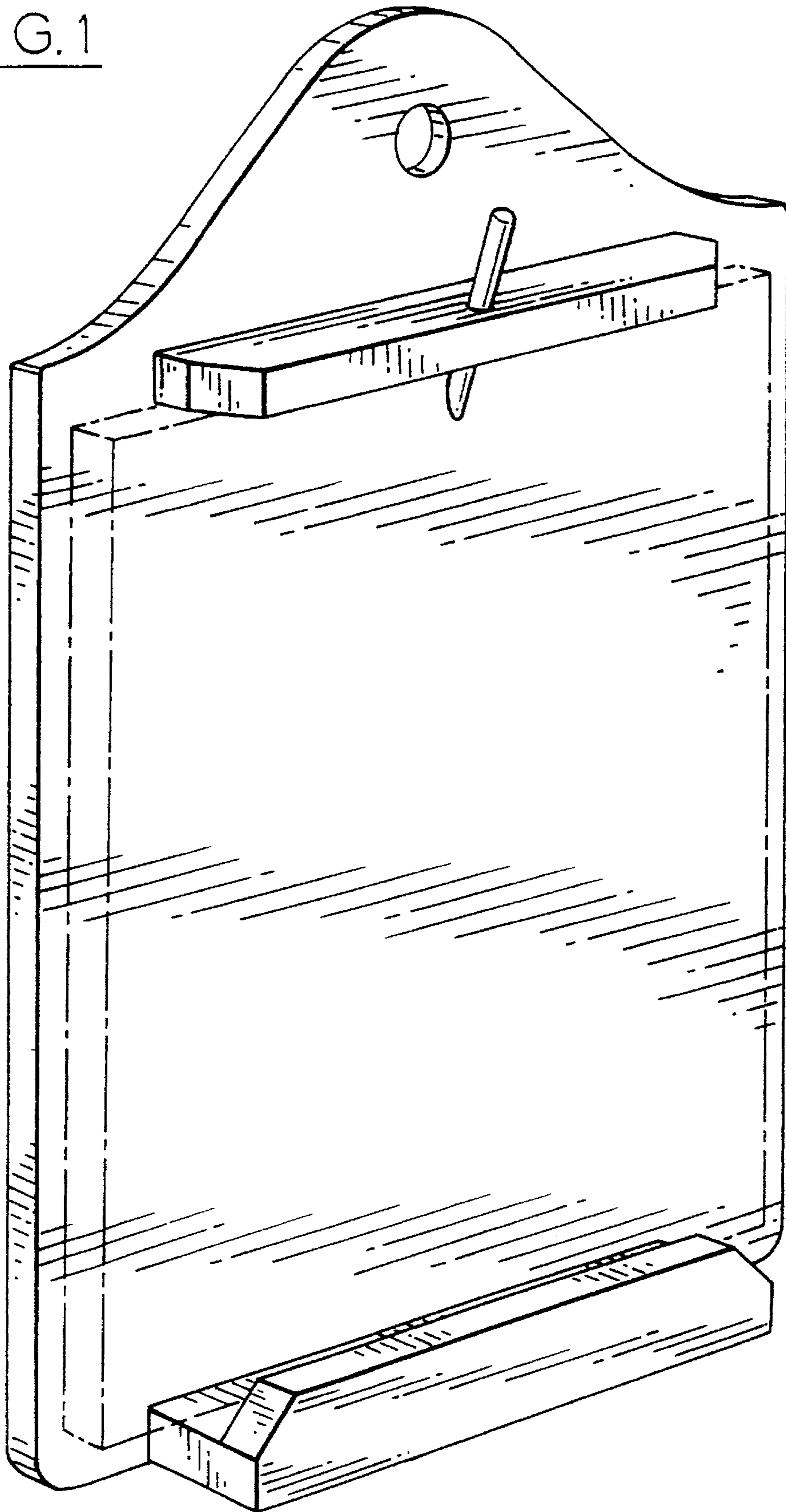


FIG. 3

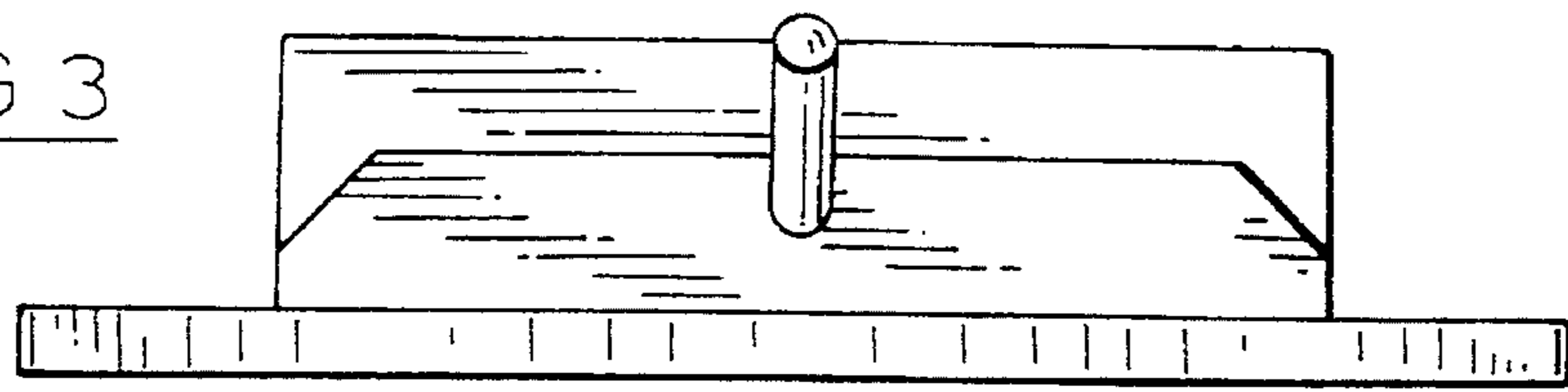


FIG. 2




FIG. 4

