



US00D371390S

United States Patent [19]
Johnson

[11] **Patent Number: Des. 371,390**

[45] **Date of Patent: **Jul. 2, 1996**

[54] **PAPERCLIP**

5,170,535 12/1992 Strong 24/547 X

[76] Inventor: **Melvin T. Johnson**, 2235 Plaster Rd.,
Apt. 20, Atlanta, Ga. 30345

Primary Examiner—Martie Thompson
Attorney, Agent, or Firm—James B. Middleton

[**] Term: **14 Years**

[57] **CLAIM**

The ornamental design for a paperclip, as shown and described.

[21] Appl. No.: **41,833**

[22] Filed: **Jun. 22, 1995**

DESCRIPTION

[52] U.S. Cl. **D19/65**; D8/395; D19/34

[58] **Field of Search** D8/356, 395, 382;
D19/35, 36, 34, 65, 86, 90, 99, 100; 24/67 R,
67.1-67.11, 545, 547; 116/234-240

FIG. 1 is a front elevational view of a paperclip embodying my new design, the rear view being a mirror image thereof; FIG. 2 is a left side elevational view thereof; FIG. 3 is a right side elevational view thereof; FIG. 4 is a top plan view thereof; FIG. 5 is a bottom plan view thereof; FIG. 6 is a front elevational view of a second embodiment of my new design; FIG. 7 is a left side elevational view of FIG. 6; FIG. 8 is a right side elevational view of FIG. 6; FIG. 9 is a top plan view of FIG. 6; and, FIG. 10 is a bottom plan view of FIG. 6.

[56] **References Cited**

U.S. PATENT DOCUMENTS

D. 75,691	7/1928	Lampi	D19/65
D. 178,357	7/1956	Galef	D19/65
D. 253,578	12/1979	Fowznier	D8/395
D. 290,971	7/1987	Quilty	D19/65
D. 303,272	9/1989	Lorber	D19/86 X
1,793,520	2/1931	Siptrott	24/67.9
2,822,593	2/1958	Sponsel	24/67.9
3,095,624	7/1963	Croisant	24/67.9

1 Claim, 2 Drawing Sheets

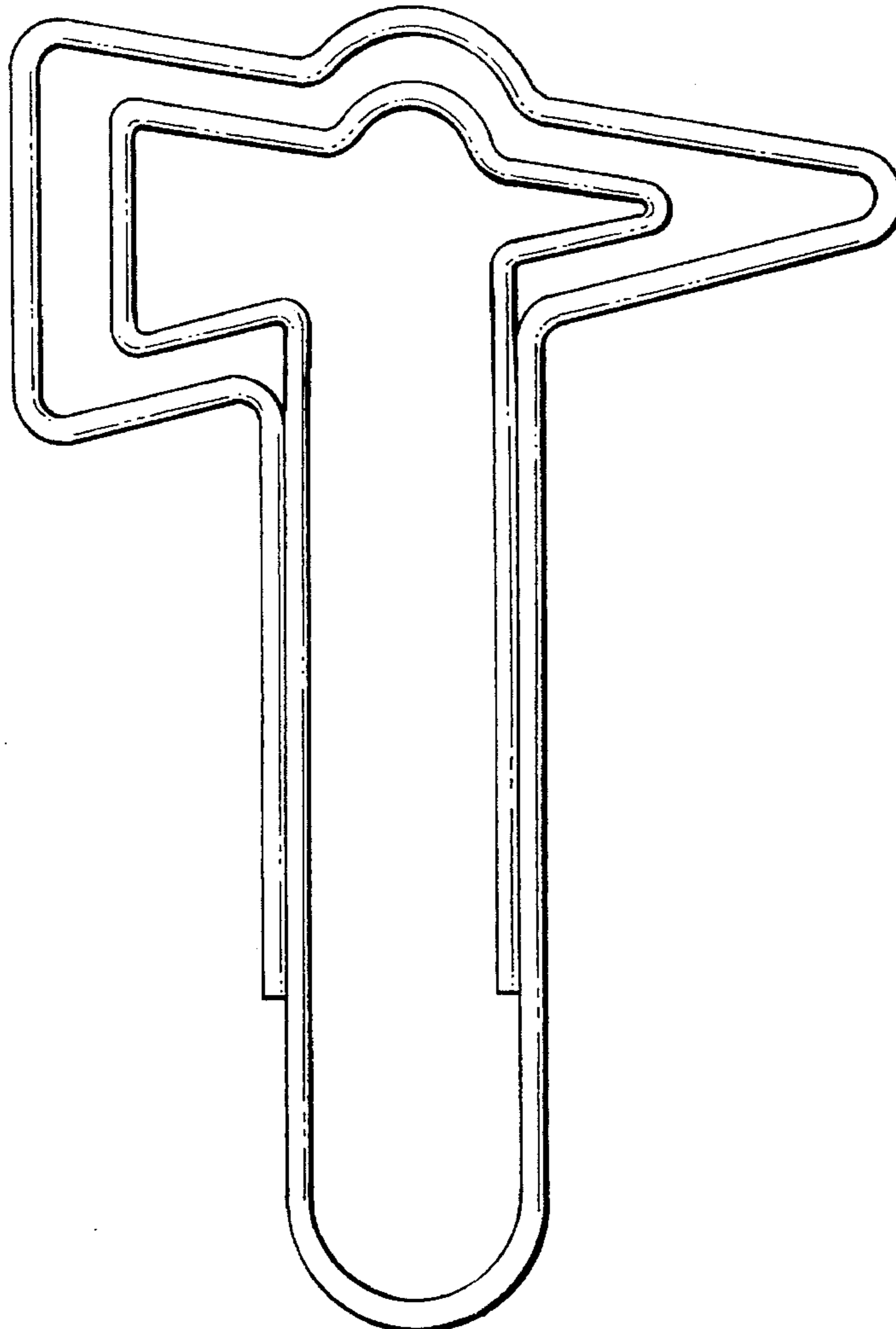


Fig. 4




Fig. 3

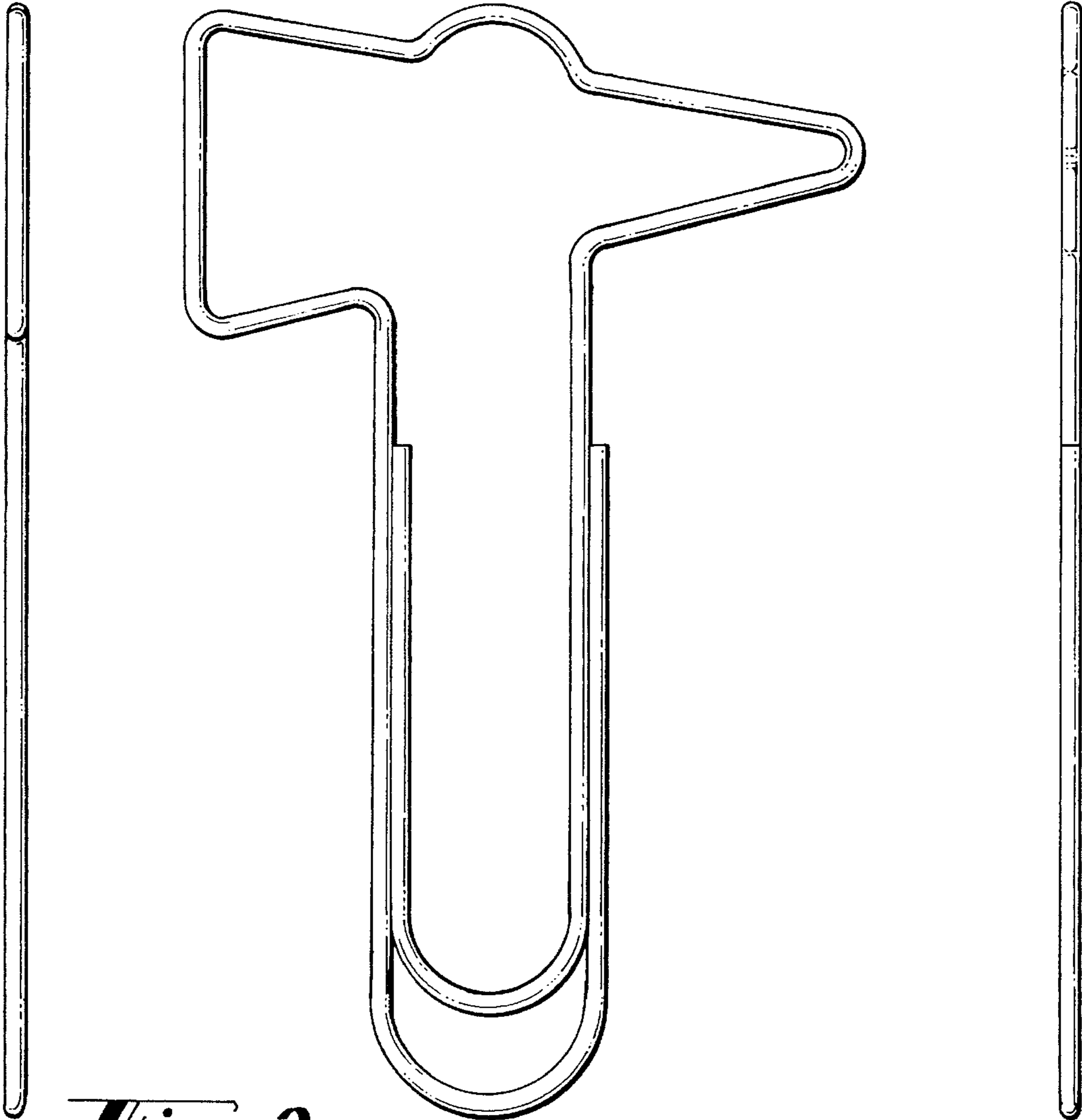


Fig. 2

Fig. 1




Fig. 5

Fig. 9




Fig. 8

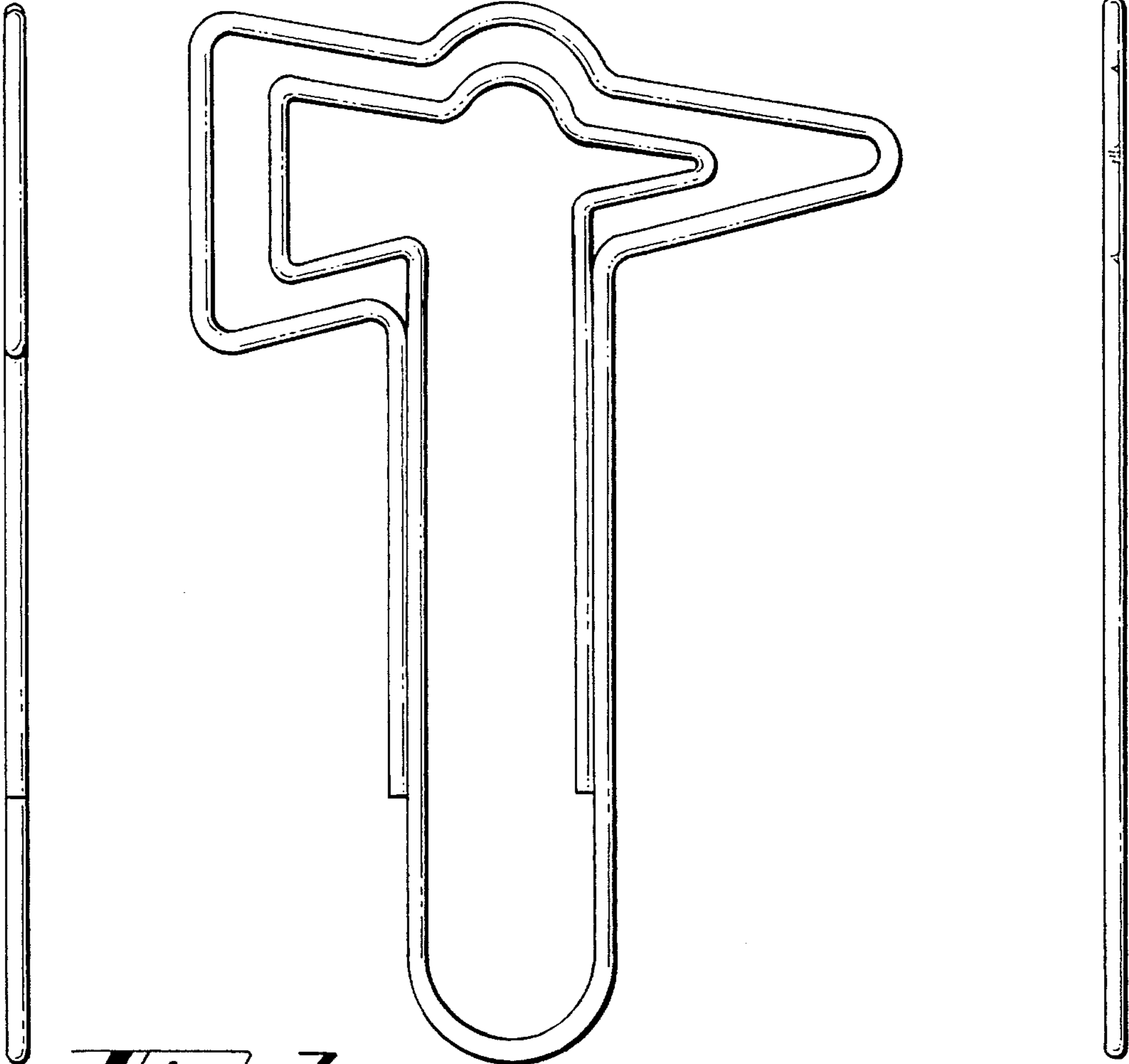


Fig. 7

Fig. 6



Fig. 10