



US00D371388S

United States Patent [19]

[11] Patent Number: **Des. 371,388**

Ito et al.

[45] Date of Patent: ****Jul. 2, 1996**

[54] **MARKER**

5,222,823 6/1993 Conforti 401/196 X

[75] Inventors: **Kunio Ito**, Funabashi; **Naoki Kato**,
Ishioka; **Masayuki Kawasaki**, Soka, all
of Japan

OTHER PUBLICATIONS

Dri Mark Products, Inc. advertisement, Jul. 1969 see marker,
circled, upper right.

[73] Assignee: **Pentel Kabushiki Kaisha**, Japan

Primary Examiner—Martie Thompson
Attorney, Agent, or Firm—Adams & Wilks

[**] Term: **14 Years**

[57] CLAIM

[21] Appl. No.: **33,669**

The ornamental design for a marker, as shown and
described.

[22] Filed: **Jan. 18, 1995**

[30] Foreign Application Priority Data

DESCRIPTION

Jul. 21, 1994 [JP] Japan 6-21808 U

[52] U.S. Cl. **D19/49**; D19/43; D19/51;
D19/57

[58] Field of Search D19/35, 36, 41-51,
D19/54-58, 81-85; 401/198, 202, 243-247,
196; D28/7

FIG. 1 is a perspective view of the inventive marker;
FIG. 2 is a front view of the marker;
FIG. 3 is a right side view of the marker;
FIG. 4 is a top plan view of the marker;
FIG. 5 is a bottom view of the marker;
FIG. 7 is a front view of the marker with its cap removed
therefrom;
FIG. 8 is a right side view of the marker shown in FIG. 7;
FIG. 9 is a top plan view of the marker shown in FIG. 7;
FIG. 10 is a bottom view of the marker shown in FIG. 7;
FIG. 11 is a top plan view of the cap adaptable to the marker
shown in FIG. 7;
FIG. 12 is a front view of the cap shown in FIG. 11; and,
FIG. 13 is a bottom view of the cap shown in FIG. 11.

[56] References Cited

U.S. PATENT DOCUMENTS

- D. 248,865 8/1978 Sussman et al. D19/43
- D. 286,163 10/1986 Shintani D19/48 X
- D. 286,546 11/1986 Funahashi D19/49 X
- D. 306,914 3/1990 Shinohara D28/7
- D. 313,245 12/1990 Iwase D19/43
- 2,983,946 5/1961 Edelstone et al. 401/195 X
- 4,509,875 4/1985 Shintani 401/202 X

1 Claim, 3 Drawing Sheets




FIG. 1




FIG. 2




FIG. 3

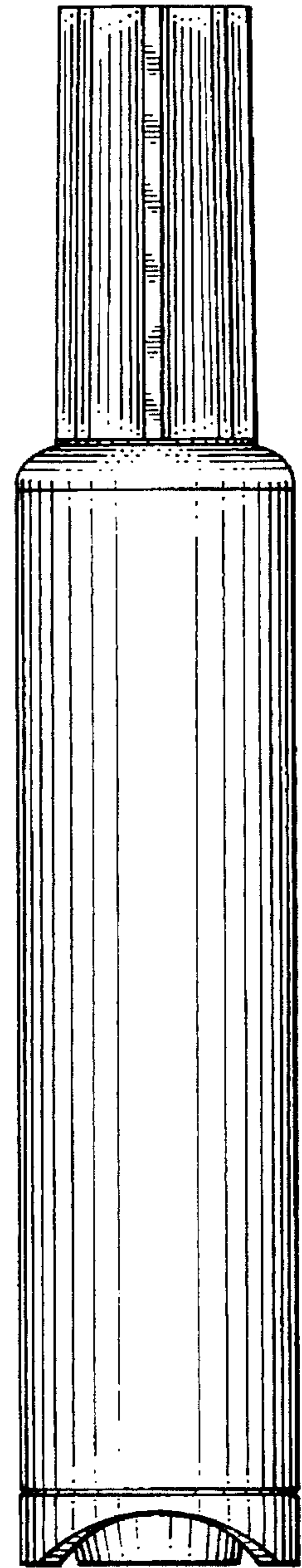


FIG. 4

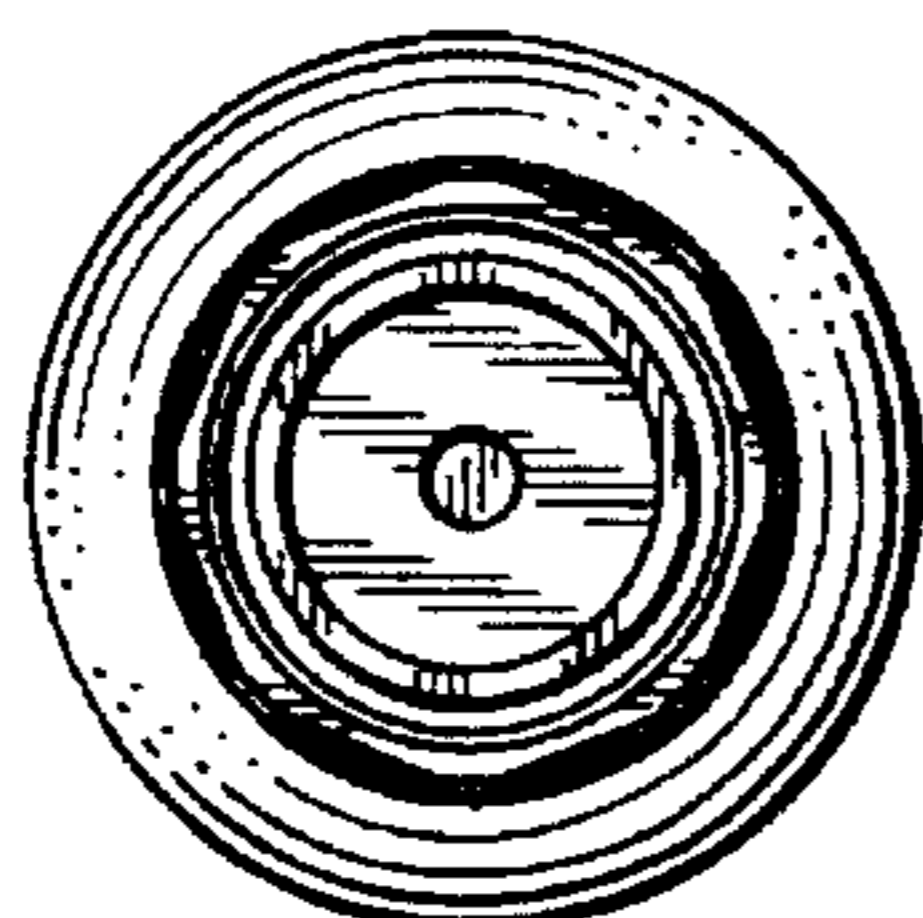


FIG. 5

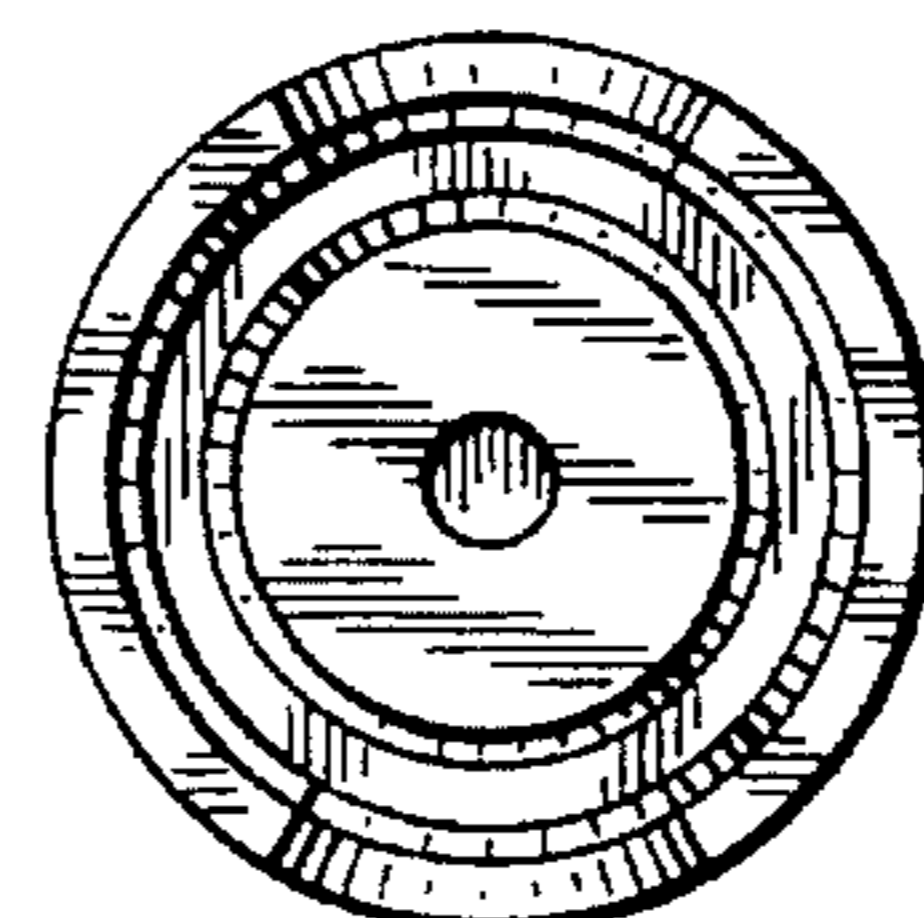


FIG. 6




FIG. 7




FIG. 8




FIG. 9

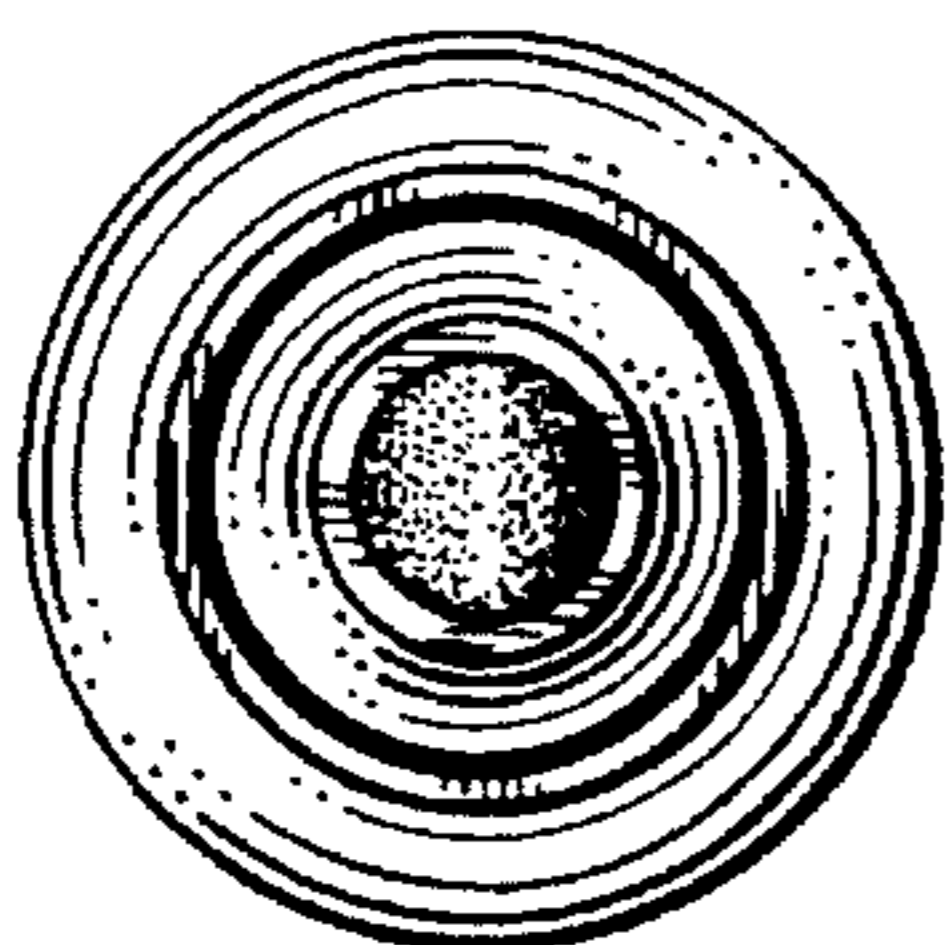


FIG. 10

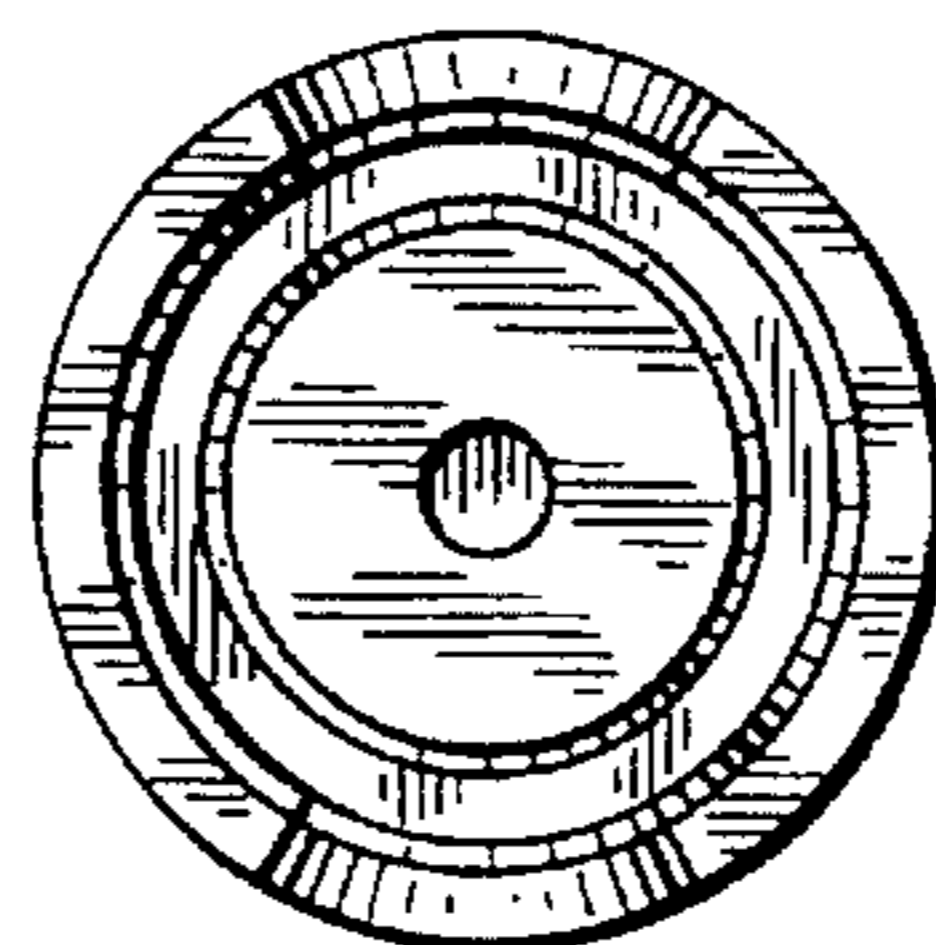


FIG. 11




FIG. 12




FIG. 13

