



US00D371353S

# United States Patent [19]

[11] Patent Number: **Des. 371,353**

Ashida et al.

[45] Date of Patent: **\*\*Jul. 2, 1996**

[54] **CARTRIDGE WITH EXTERNAL CONNECTING TERMINAL FOR GAME MACHINE**

[75] Inventors: **Kenichiro Ashida; Masahiko Ota,** both of Kyoto-fu, Japan; **Lance Barr,** Redmond, Wash.

[73] Assignee: **Nintendo Co., Ltd.,** Japan

[\*\*] Term: **14 Years**

[21] Appl. No.: **24,687**

[22] Filed: **Jun. 20, 1994**

[30] **Foreign Application Priority Data**

|               |      |       |         |
|---------------|------|-------|---------|
| Dec. 28, 1993 | [JP] | Japan | 5-40640 |
| Dec. 28, 1993 | [JP] | Japan | 5-40641 |
| Dec. 28, 1993 | [JP] | Japan | 5-40642 |
| Dec. 28, 1993 | [JP] | Japan | 5-40643 |

[52] **U.S. Cl.** ..... **D14/121**

[58] **Field of Search** ..... D21/121, 100, D21/114, 122, 13, 48; 242/348, 348.1, 348.4, 341; 273/148 B, DIG. 28; 360/132, 133

[56] **References Cited**

**U.S. PATENT DOCUMENTS**

|            |         |                   |         |
|------------|---------|-------------------|---------|
| D. 252,753 | 8/1979  | Thompson et al. . |         |
| D. 260,515 | 9/1981  | Welch et al. .    |         |
| D. 260,881 | 9/1981  | McKinsey et al. . |         |
| D. 277,189 | 1/1985  | Shibata .         |         |
| D. 285,307 | 8/1986  | Clarke .          |         |
| D. 292,399 | 10/1987 | Yukawa .          |         |
| D. 294,020 | 2/1988  | Yukawa .          |         |
| D. 308,197 | 5/1990  | Inoue .           |         |
| D. 312,081 | 11/1990 | Yukawa .          |         |
| D. 315,902 | 4/1991  | Nakauma .         |         |
| D. 316,089 | 4/1991  | Nakauma           | D14/121 |
| D. 317,913 | 7/1991  | Inoue .           |         |
| D. 318,273 | 7/1991  | Takaichi          | D14/121 |
| D. 320,203 | 9/1991  | Ashida .          |         |
| D. 321,429 | 11/1991 | Kojo .            |         |

|            |         |                  |           |
|------------|---------|------------------|-----------|
| D. 330,370 | 10/1992 | Tseng            | D14/121 X |
| D. 330,709 | 11/1992 | Favrou           | D14/121   |
| D. 337,568 | 7/1993  | Ellis .          |           |
| D. 340,048 | 10/1993 | Tseng            | D14/48 X  |
| D. 343,833 | 2/1994  | Barr et al. .    |           |
| D. 344,504 | 2/1994  | Barr et al. .    |           |
| D. 355,414 | 2/1995  | Inoue et al.     | D14/121   |
| 4,459,680  | 7/1984  | Sukeda et al.    | D14/121 X |
| 4,685,638  | 8/1987  | Satoyoshi et al. | D14/121 X |

**OTHER PUBLICATIONS**

HongKong Enterprise, Oct. 1992, p. 174.  
HongKong Enterprise, Oct. 1992, p. 284.

*Primary Examiner*—Prabhakar G. Deshmukh  
*Attorney, Agent, or Firm*—Nixon & Vanderhye

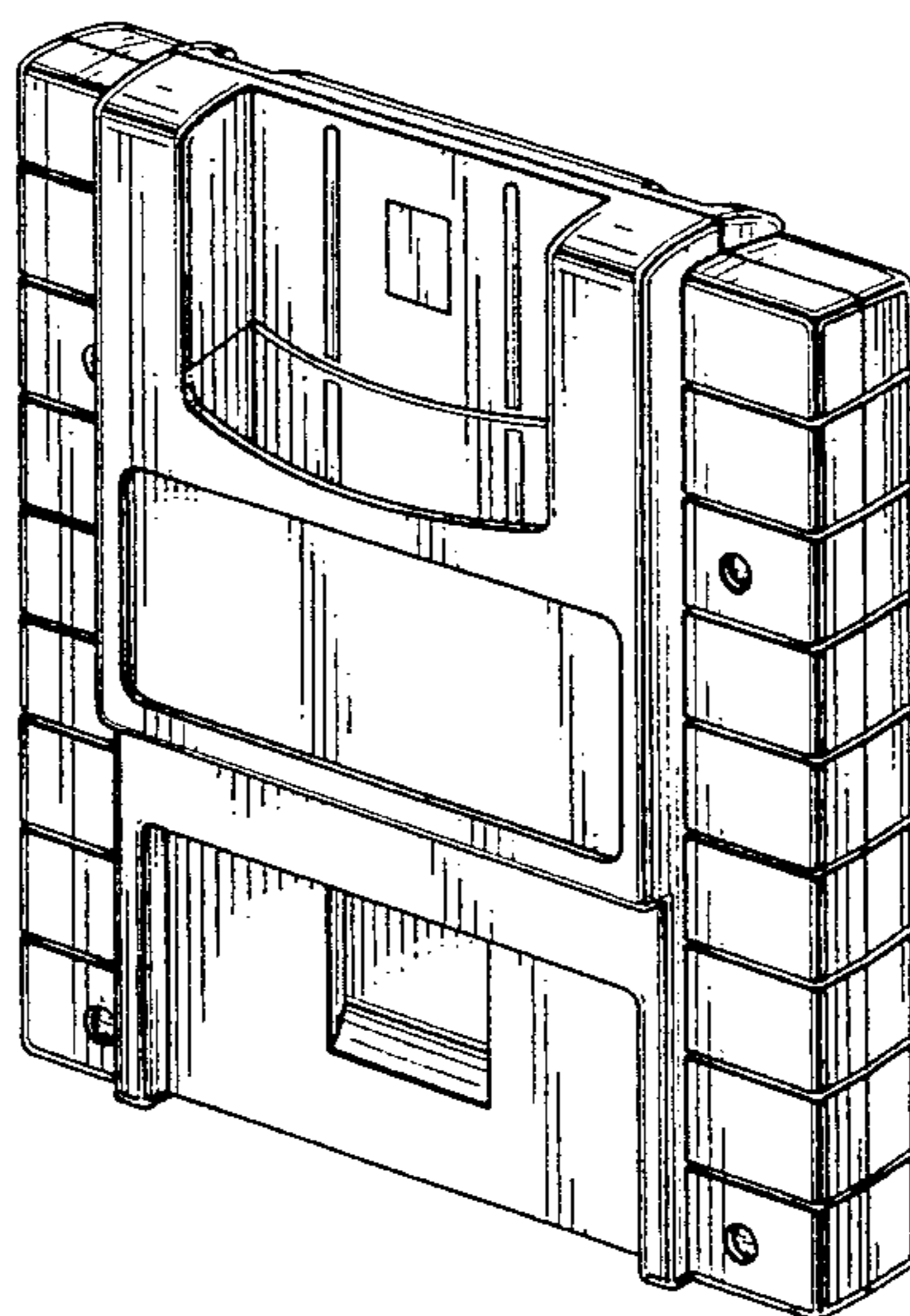
[57] **CLAIM**

The ornamental design for a cartridge with external connecting terminal for game machine, as shown and described.

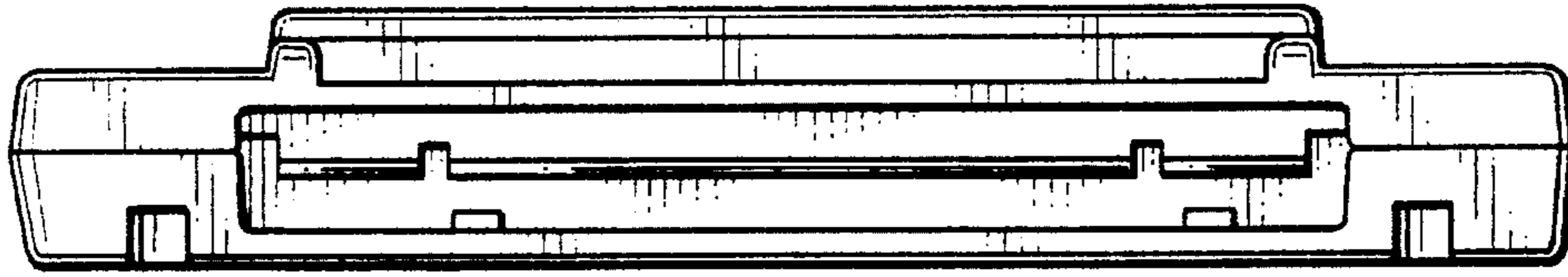
**DESCRIPTION**

FIG. 1 is a front elevational view of a cartridge with external connecting terminal for game machine showing our new design;  
 FIG. 2 is a top plan view thereof;  
 FIG. 3 is a rear elevational view thereof;  
 FIG. 4 is a right side view thereof;  
 FIG. 5 is a bottom plan view thereof;  
 FIG. 6 is a top, rear and right side perspective view thereof;  
 FIG. 7 is a bottom, front and side performance view thereof;  
 FIG. 8 is a rear elevational view of a cartridge with external connecting terminal for game machine in accordance with a second embodiment of our new design;  
 FIG. 9 is a top plan view thereof;  
 FIG. 10 is a front elevational view thereof;  
 FIG. 11 is a bottom plan view thereof;  
 FIG. 12 is a right side view thereof;  
 FIG. 13 is a top, rear and right side perspective view thereof; and,  
 FIG. 14 is a bottom, front and right side perspective view thereof.

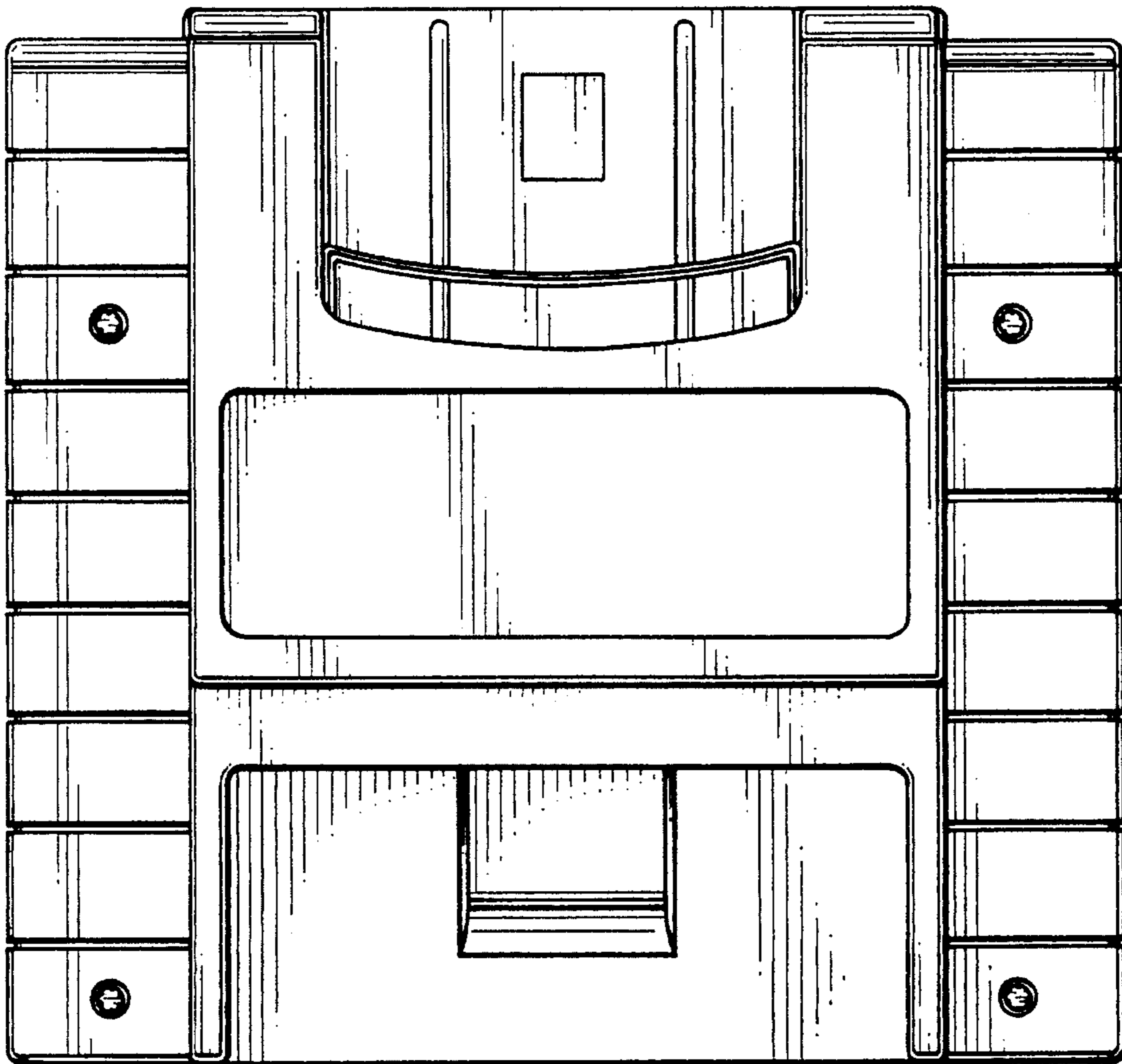
**1 Claim, 7 Drawing Sheets**



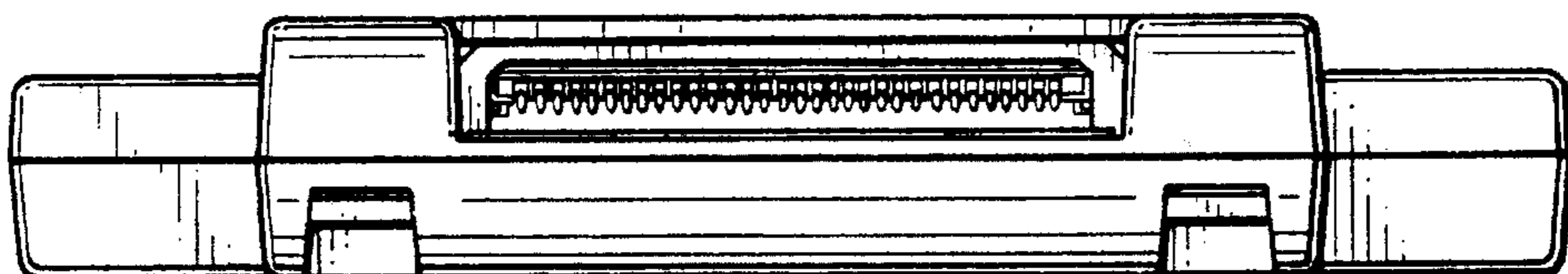
*FIG. 1*



*FIG. 2*



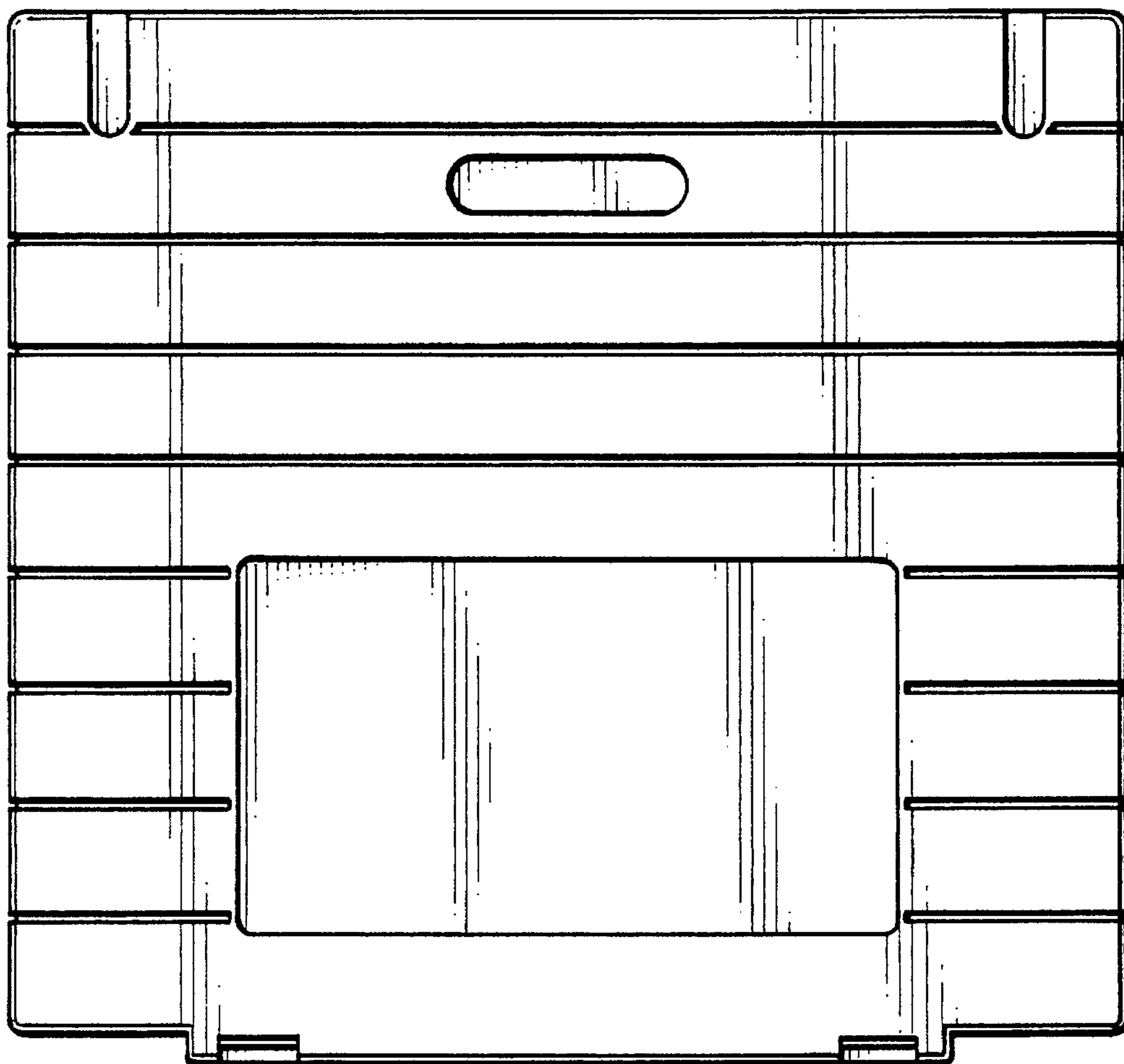
*FIG. 3*



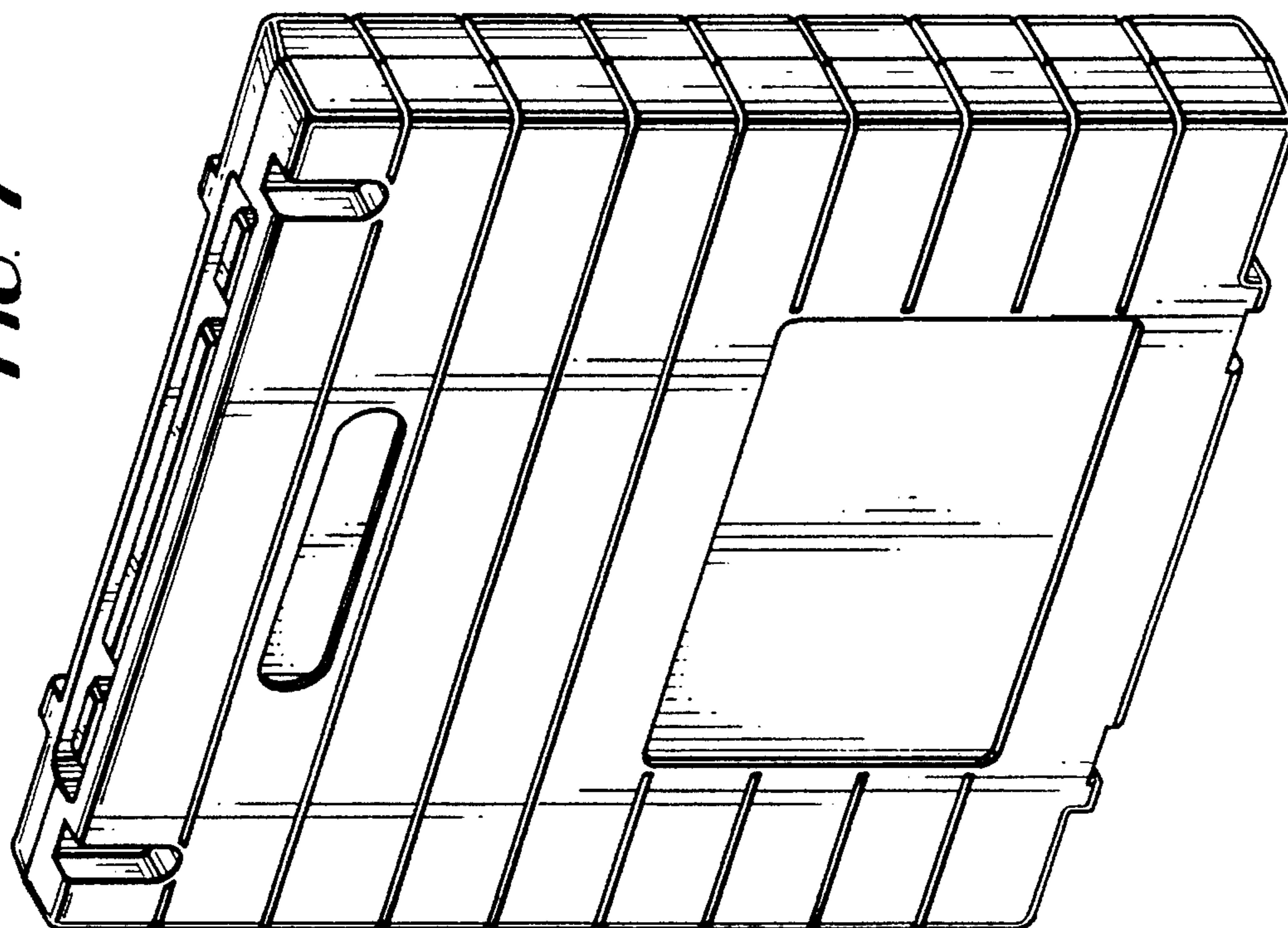
**FIG. 4**



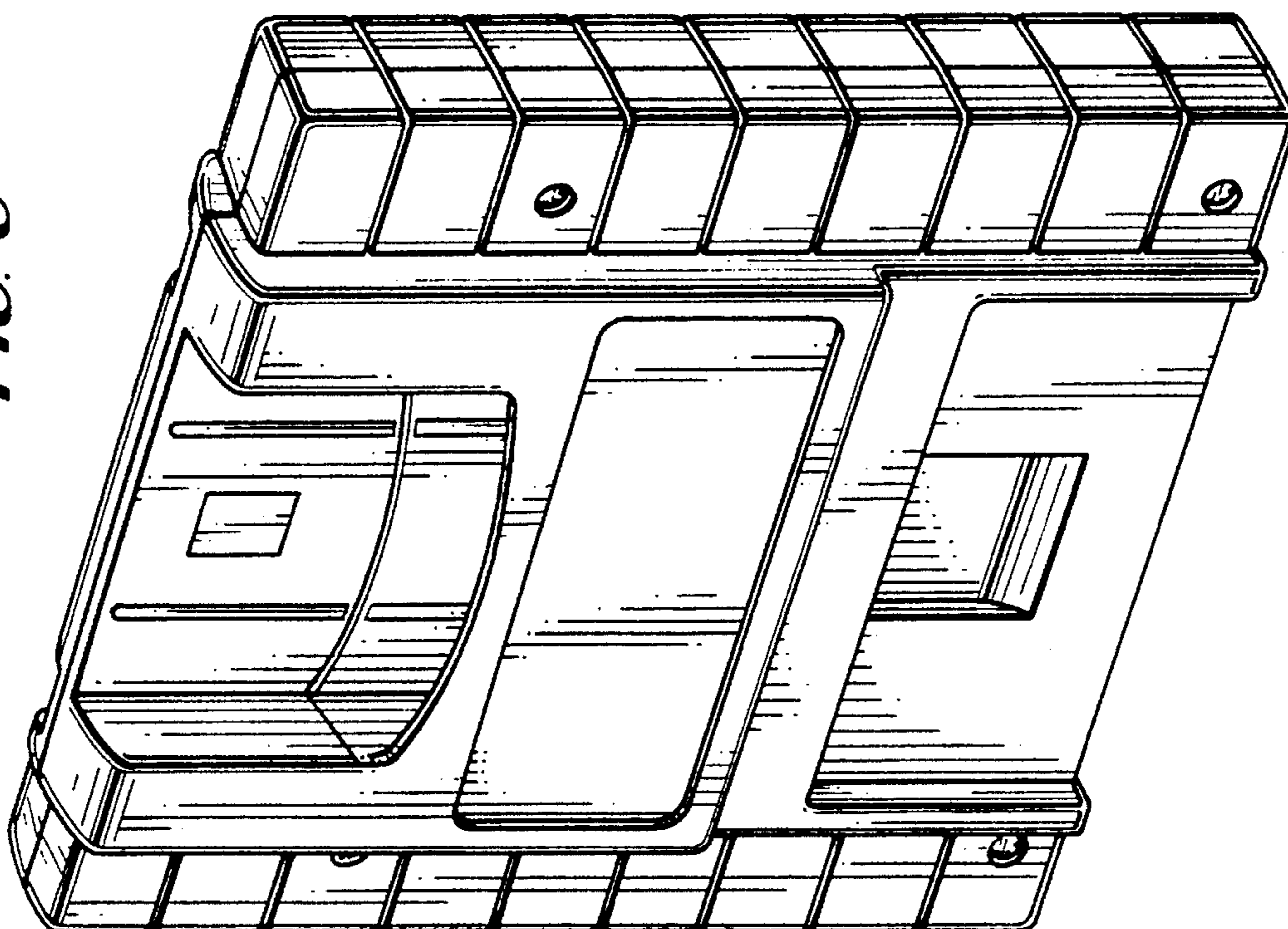
**FIG. 5**



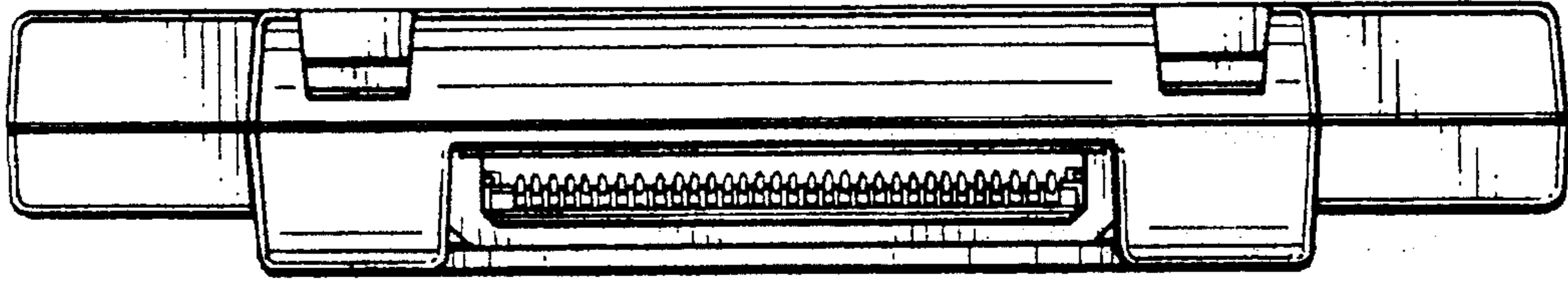
*FIG. 7*



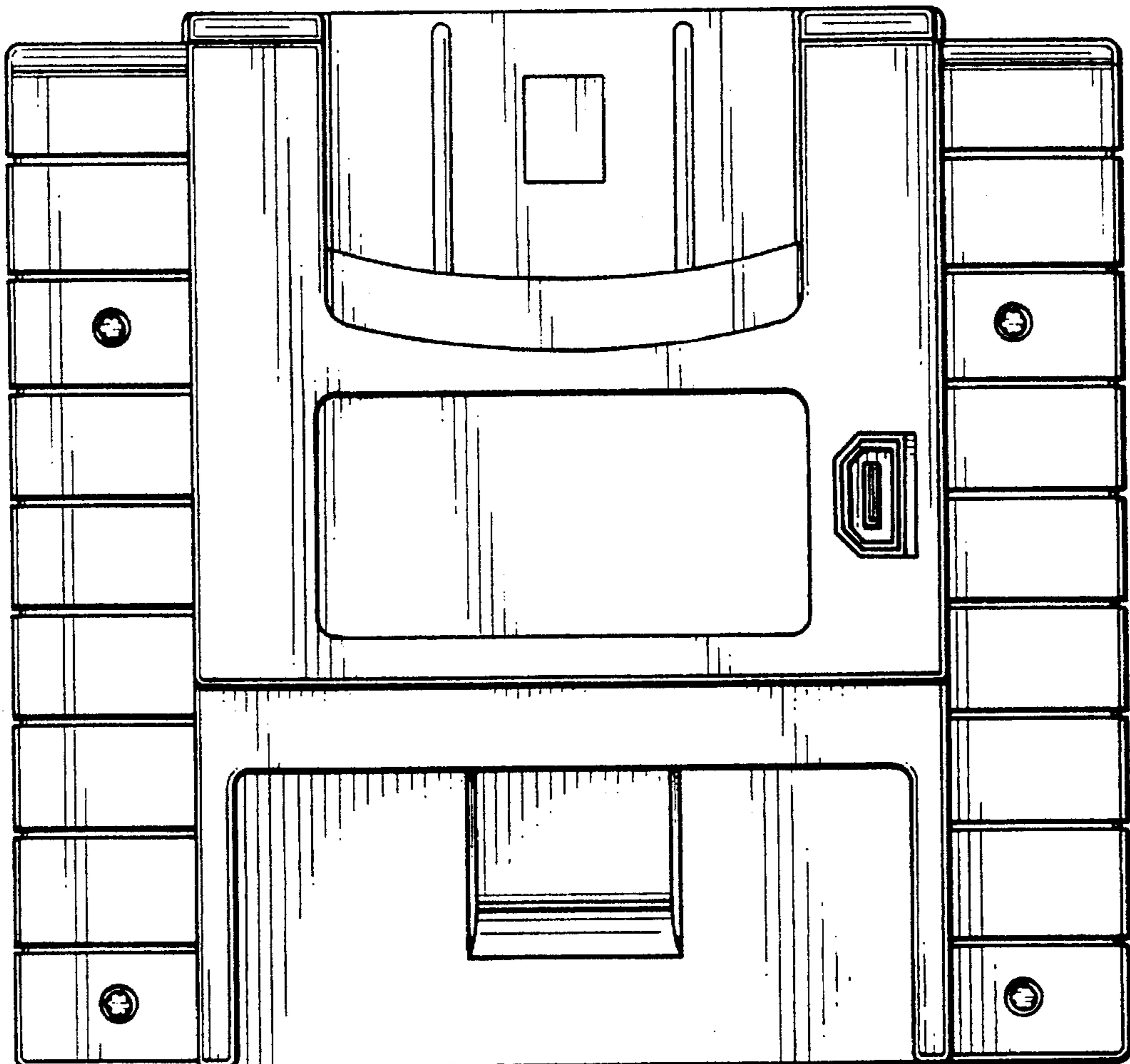
*FIG. 6*



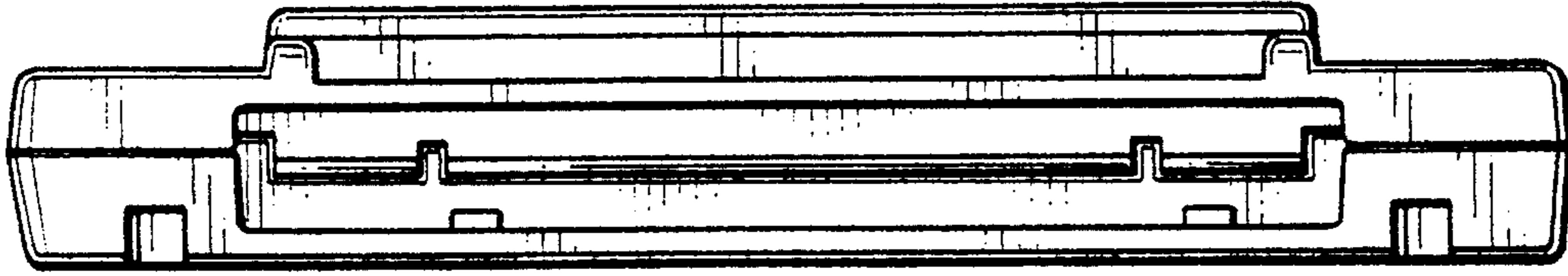
*FIG. 8*



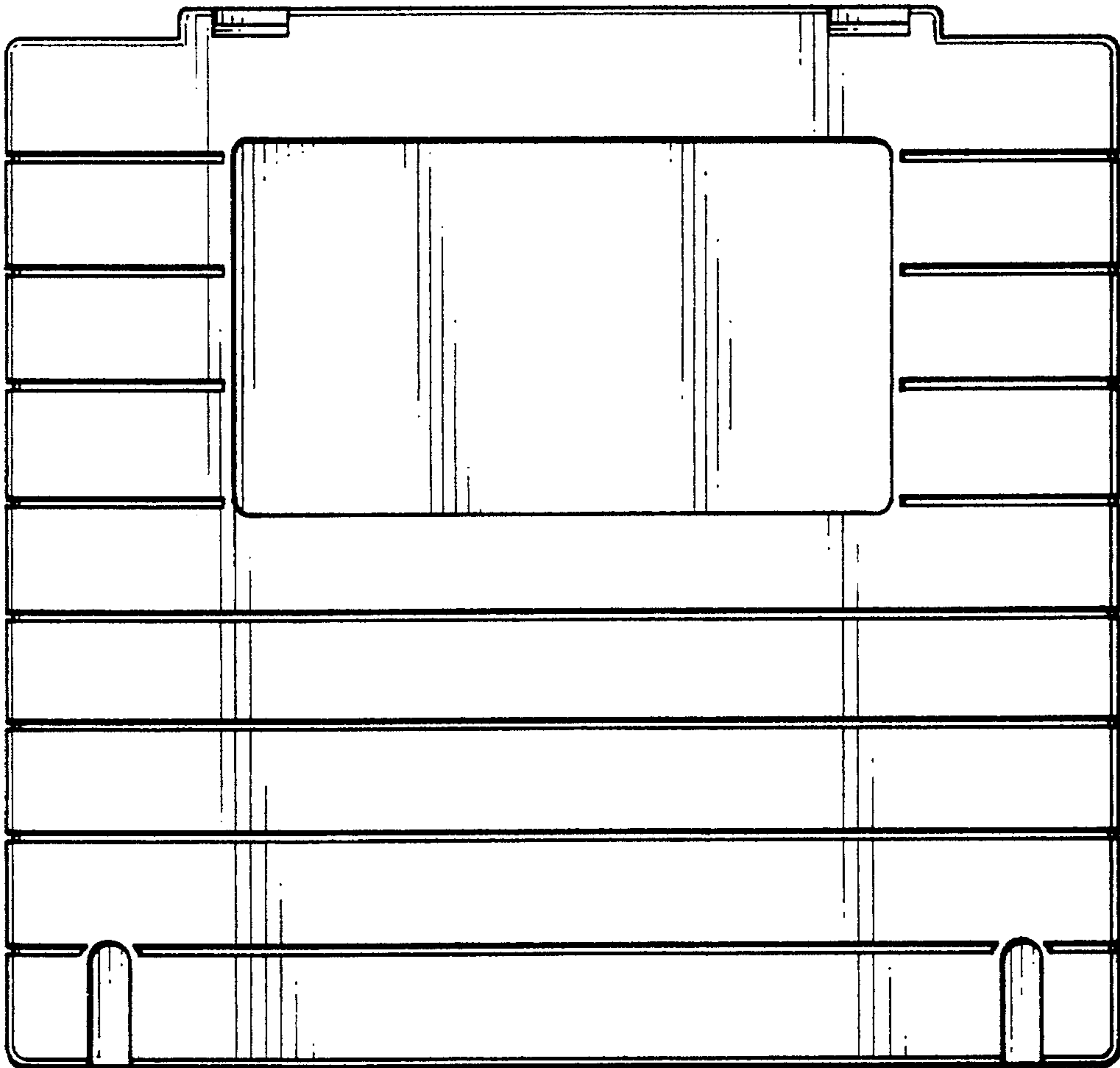
*FIG. 9*



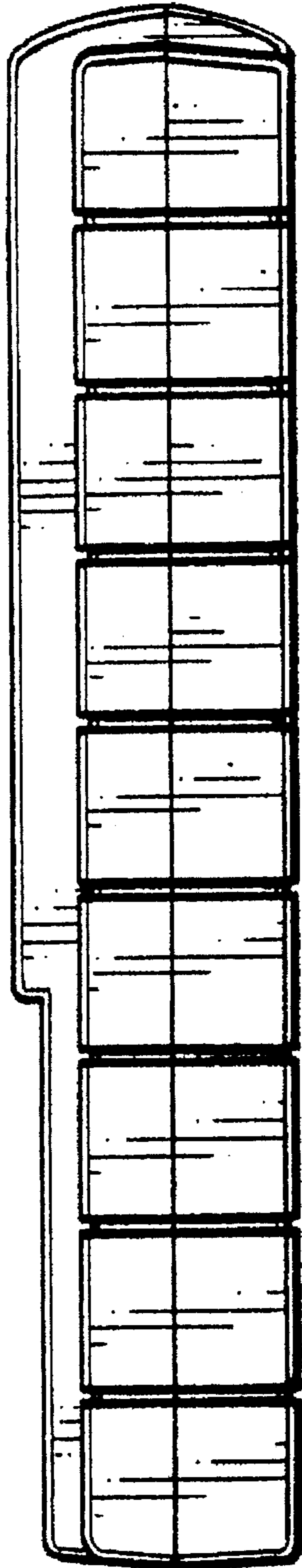
*FIG. 10*



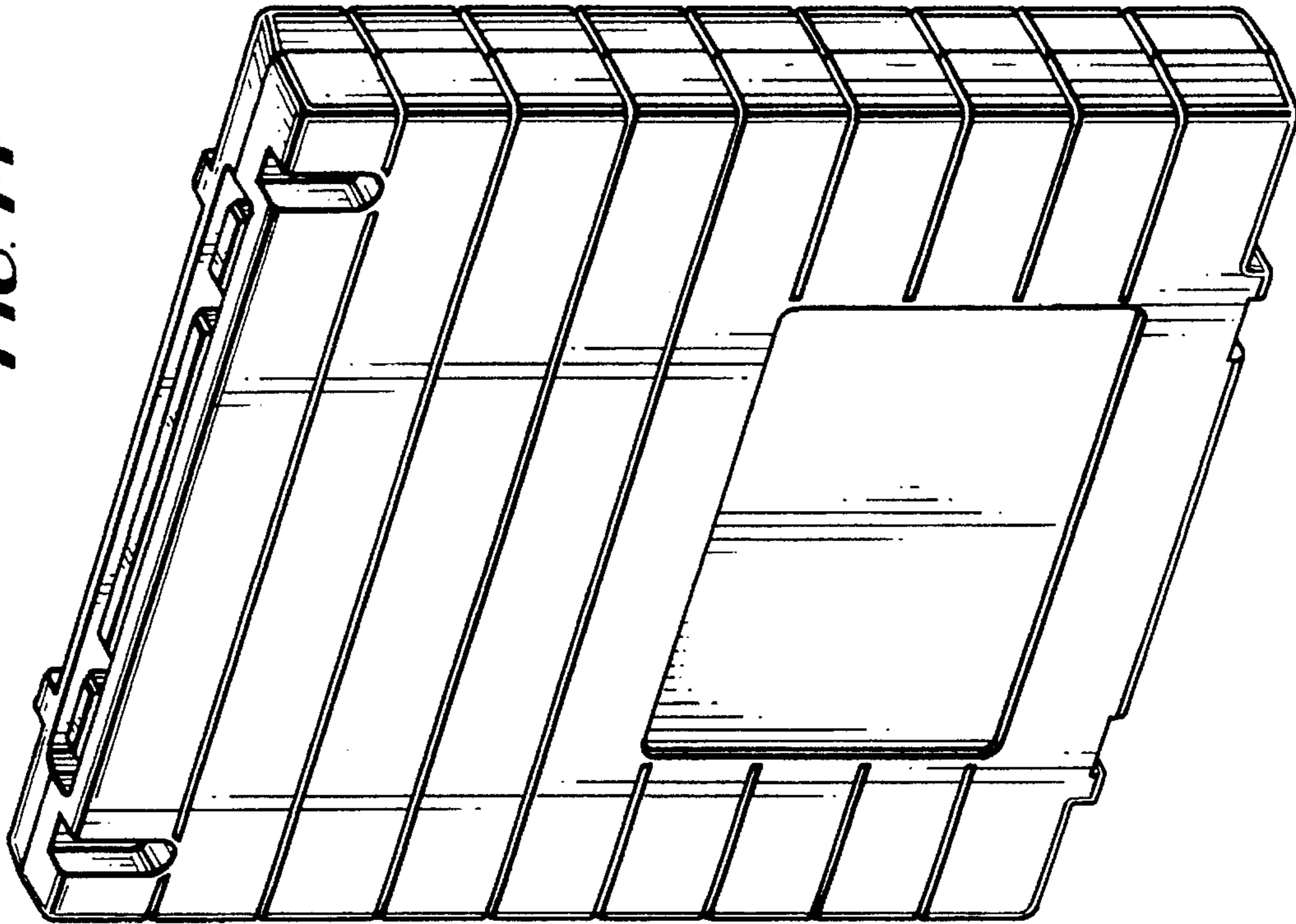
*FIG. 11*



**FIG. 12**



**FIG. 14**



**FIG. 13**

