



US00D371327S

United States Patent [19]
Kawamura

[11] **Patent Number: Des. 371,327**
[45] **Date of Patent: **Jul. 2, 1996**

[54] **PULL TAB OF SLIDE FASTENER**

3,583,044 6/1971 Howell 24/381

[75] Inventor: **Hitomi Kawamura**, Toyama-ken, Japan

Primary Examiner—Ralf Seifert

Attorney, Agent, or Firm—Hill, Steadman & Simpson

[73] Assignee: **YKK Corporation**, Tokyo, Japan

[57] **CLAIM**

[**] Term: **14 Years**

The ornamental design for “pull tab of slide fastener”, as shown.

[21] Appl. No.: **38,764**

DESCRIPTION

[22] Filed: **May 11, 1995**

[30] **Foreign Application Priority Data**

Nov. 30, 1994 [JP] Japan 6-36591

[52] **U.S. Cl.** **D11/221**

[58] **Field of Search** D11/200, 201,
D11/221, 212; 24/381–385, 415–417, 427–431

FIG. 1 is a front elevational view of a pull tab for slide fastener showing my new design, the opposite side view being the same;

FIG. 2 is a right side elevational view;

FIG. 3 is a top plan view;

FIG. 4 is a bottom plan view;

FIG. 5 is a cross sectional view taken along the lines 5—5 in FIG. 1; and,

FIG. 6 is a front elevational view shown attached to a slider body, the broken line showing of a slide fastener and attachment element is for illustrative purposes only and forms no part of the claimed design.

[56] **References Cited**

U.S. PATENT DOCUMENTS

D. 193,297 7/1962 Carlile D11/221

D. 212,349 10/1968 Harlam D11/221

D. 244,969 7/1977 Lombard D11/221

1 Claim, 2 Drawing Sheets

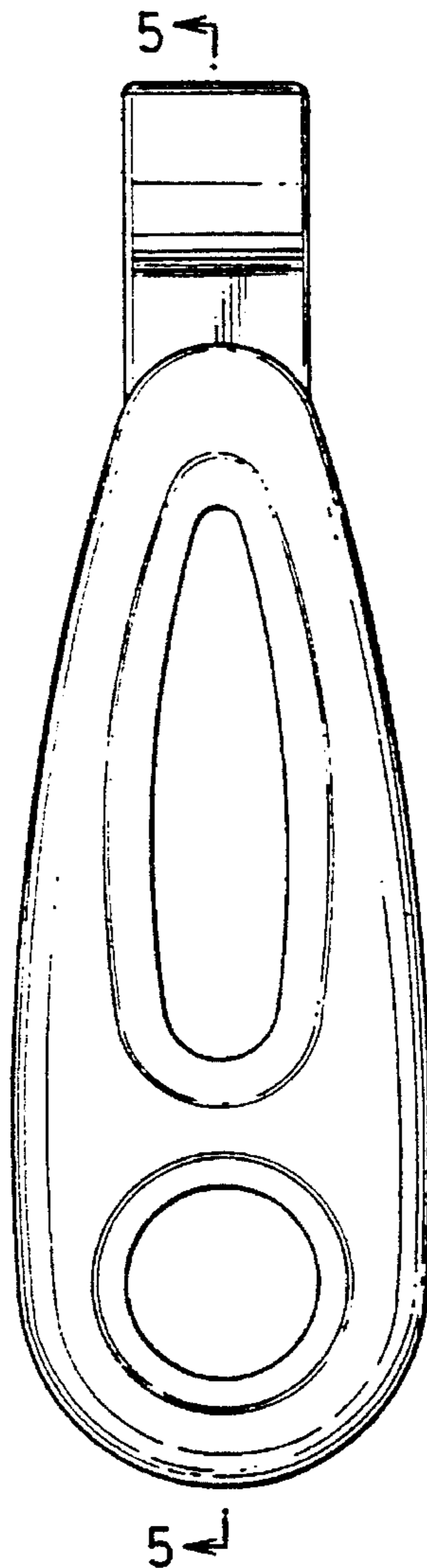


FIG. 1

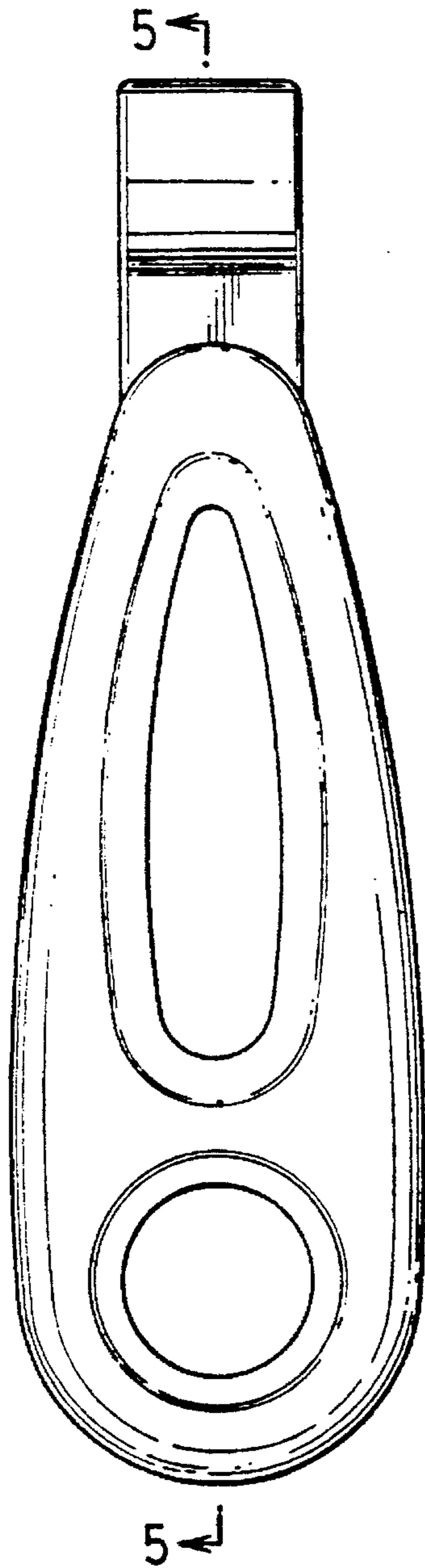


FIG. 2

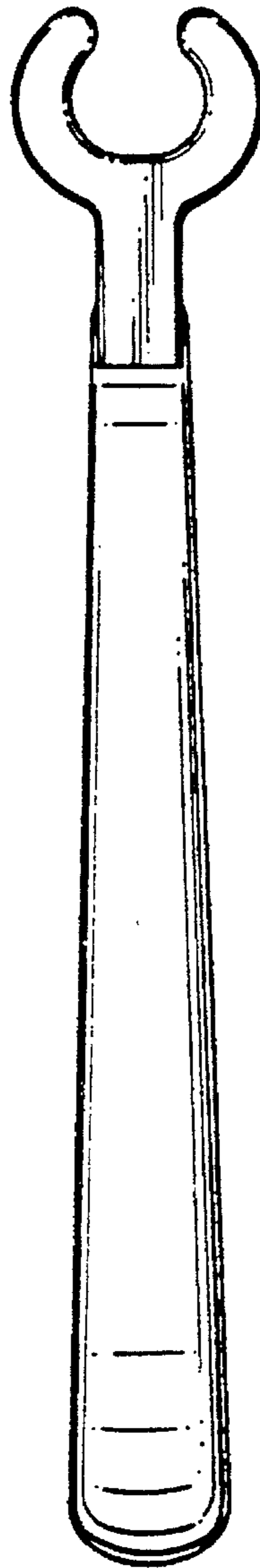


FIG. 3

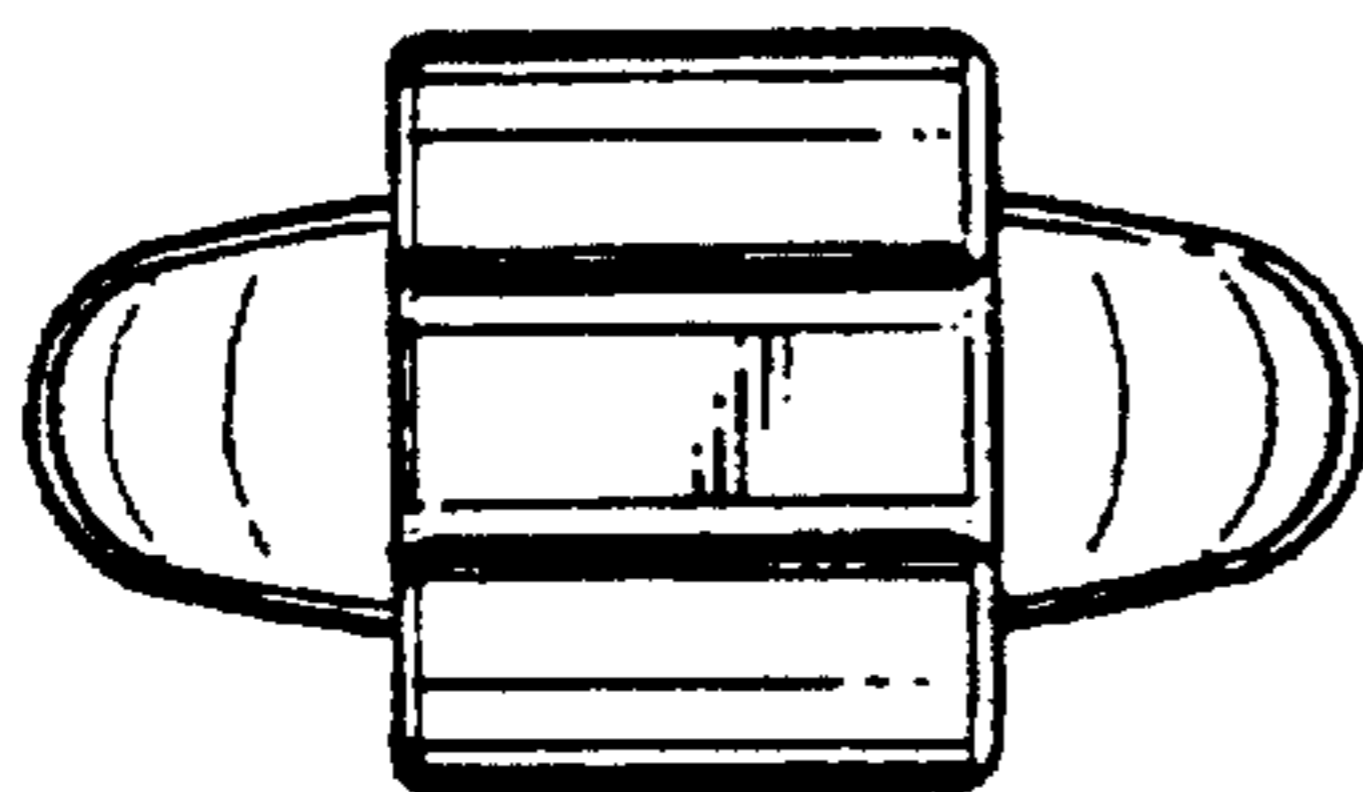


FIG. 4

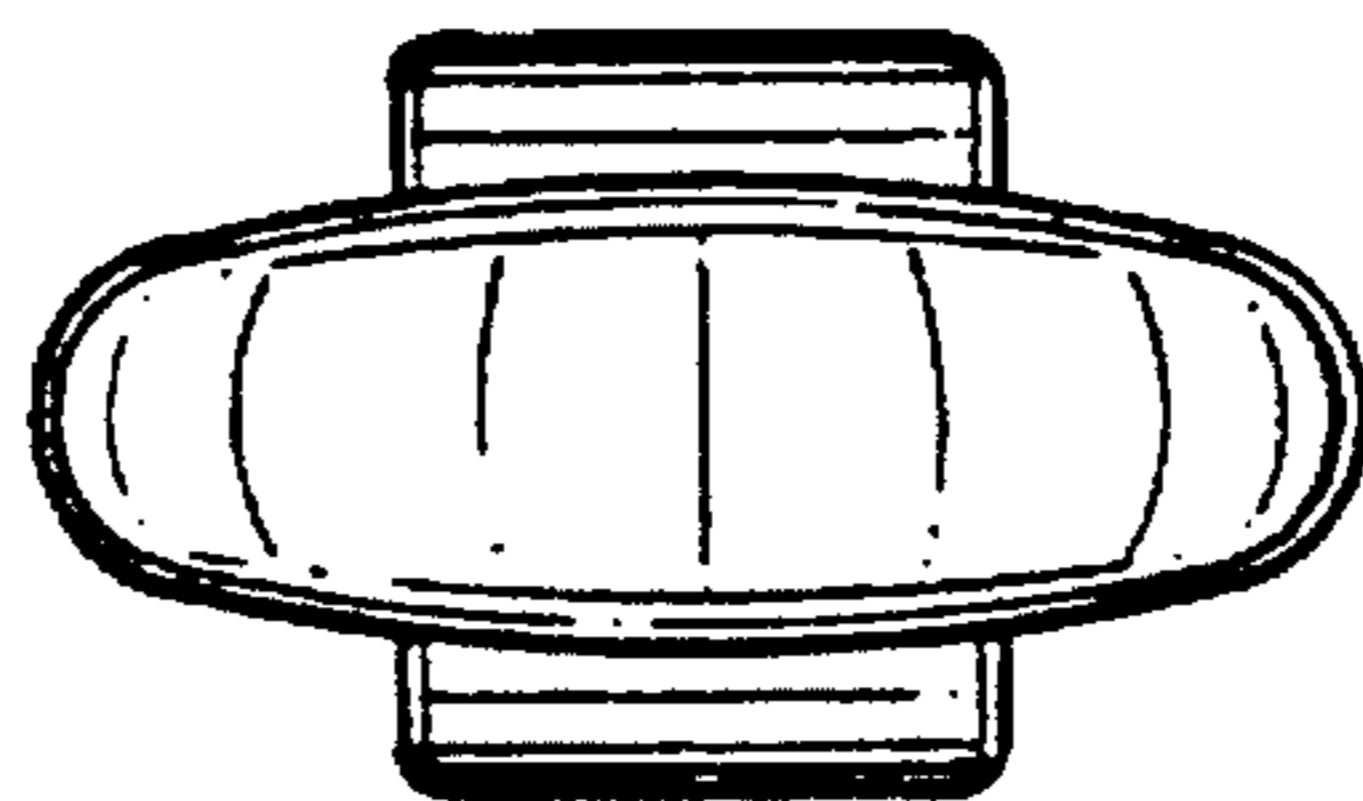


FIG. 5

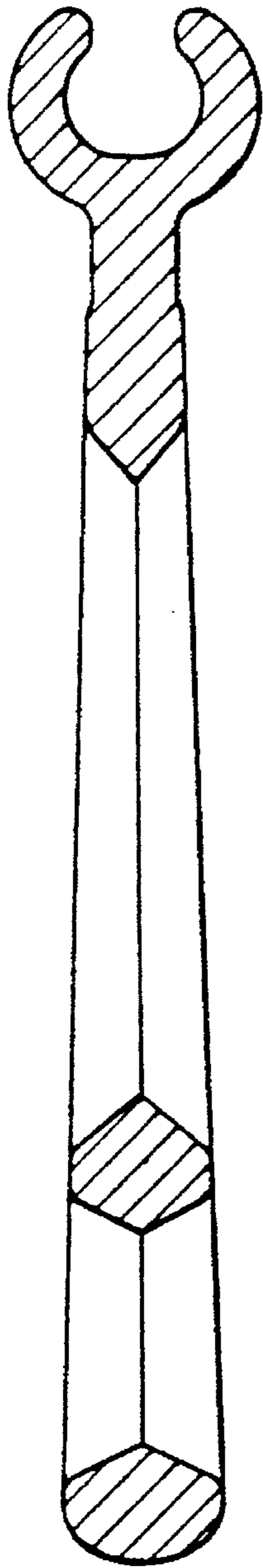


FIG. 6

