



US00D371314S

United States Patent [19]
Yurman

[11] **Patent Number: Des. 371,314**

[45] **Date of Patent: **Jul. 2, 1996**

[54] **WATCH BRACELET**

[75] Inventor: **David Yurman**, New York, N.Y.

[73] Assignee: **Yurman Design Inc.**, New York, N.Y.

[**] Term: **14 Years**

[21] Appl. No.: **31,074**

[22] Filed: **Nov. 17, 1994**

[52] **U.S. Cl.** **D11/3**

[58] **Field of Search** D11/1-29, 93,
D11/94, 34-39; 63/111, 2, 3, 15-15.8; 10/30-32

[56] **References Cited**

U.S. PATENT DOCUMENTS

D. 119,192	2/1940	Welling	D11/5
D. 123,109	10/1940	Garfinkle	D11/5
D. 128,297	7/1941	Healy	D11/5
310,011	12/1884	Adams	D11/4
D. 354,696	1/1995	Avakian	D11/4

OTHER PUBLICATIONS

Natures Jewelry Summer/Fall 1990 Catalog Item lower right of p. 43.

Lewis & Robert Jewelry Catalog Item upper right of p. 17.

Primary Examiner—Ralf Seifert

Attorney, Agent, or Firm—Gottlieb, Rackman & Reisman

[57] **CLAIM**

The ornamental design for a watch bracelet, as shown and described.

DESCRIPTION

FIG. 1 is a perspective view of a bracelet showing my new design;

FIG. 2 is a top plan view;

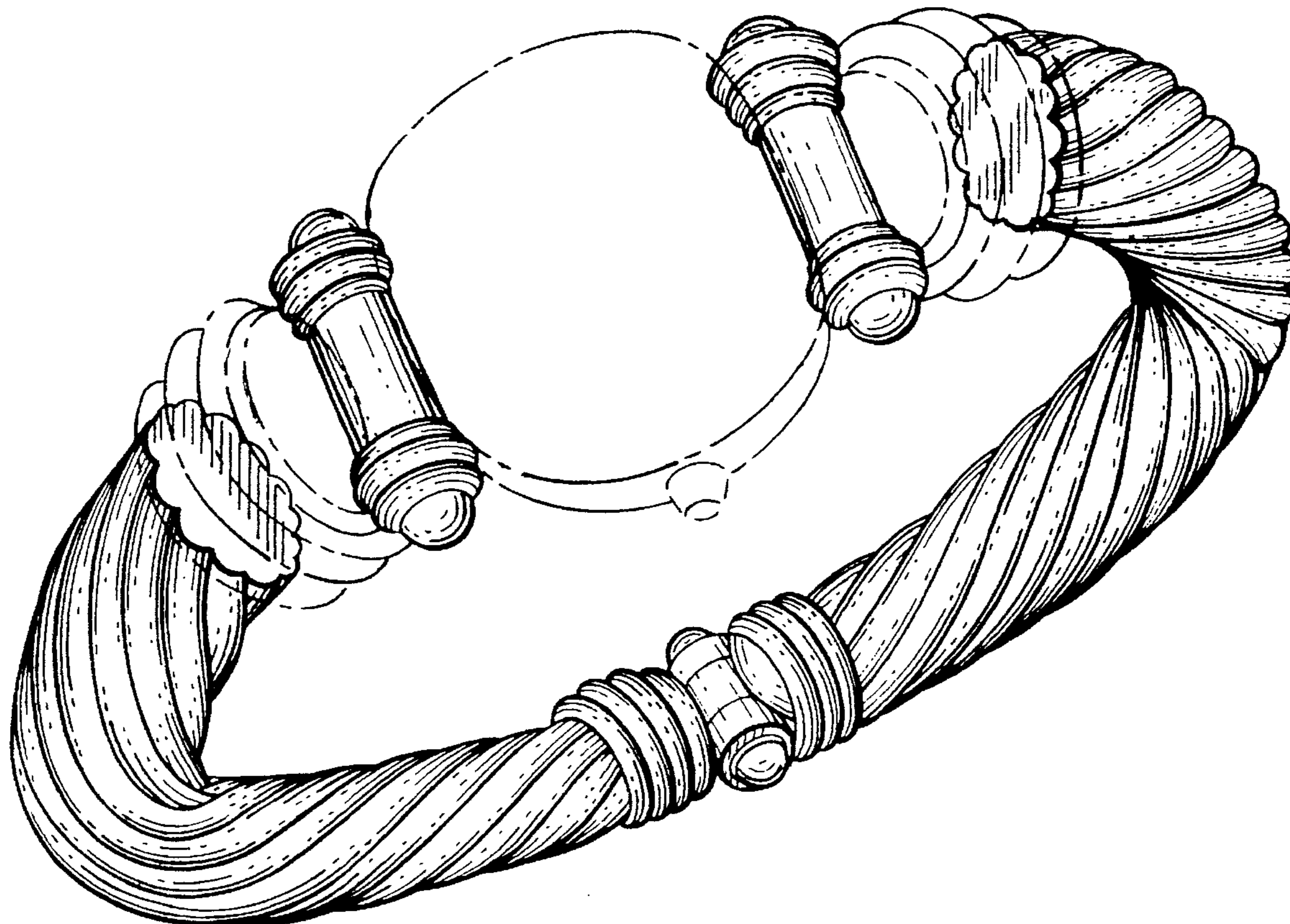
FIG. 3 is a side elevational view;

FIG. 4 is a front elevational view; and,

FIG. 5 is a bottom plan view.

The broken line showing of a watch and connecting links is for illustrative purposes only and form no part of the claimed design.

1 Claim, 3 Drawing Sheets



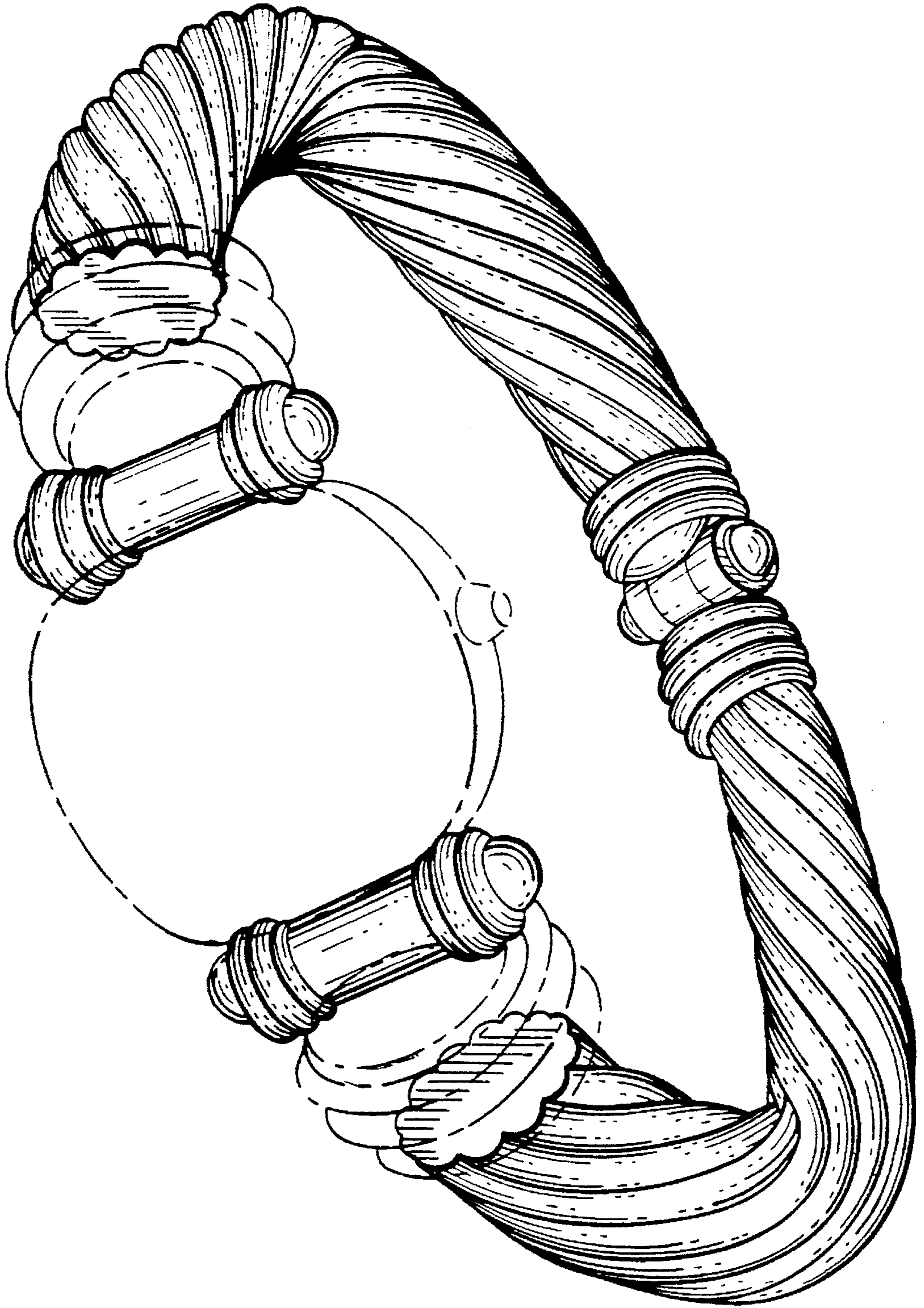


FIG. 1

FIG. 2

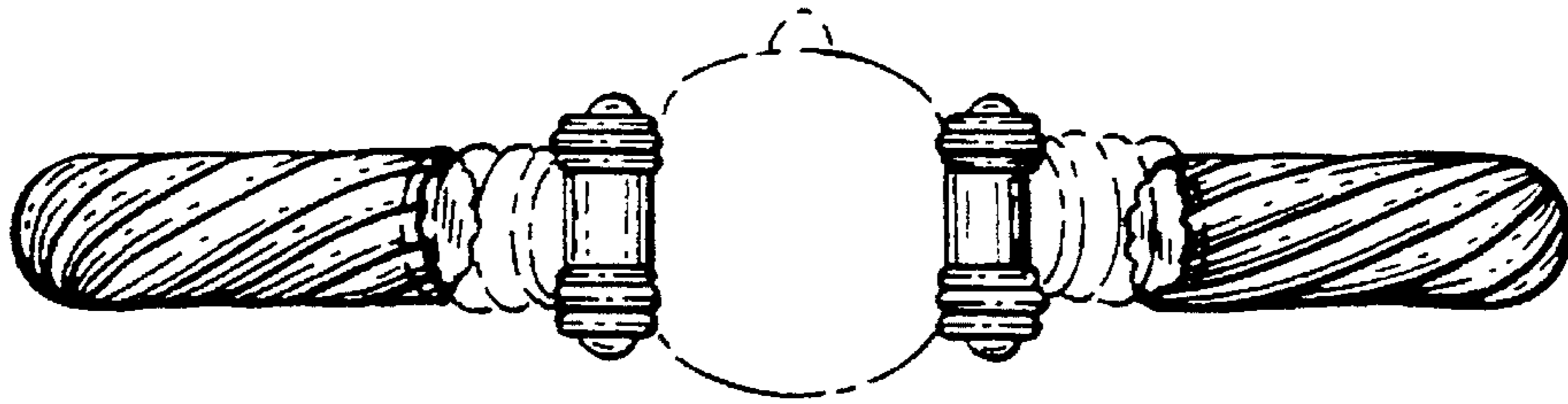


FIG. 3



FIG. 4


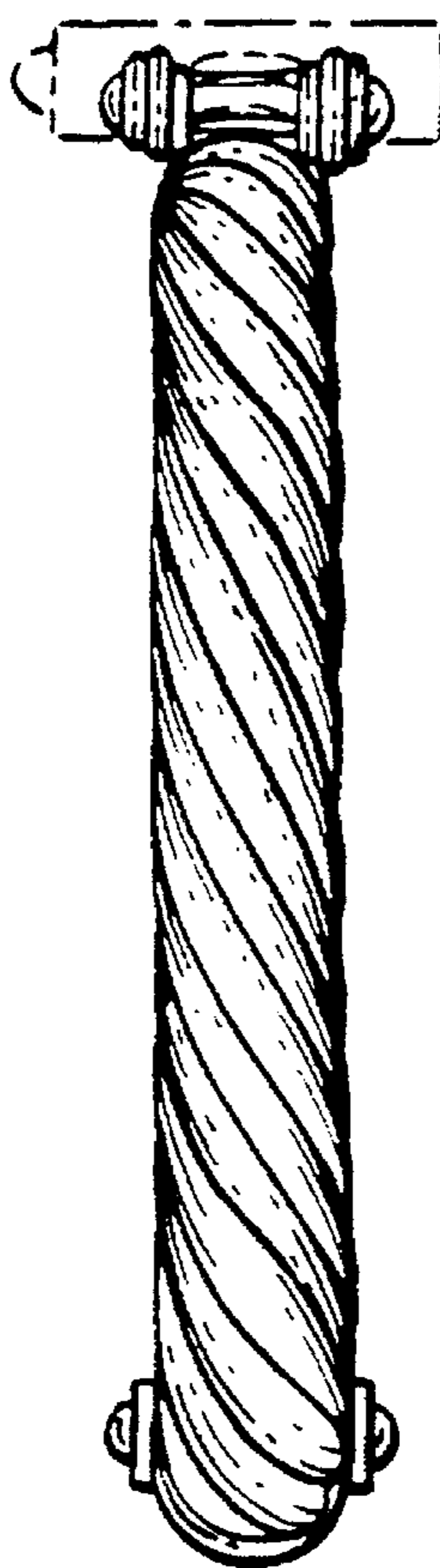


FIG. 5