



US00D371308S

United States Patent [19]

Wunderman

[11] Patent Number: **Des. 371,308**

[45] Date of Patent: ****Jul. 2, 1996**

[54] **WATCH**

[75] Inventor: **Severin S. Wunderman**, Irvine, Calif.

[73] Assignee: **Severin Montres AG (Severin Montres SA) (Severin Montres Ltd)**, Lengnau, Switzerland

[**] Term: **14 Years**

D. 300,513 4/1989 Tsukahara D10/30
 D. 361,285 8/1995 Bulgari D10/30 X
 D. 361,530 8/1995 Bulgari D10/30 X
 D. 361,945 9/1995 Errico D10/30 X

Primary Examiner—Nelson C. Holtje
Attorney, Agent, or Firm—Sughrue, Mion, Zinn, Macpeak & Seas

[21] Appl. No.: **39,744**

[22] Filed: **Jun. 5, 1995**

[57] CLAIM

The ornamental design for a watch, as shown.

[30] Foreign Application Priority Data

DESCRIPTION

Dec. 6, 1994 [XH] Hague Agreement DMA/002 719

[52] U.S. Cl. **D10/39; D10/30**

[58] Field of Search D10/1-40, 122-132;
 368/280-282, 276-277, 285

FIG. 1 is a perspective view of the front and one side of a watch showing my new design;
 FIG. 2 is a front elevational view thereof;
 FIG. 3 is a rear elevational view thereof;
 FIG. 4 is a side elevational view of said one side thereof;
 FIG. 5 is a side elevational view of the opposite side thereof;
 FIG. 6 is an end elevational view of one end thereof; and,
 FIG. 7 is an end elevational view of the opposite end thereof.

[56] References Cited

U.S. PATENT DOCUMENTS

D. 252,138 6/1979 Onodera D10/30

1 Claim, 4 Drawing Sheets




FIG. 1




FIG. 2




FIG. 3




FIG. 4




FIG. 5




FIG. 6




FIG. 7

