



US00D371307S

United States Patent [19]

Tomita et al.

[11] Patent Number: **Des. 371,307**

[45] Date of Patent: ****Jul. 2, 1996**

[54] **WRIST WATCH**

[75] Inventors: **Akemi Tomita**, Kawagoe, Japan;
Richard W. Seymour, Kingston upon
Thames; **David H. Powell**, Loxwood,
both of United Kingdom

[73] Assignee: **Casio Computer Co., Ltd.**, Tokyo,
Japan

[**] Term: **14 Years**

[21] Appl. No.: **35,892**

[22] Filed: **Mar. 8, 1995**

[30] **Foreign Application Priority Data**

Feb. 9, 1995 [JP] Japan 7-3306

[52] U.S. Cl. **D10/38**; D10/30

[58] Field of Search D10/1-40, 122-132;
368/280-282, 276-277, 285, 239-242,
82-84

[56] **References Cited**

U.S. PATENT DOCUMENTS

D. 287,470 12/1986 Houlihan D10/30

D. 349,247 8/1994 Sugita D10/30 X
D. 354,239 1/1995 Ishizaka D10/30 X
D. 360,589 7/1995 Houlihan D10/38 X
D. 361,041 8/1995 Houlihan D10/38 X

Primary Examiner—Nelson C. Holtje
Attorney, Agent, or Firm—Frishauf, Holtz, Goodman,
Langer & Chick

[57] **CLAIM**

The ornamental design for a wrist watch, as shown and described.

DESCRIPTION

FIG. 1 is a front elevational view of a wrist watch showing our new design;

FIG. 2 is a right side elevational view thereof, the left side elevational view being identical to the right side elevational view;

FIG. 3 is a top plan view thereof, the bottom plan view being identical to the top plan view;

FIG. 4 is a rear elevational view thereof; and,

FIG. 5 is a perspective view thereof.

1 Claim, 2 Drawing Sheets




FIG. 3

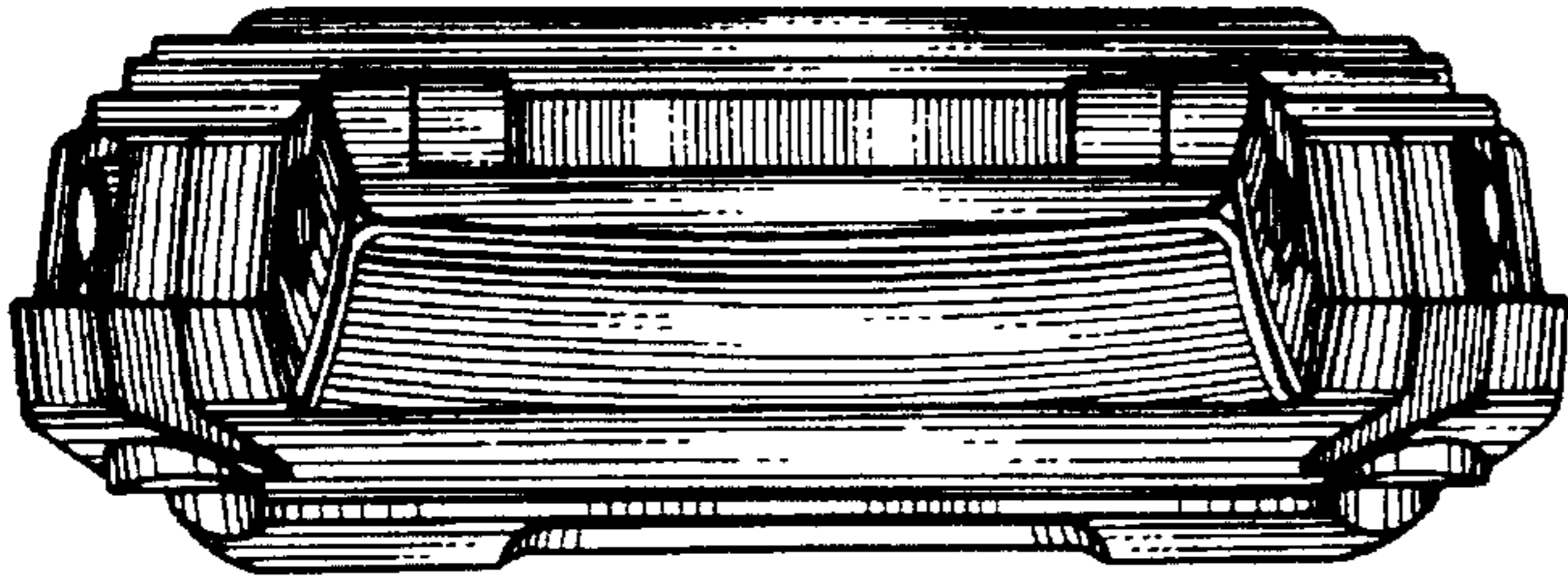


FIG. 1




FIG. 2

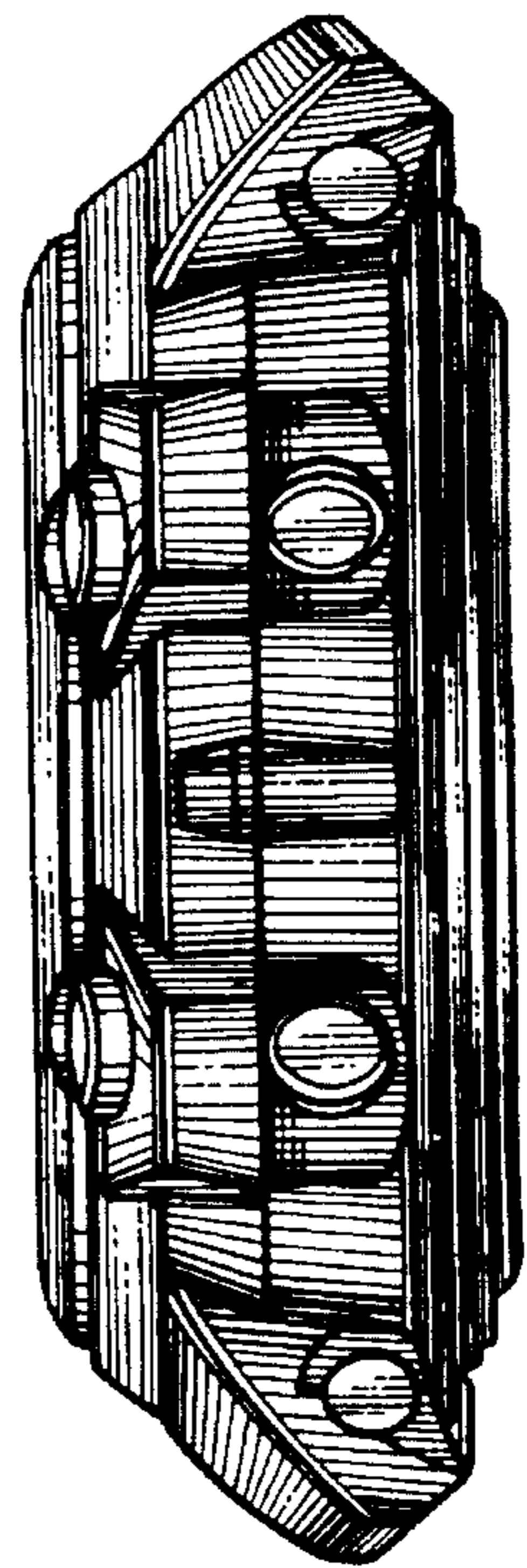


FIG. 4




FIG. 5

