



US00D371302S

United States Patent [19] Spirer

[11] Patent Number: **Des. 371,302**

[45] Date of Patent: ****Jul. 2, 1996**

[54] **DOWEL PUNCH**

5,181,644 1/1993 Ferrell .

[76] Inventor: **Steven E. Spirer**, 100B Oak St.,
Norwood, N.J. 07648

[**] Term: **14 Years**

[21] Appl. No.: **39,340**

[22] Filed: **May 25, 1995**

[52] U.S. Cl. **D8/47**

[58] Field of Search D8/14, 47, 98;
30/361, 366, 367; 81/436, 441, 44; 227/147

[56] **References Cited**

U.S. PATENT DOCUMENTS

D. 26,463	12/1896	Field	D8/47
843,655	2/1907	Starrett	30/367
1,575,582	3/1926	Joy .	
4,069,586	1/1978	Skelton	30/366 X
4,461,418	7/1984	Schaefer .	
4,562,948	1/1986	Floyd .	
4,733,812	3/1988	Lewis et al. .	
5,007,224	4/1991	Segneri .	
5,123,584	6/1992	Harrison .	

FOREIGN PATENT DOCUMENTS

531495	8/1955	Italy	30/367
53298	7/1911	Switzerland	30/367
320439	3/1957	Switzerland	30/367

Primary Examiner—Ted Shooman
Assistant Examiner—Richelle Shelton
Attorney, Agent, or Firm—Weingram & Zall

[57] **CLAIM**

The ornamental design for dowel punch, as shown and described.

DESCRIPTION

FIG. 1 is a perspective view of a dowel punch showing my new design;
FIG. 2 is a front elevational view thereof, the rear, right side and left side elevational views being identical;
FIG. 3 is a top plan view thereof; and,
FIG. 4 is a bottom plan view thereof.

1 Claim, 1 Drawing Sheet

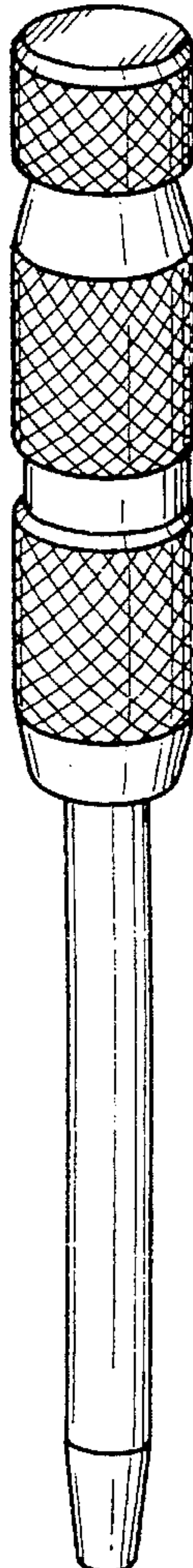


FIG. 1

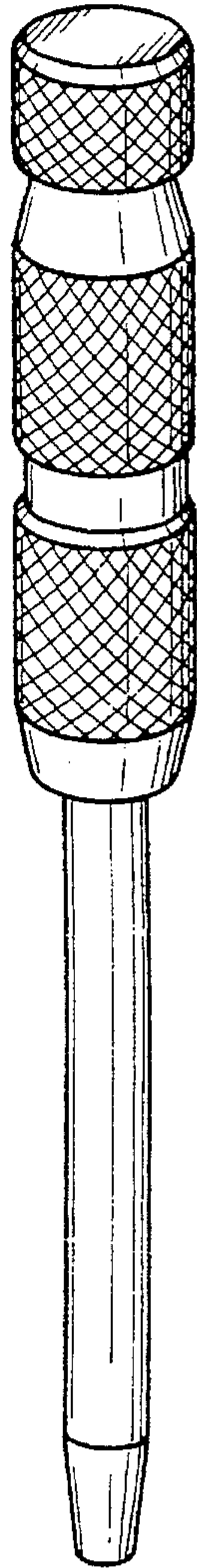


FIG. 2




FIG. 3

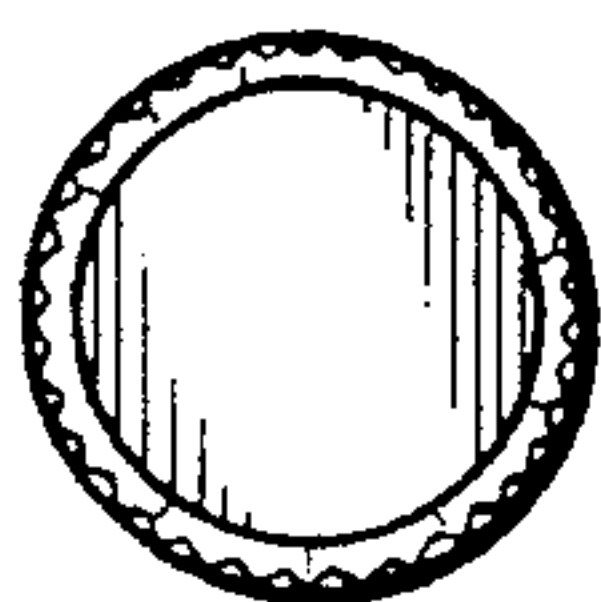


FIG. 4

