



US00D371291S

**United States Patent** [19]  
**Ainscough**

[11] **Patent Number: Des. 371,291**

[45] **Date of Patent: \*\*Jul. 2, 1996**

[54] **PULL**

[75] Inventor: **Frances G. H. Ainscough, McHenry, Ill.**

[73] Assignee: **Newell Operating Company, Freeport, Ill.**

[\*\*] Term: **14 Years**

[21] Appl. No.: **26,677**

[22] Filed: **Aug. 3, 1994**

[52] U.S. Cl. .... **D8/315; D8/318**

[58] Field of Search ..... **D8/300, 305, 315-320; 16/110 R, 111 R, 125**

[56] **References Cited**

**U.S. PATENT DOCUMENTS**

- D. 186,762 12/1959 Heyer ..... D8/318
- D. 197,959 4/1964 Heyer ..... D8/318

**OTHER PUBLICATIONS**

Phylrich International Cat. 61, ©1965; p. 56C; Pull 104/2.  
Acme Hardware Co. Cat. 67-68; ©1965; p. 42; Pull 12/510  
ARN.

*Primary Examiner*—B. J. Bullock  
*Attorney, Agent, or Firm*—Foley & Lardner

[57] **CLAIM**

The ornamental design for a pull, as shown and described.

**DESCRIPTION**

FIG. 1 is a perspective view of a pull showing my new design;

FIG. 2 is an enlarged top view thereof;

FIG. 3 is a front view thereof;

FIG. 4 is a bottom view thereof;

FIG. 5 is a rear view thereof;

FIG. 6 is a left end view thereof; and,

FIG. 7 is a right end view thereof.

**1 Claim, 1 Drawing Sheet**

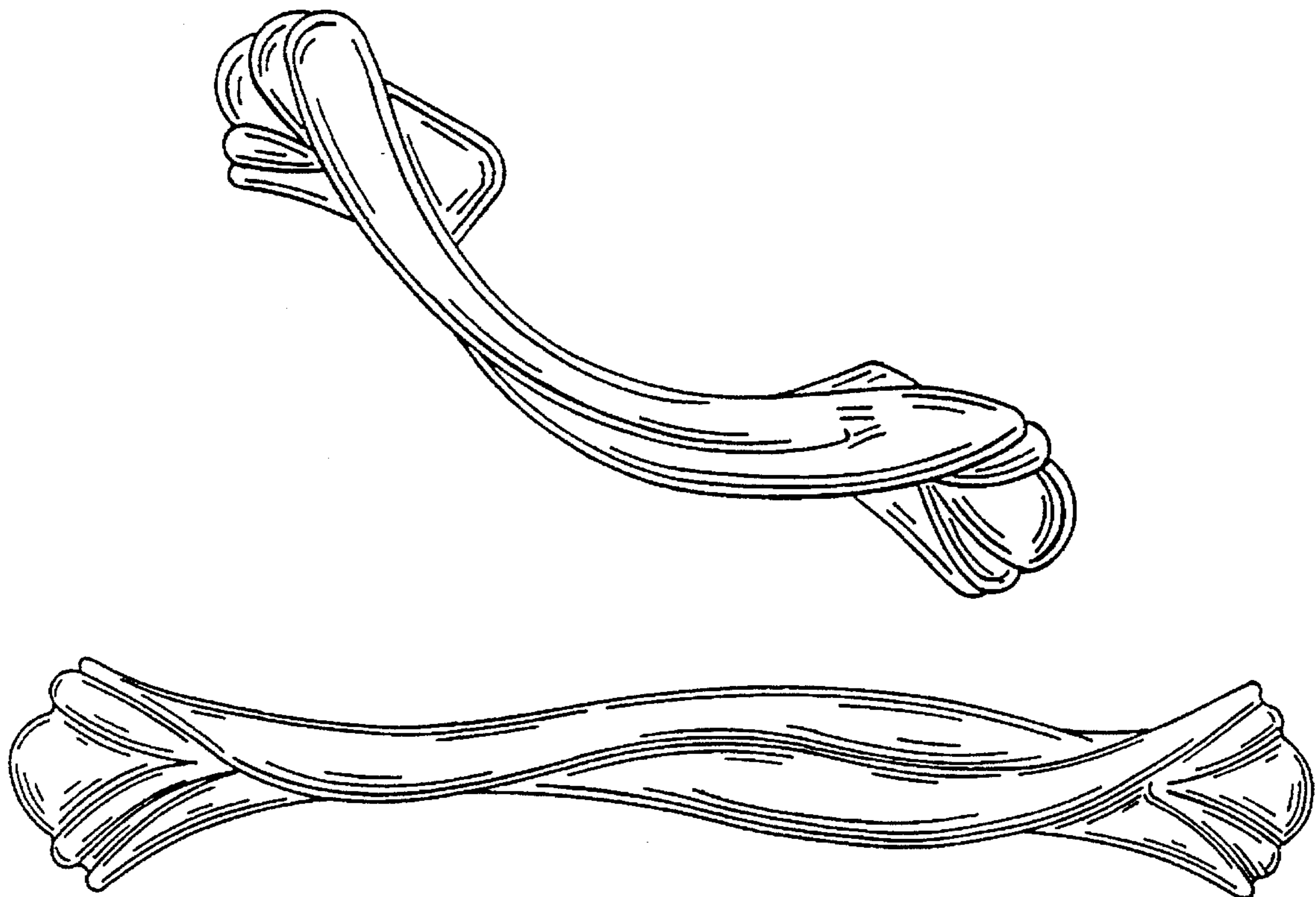


FIG. 1

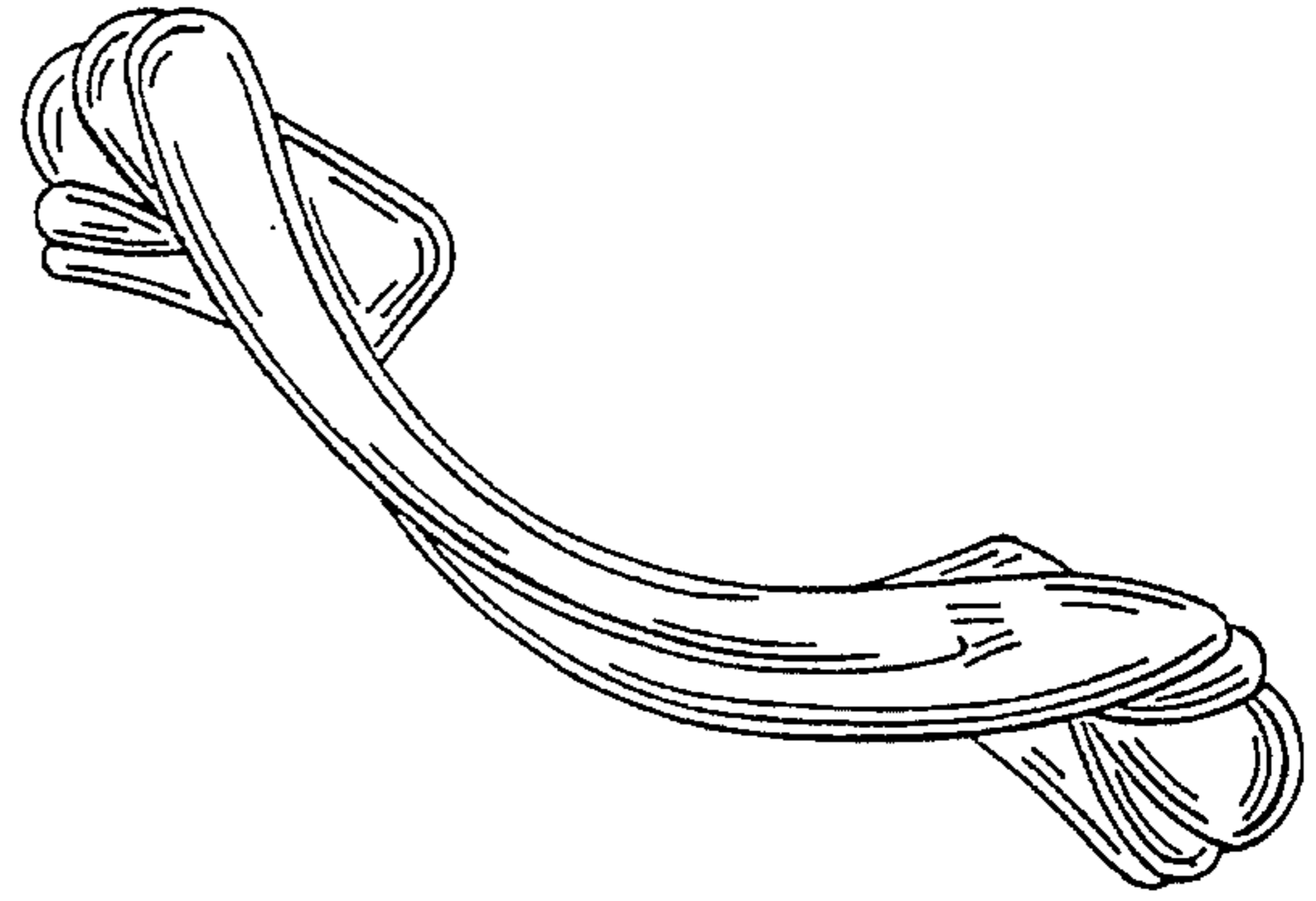


FIG. 2




FIG. 3

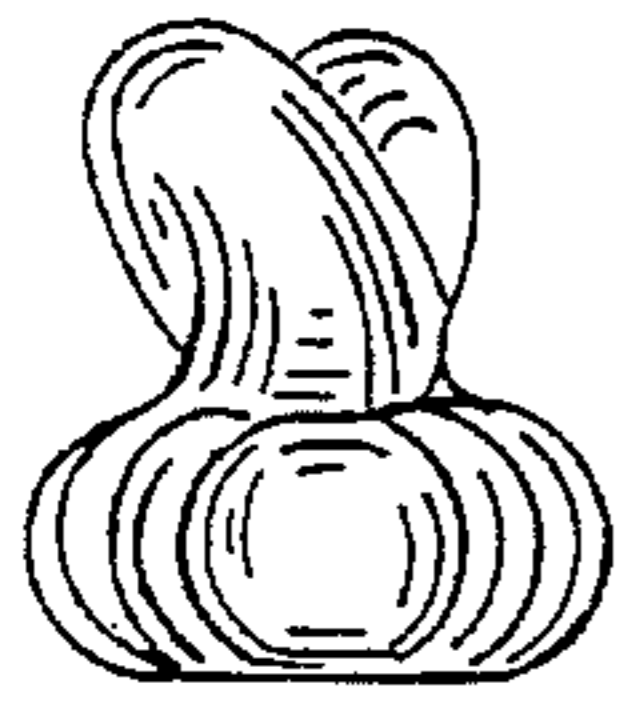


FIG. 6

FIG. 4

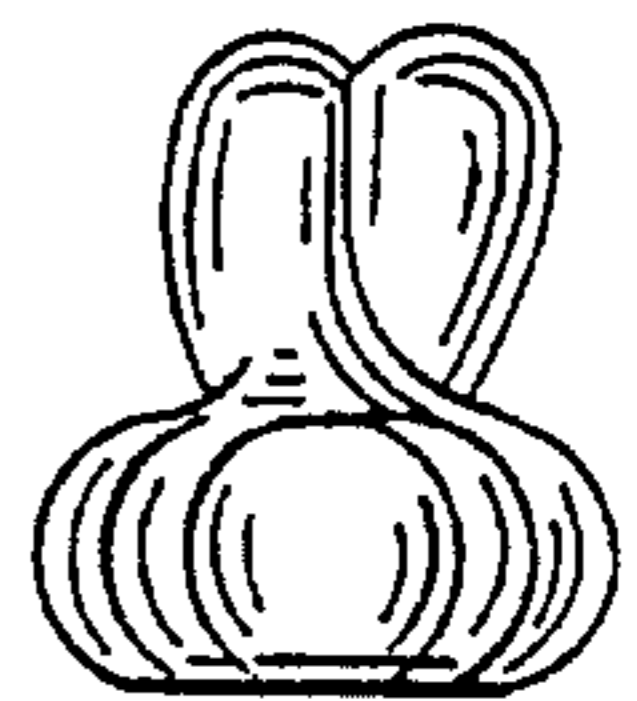


FIG. 7

FIG. 5

