



US00D371289S

**United States Patent** [19]  
**Huang**

[11] **Patent Number: Des. 371,289**

[45] **Date of Patent: \*\*Jul. 2, 1996**

[54] **KNIFE-HANDLE**

[76] Inventor: **Kuo-Tai Huang**, No. 20, Kung Shang Road, Wu Ku Hsiang, Taipei Hsien, Taiwan

[\*\*] Term: **14 Years**

[21] Appl. No.: **38,397**

[22] Filed: **May 4, 1995**

[52] U.S. Cl. .... **D8/107**; D8/99

[58] Field of Search ..... D8/98, 99, 104, D8/105, 107; D26/38; D22/118; 30/123, 124; 362/119, 120, 109; 7/118

[56] **References Cited**

**U.S. PATENT DOCUMENTS**

D. 173,323	10/1954	Polk	.....	D8/99
D. 272,513	2/1984	Kagebayashi	.....	D8/99
D. 347,374	5/1994	Sakai	.....	D8/99
D. 356,019	3/1995	Sakai	.....	D8/99
5,442,529	8/1995	Hoover	.....	7/118

**OTHER PUBLICATIONS**

Fighting Knives Catalog, 1992, p. 42, Spyderco Knife.  
Knives 91 Book, p. 174, Puma & Gutman Knives.  
Atlanta Cutlery Catalog, 1994, p. 3.

*Primary Examiner*—Philip S. Hyder  
*Attorney, Agent, or Firm*—Bacon & Thomas

[57] **CLAIM**

The ornamental design for a knife-handle, as shown and described.

**DESCRIPTION**

FIG. 1 is a front, top and right side perspective view of a knife-handle showing my new design;

FIG. 2 is a front elevational view thereof;

FIG. 3 is a side elevational view thereof;

FIG. 4 is an elevational view of the side opposite to FIG. 3;

FIG. 5 is a rear elevational view thereof;

FIG. 6 is a top plan view thereof; and,

FIG. 7 is a bottom plan view thereof.

The broken line showing of a blade and a ring in FIG. 1 is for illustrative purposes only and forms no part of the claimed design.

**1 Claim, 3 Drawing Sheets**





FIG. 1

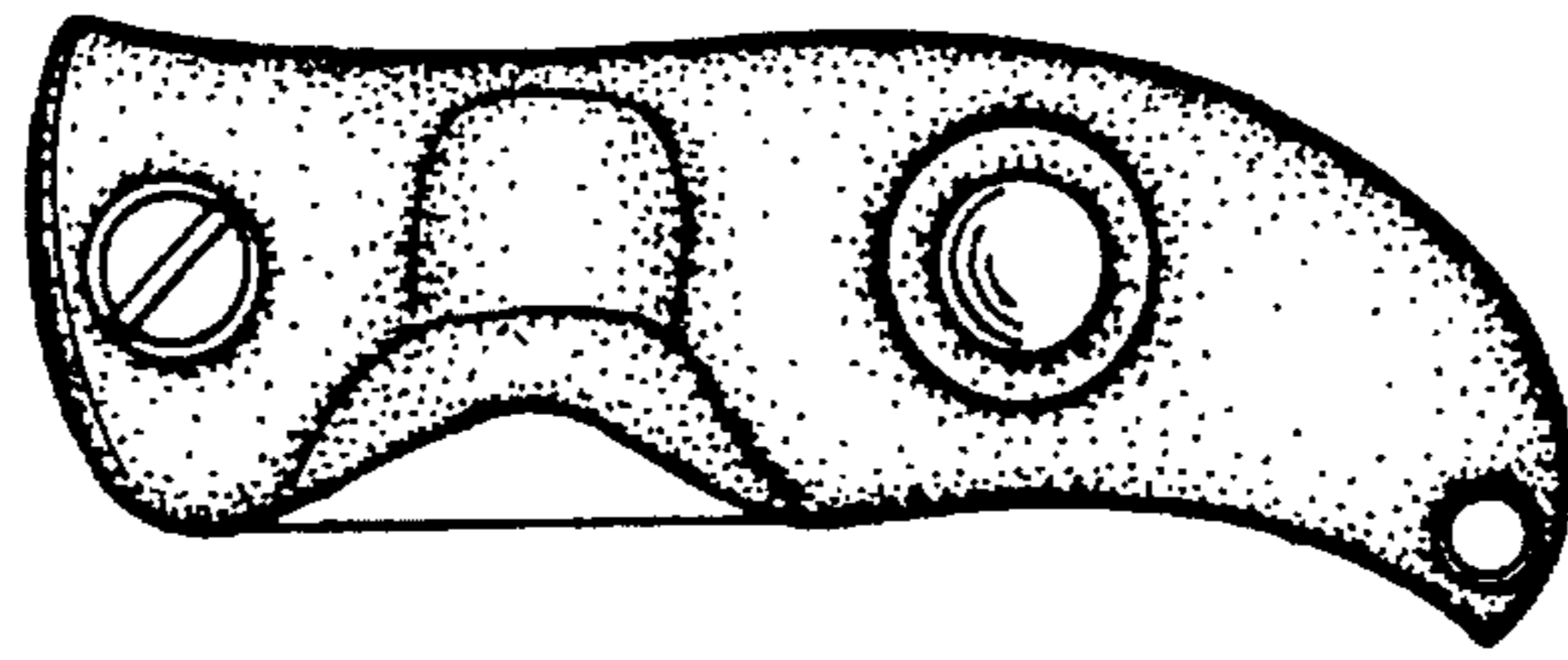


FIG. 2

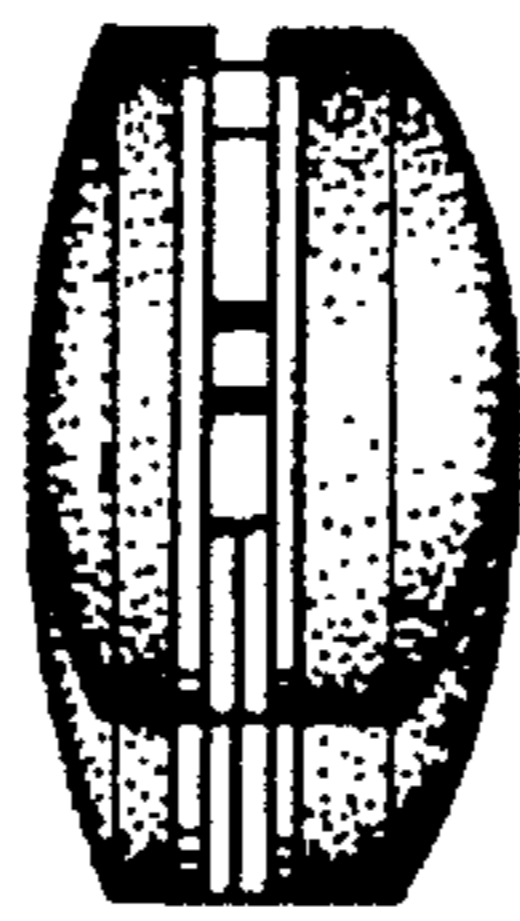


FIG. 3

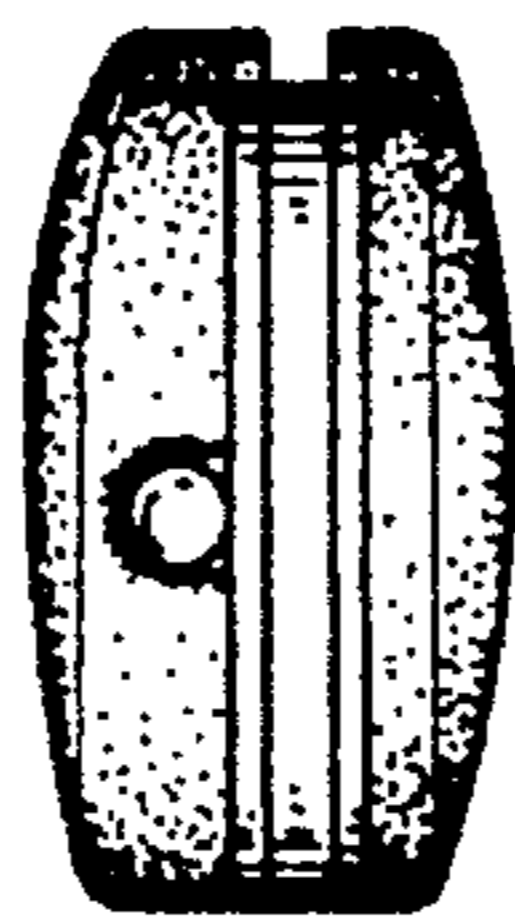


FIG. 4

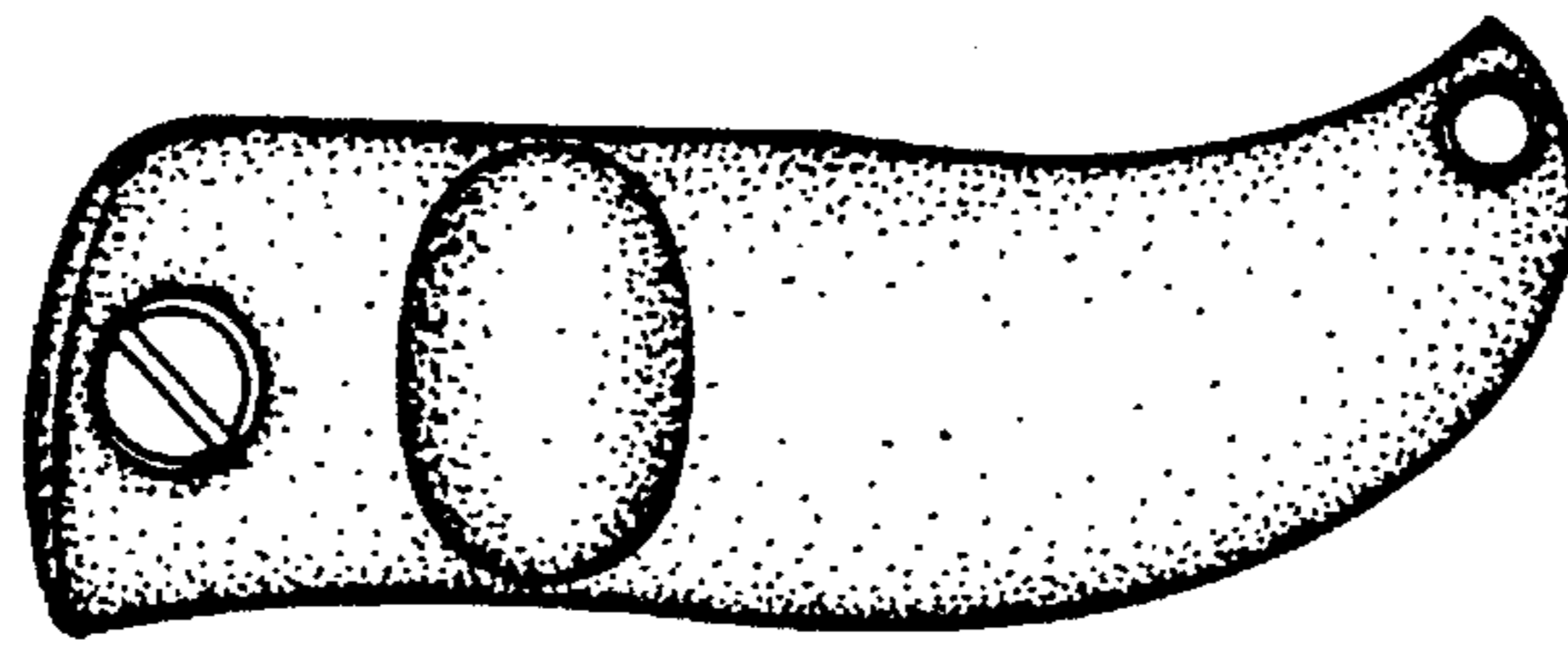


FIG. 5



FIG. 6

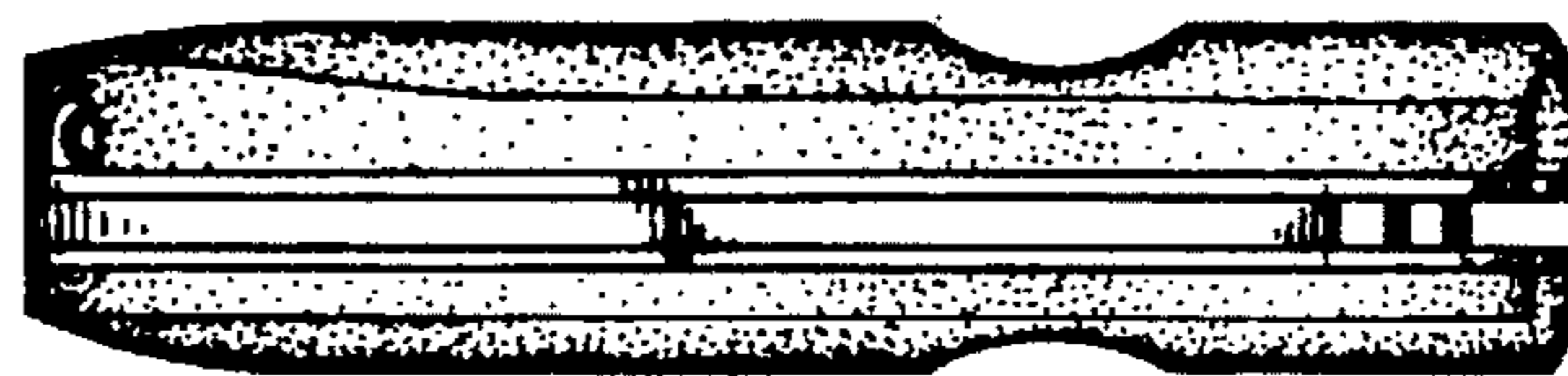


FIG. 7