



US00D371267S

United States Patent [19]
Ivy

[11] **Patent Number:** **Des. 371,267**
[45] **Date of Patent:** ****Jul. 2, 1996**

[54] **SEAT CUSHION**

[76] **Inventor:** **Patty A. Ivy**, 14 Newberry La., Alma, Ak. 72921

[**] **Term:** **14 Years**

[21] **Appl. No.:** **25,670**

[22] **Filed:** **Jul. 7, 1994**

[52] **U.S. Cl.** **D6/599**; D6/601

[58] **Field of Search** D6/595, 596, 601, D6/500-502; 297/452.23, 452.25, 452.26; 5/648, 652, 653; D23/303, 304

[56] **References Cited**

U.S. PATENT DOCUMENTS

D. 143,012	11/1945	Maibach	D6/599
2,582,439	1/1952	Kavanagh	297/452.41
3,393,012	7/1968	Chancellor, Jr.	297/452.26

Primary Examiner—Lisa P. Lichtenstein
Attorney, Agent, or Firm—Michael I. Kroll

[57] **CLAIM**

The ornamental design for a seat cushion, as shown and described.

DESCRIPTION

FIG. 1 is a top perspective view of a seat cushion showing my new design;

FIG. 2 is a front elevation view of a seat cushion showing my new design;

FIG. 3 is a rear elevational view of a seat cushion showing my new design;

FIG. 4 is a top plan view of a seat cushion showing my new design;

FIG. 5 is a side elevational view of a seat cushion (both side elevational views being the same) showing my new design; and,

FIG. 6 is a bottom plan view of a seat cushion showing my new design.

1 Claim, 2 Drawing Sheets

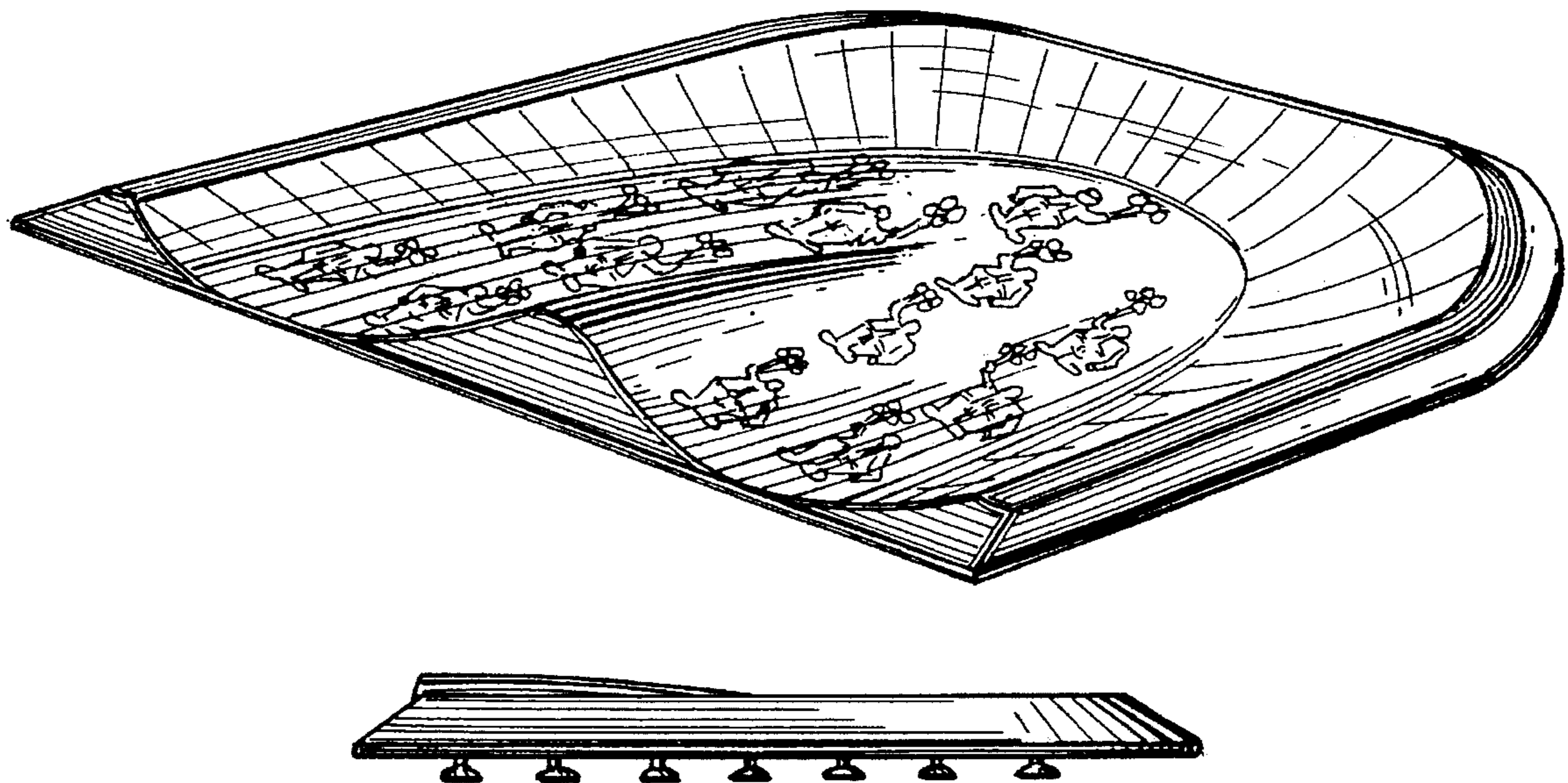


Fig. 1





Fig. 2



Fig. 3

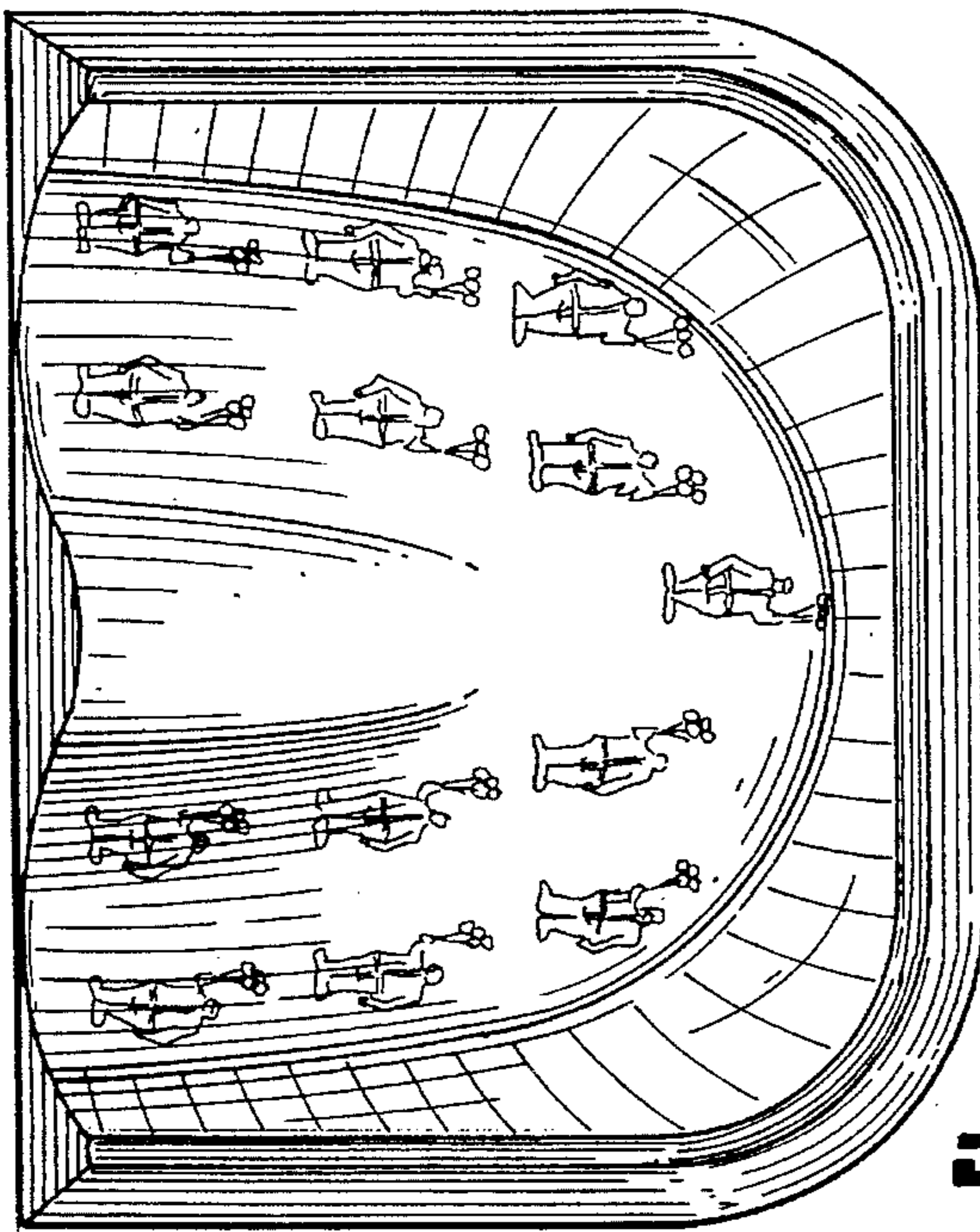


Fig. 4



Fig. 5

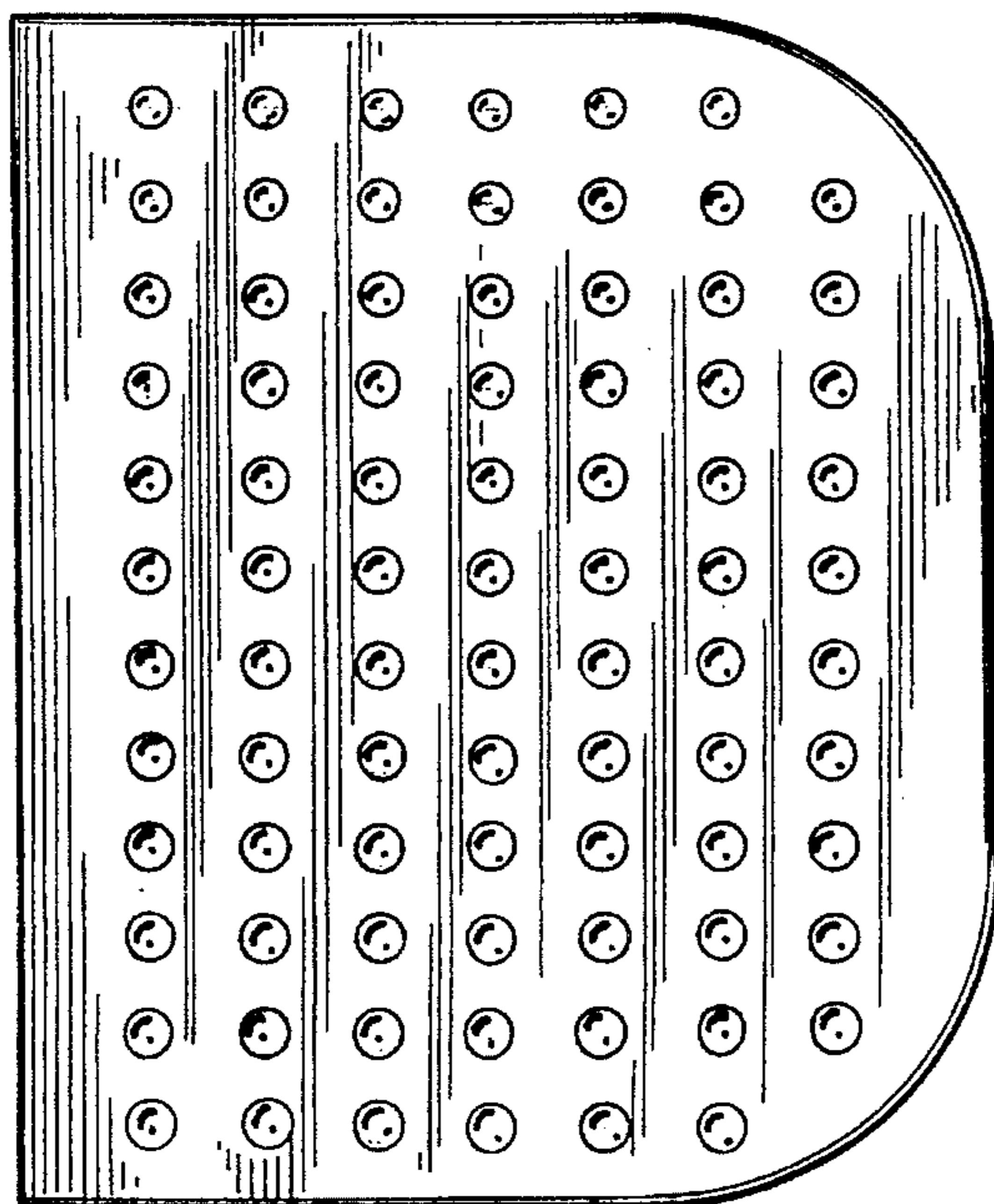


Fig. 6