



US00D371240S

United States Patent [19]

[11] Patent Number: **Des. 371,240**

Millner

[45] Date of Patent: ****Jul. 2, 1996**

[54] **INTERDENTAL TOOTHCLEANER HOLDER FOR VIBRATING HANDLE**

Attorney, Agent, or Firm—Donald S. Cohen

[76] Inventor: **Don E. Millner**, 212 Bruce Rd., Washington Crossing, Pa. 18977

[57] **CLAIM**

The ornamental design for an interdental toothcleaner holder for vibrating handle, as shown and described.

[**] Term: **14 Years**

DESCRIPTION

[21] Appl. No.: **37,058**

FIG. 1 is a perspective view of the interdental toothcleaner holder;

[22] Filed: **Apr. 3, 1995**

FIG. 2 is a top end and view of the interdental toothcleaner holder;

[52] U.S. Cl. **D4/101**; D24/146

[58] **Field of Search** D4/101, 104–112; D24/146, 152, 154; 15/22.1, 143.1, 159.1, 160, 167.1, 167.2, 176.1; 433/125, 147

FIG. 3 is a view of one side of the interdental toothcleaner holder;

FIG. 4 is a bottom view of the interdental toothcleaner holder;

[56] **References Cited**

U.S. PATENT DOCUMENTS

D. 315,059	3/1991	Schneider	D4/104
3,559,226	2/1971	Burns	15/167.1
4,222,143	9/1980	Tarrson et al.	15/167.1 X
4,387,479	6/1983	Kigyos	15/167.1
5,123,841	6/1992	Millner	433/125
5,331,708	7/1994	Ponzini	15/167

FIG. 5 is a view of the other side of the interdental toothcleaner holder;

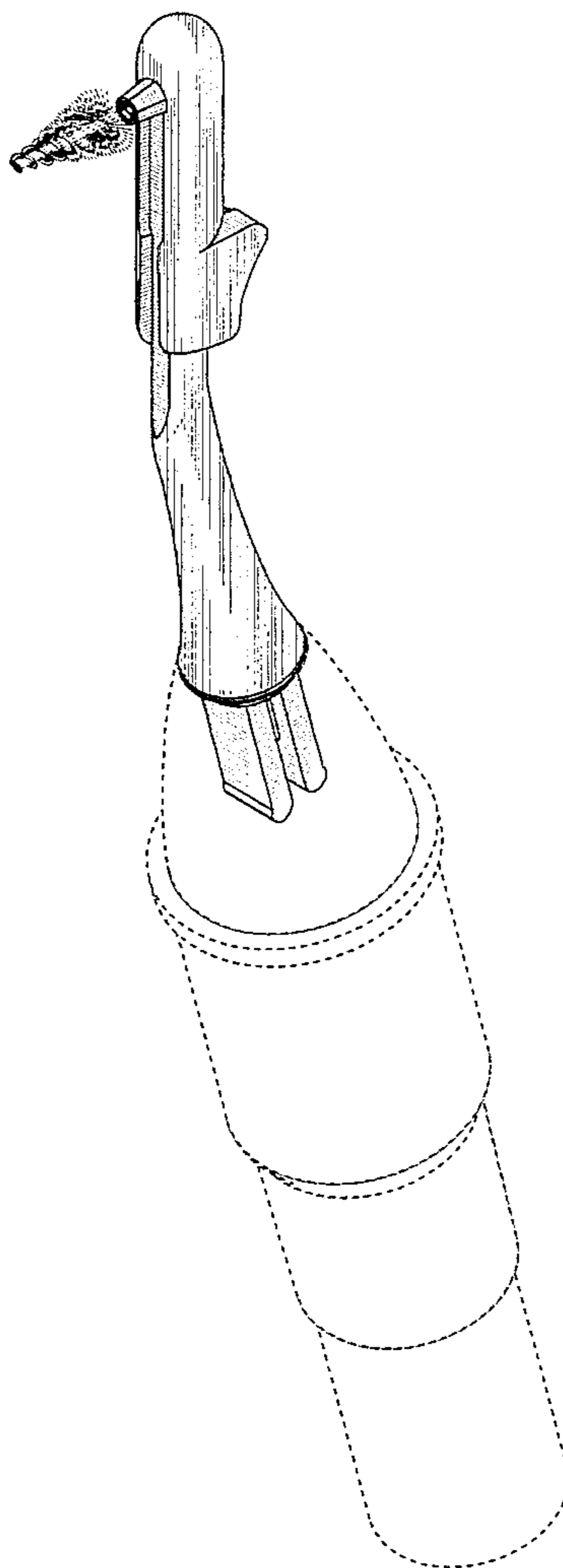
FIG. 6 is a top plan view of the interdental toothcleaner holder; and,

FIG. 7 is a bottom end view of the interdental toothcleaner holder.

The broken lines are for illustrative purposes only and form no part of the claimed design.

Primary Examiner—A. Hugo Word
Assistant Examiner—Lavone Tabor

1 Claim, 2 Drawing Sheets



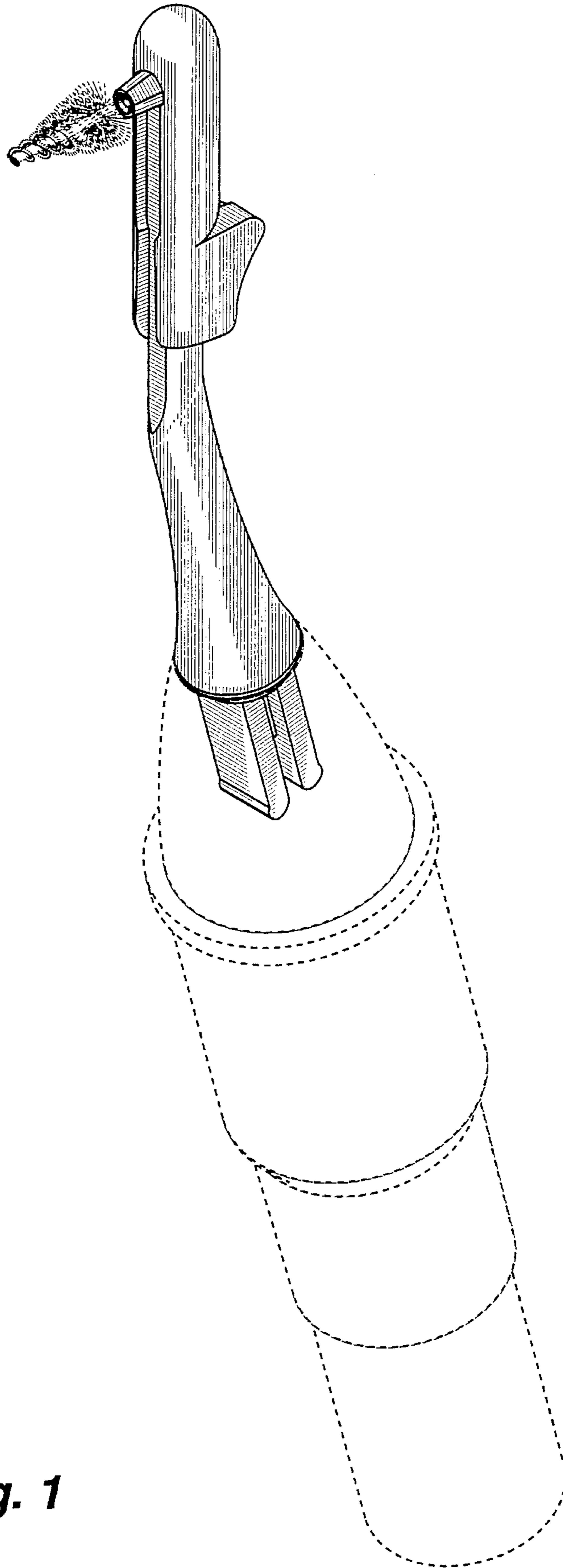


Fig. 1

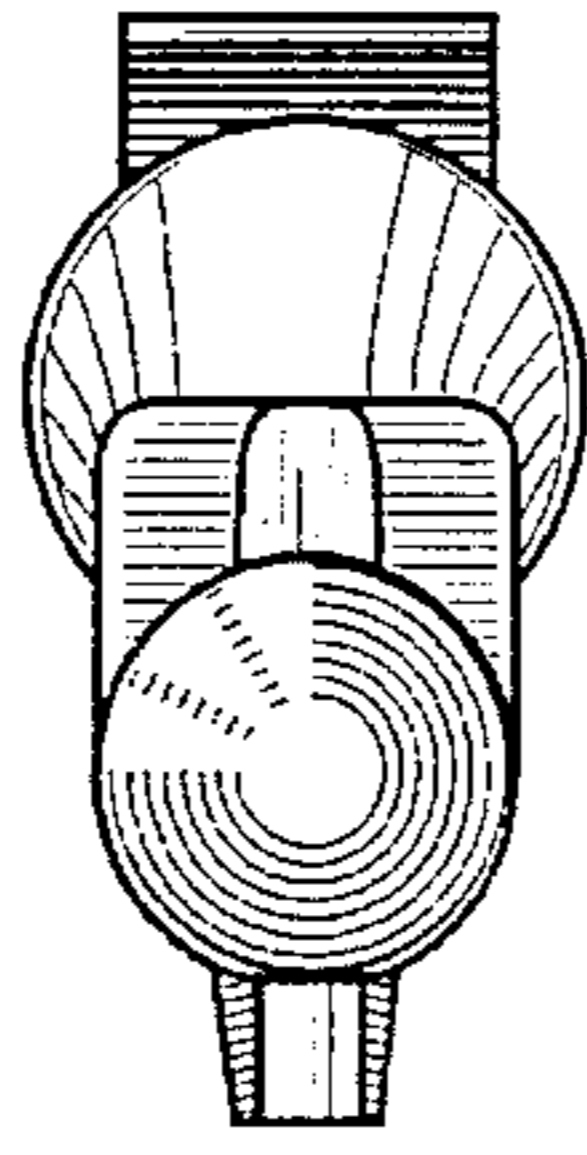


FIG. 2

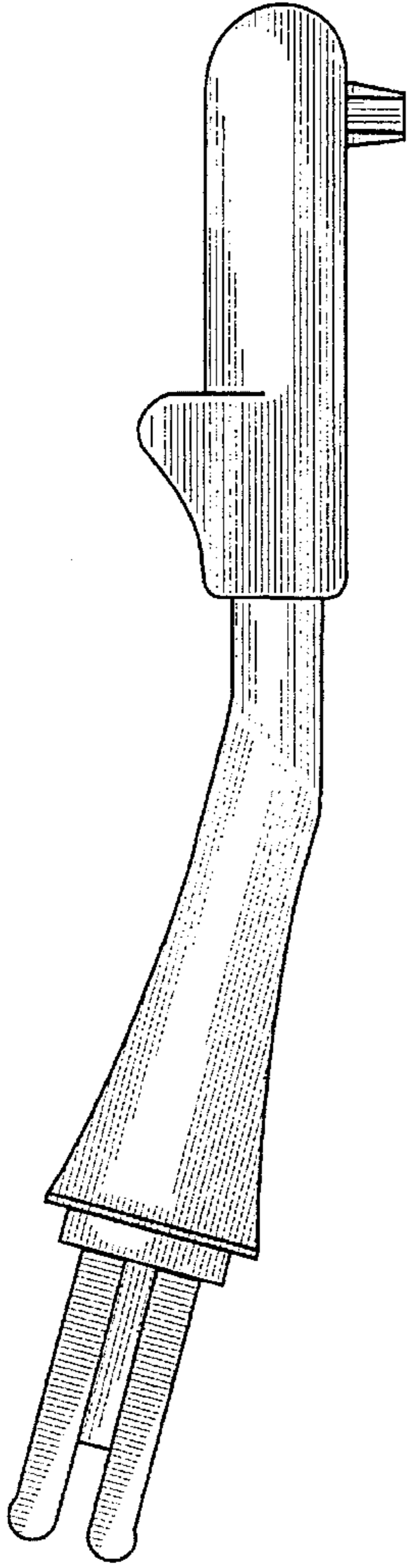


FIG. 3




FIG. 4

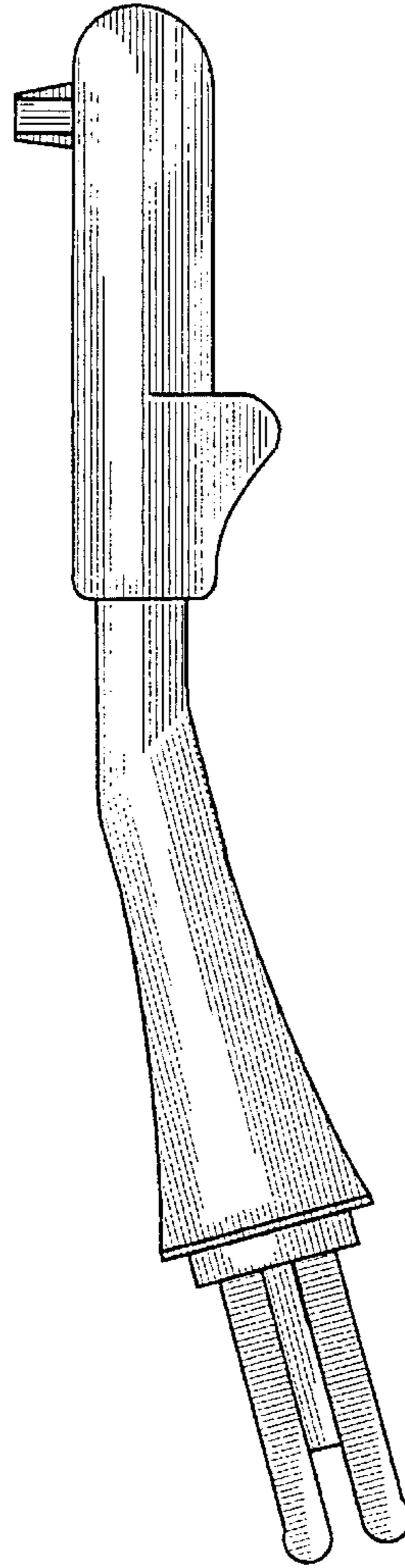


FIG. 5

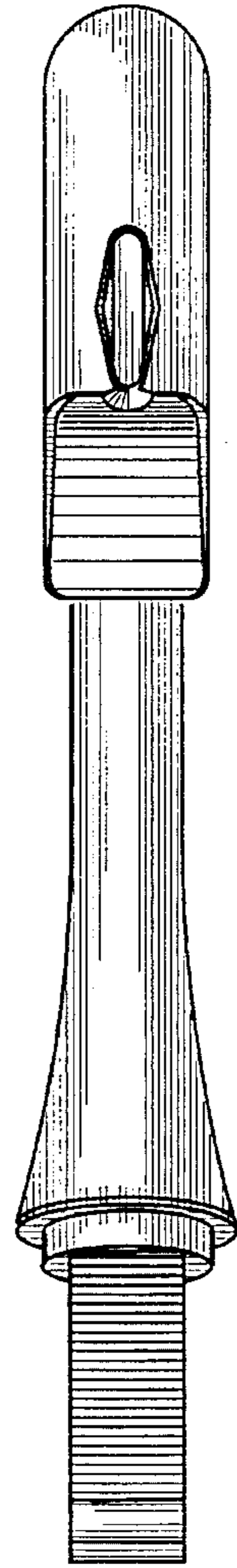


FIG. 6

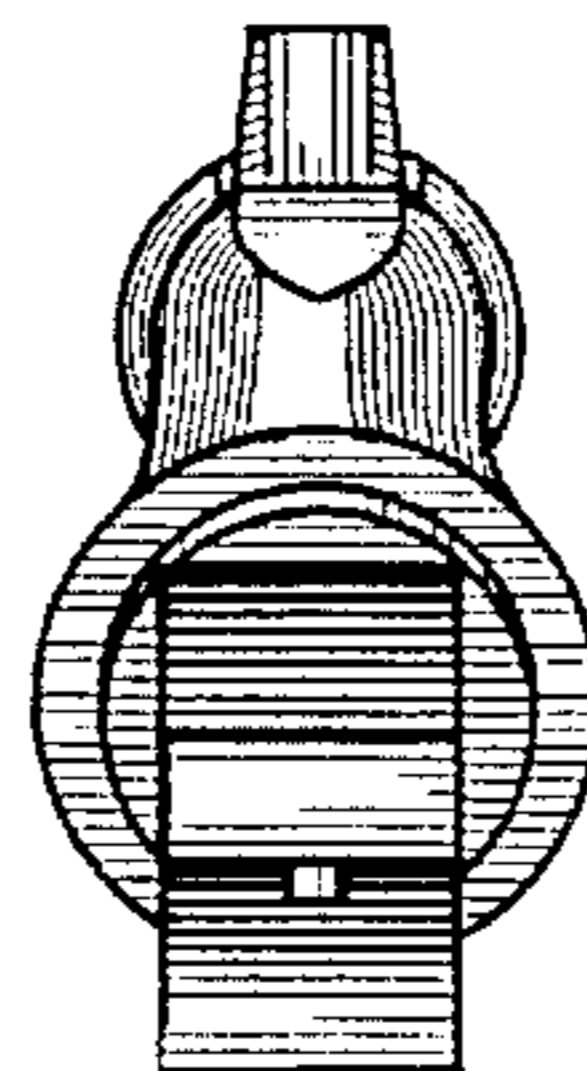


FIG. 7