



US00D371233S

**United States Patent** [19]  
**Kelly**

[11] **Patent Number:** **Des. 371,233**

[45] **Date of Patent:** **\*\*Jul. 2, 1996**

[54] **THREAD SPOOL HOLDER**

[76] Inventor: **Martha A. Kelly**, 1125 Comal Dr.,  
Corpus Christi, Tex. 78407-1105

[\*\*] Term: **14 Years**

[21] Appl. No.: **39,150**

[22] Filed: **May 22, 1995**

[52] U.S. Cl. .... **D3/25**

[58] Field of Search ..... **D3/23-26; 223/106,**  
**223/107; 242/127**

[56] **References Cited**

**U.S. PATENT DOCUMENTS**

D. 189,777	2/1961	Traum .....	D3/25
D. 195,666	7/1963	Sheline .....	D3/25
D. 216,758	3/1970	Di Piero .....	D3/25
5,040,708	8/1991	Blair et al. ....	223/106

*Primary Examiner*—Ralf Seifert  
*Attorney, Agent, or Firm*—Harpman & Harpman

[57] **CLAIM**

The ornamental design for thread spool holder, as shown and described.

**DESCRIPTION**

FIG. 1 is a front, top and side perspective view of thread spool holder showing my new design;

FIG. 2 is a front elevational view thereof;

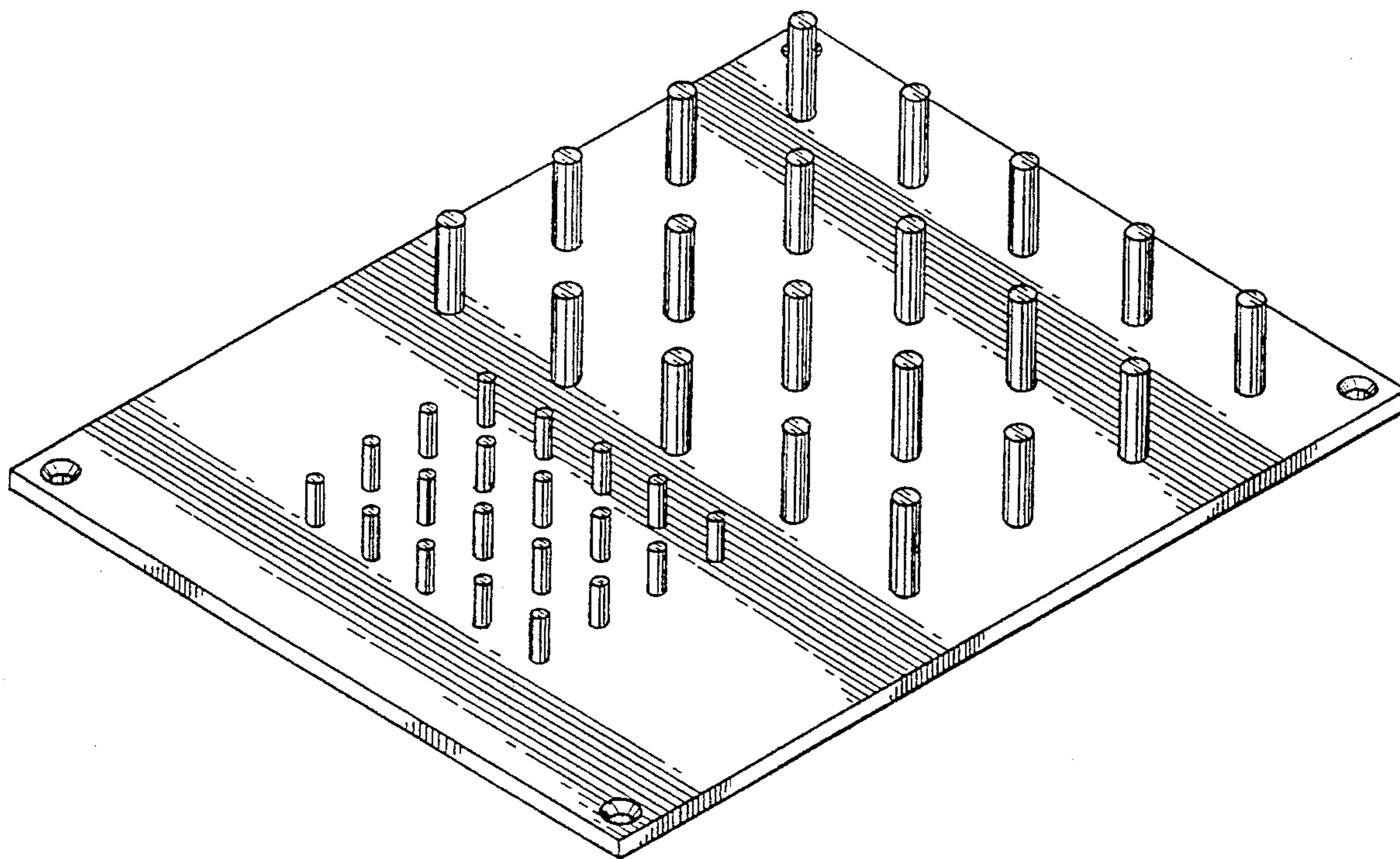
FIG. 3 is a rear elevational view thereof;

FIG. 4 is a side elevational view thereof, the side opposite being a mirror image of the side shown in FIG. 4;

FIG. 5 is a top plan view thereof; and,

FIG. 6 is a bottom plan view thereof.

**1 Claim, 2 Drawing Sheets**



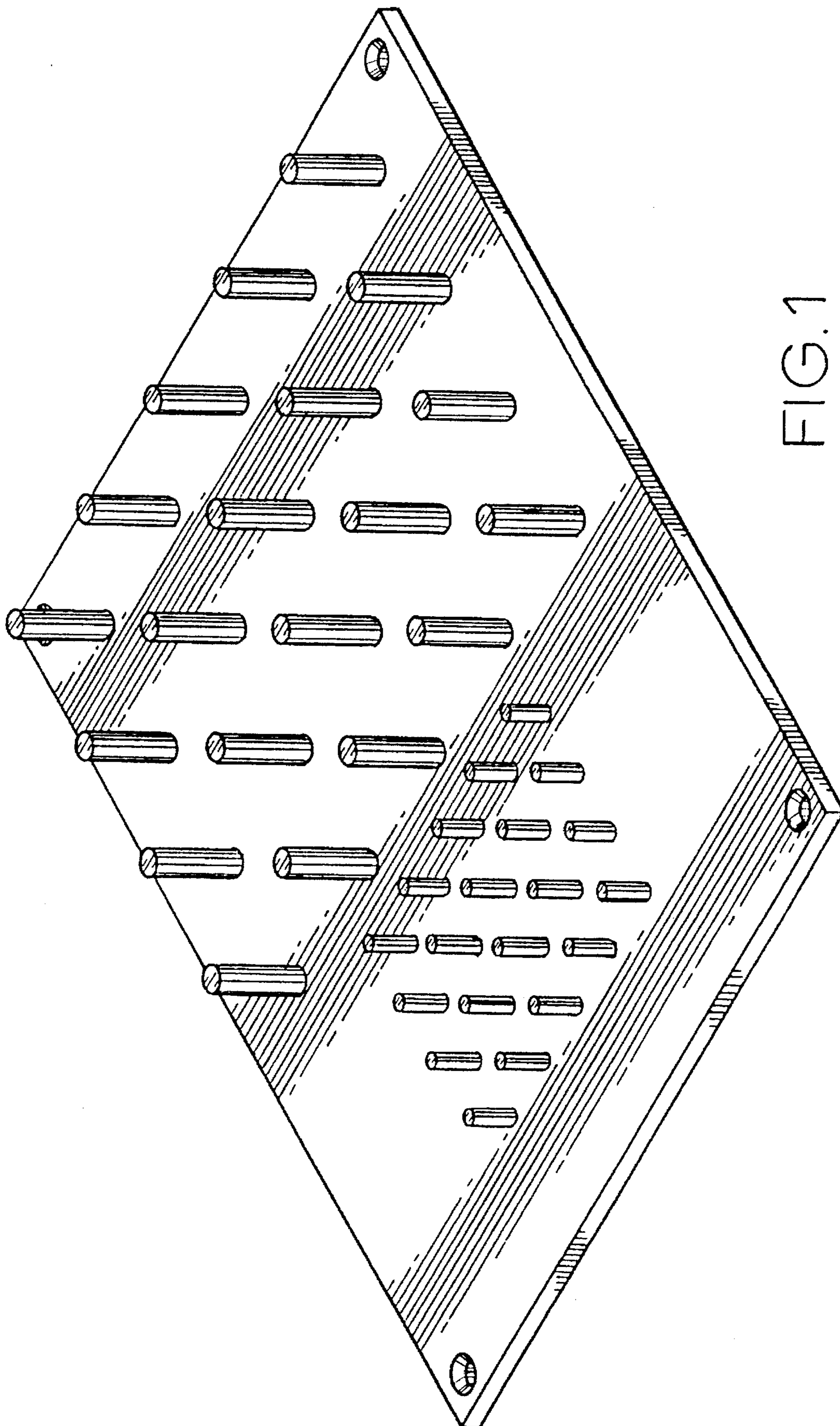


FIG. 1



FIG. 2

FIG. 3

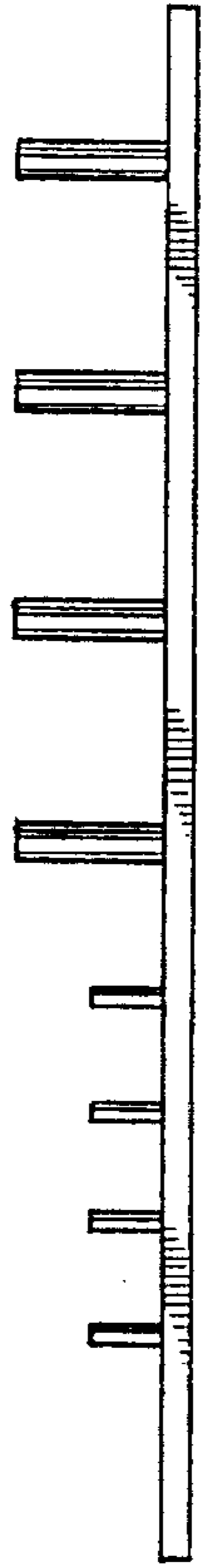


FIG. 4

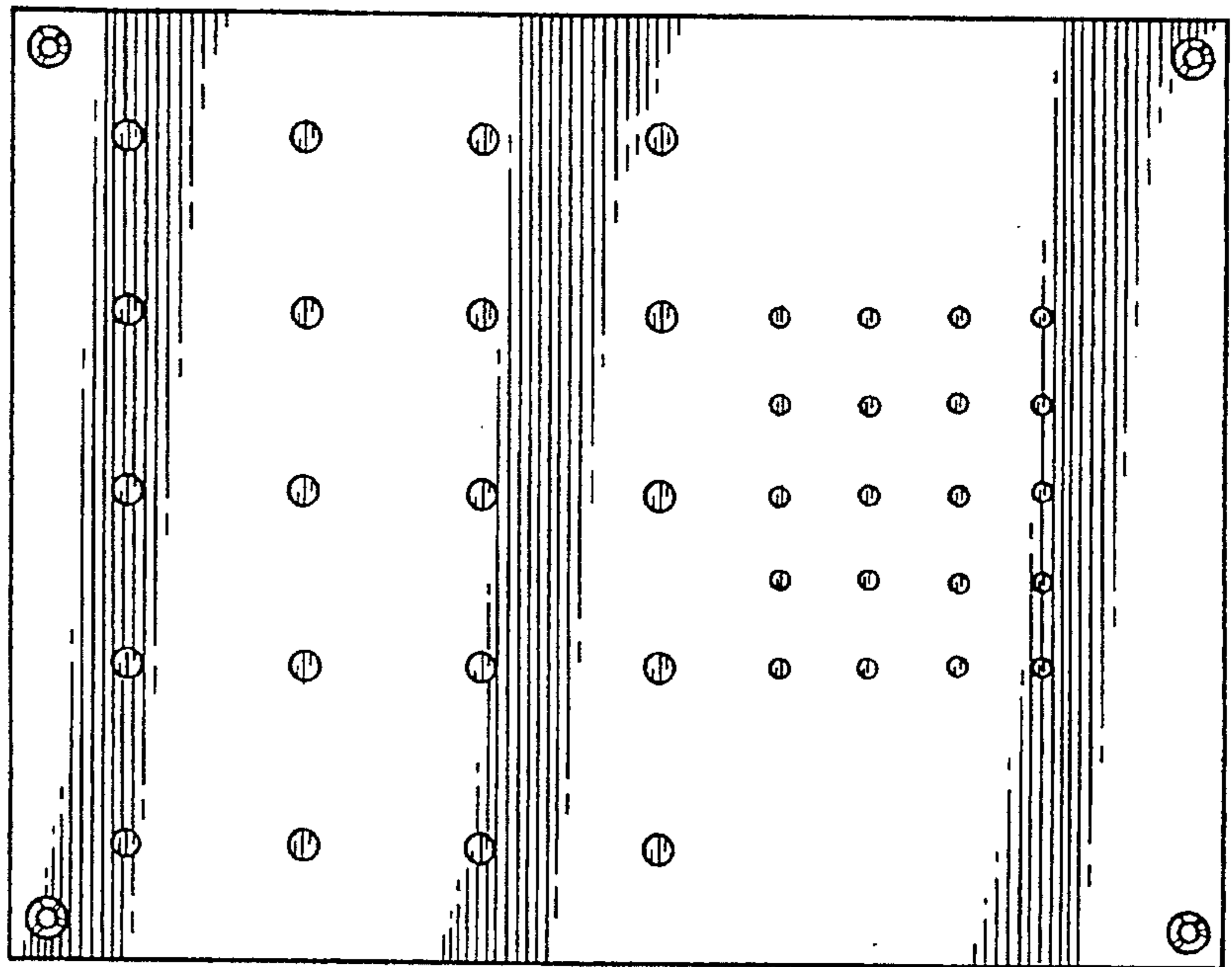


FIG. 5




FIG. 6