



US00D371232S

United States Patent [19]
Fleming

[11] **Patent Number: Des. 371,232**
[45] **Date of Patent: **Jul. 2, 1996**

[54] **COMBINED SWEAT PAD AND GARMENT CLIP**

4,705,086 11/1987 O'Neill 150/134

FOREIGN PATENT DOCUMENTS

[76] Inventor: **Leo J. Fleming**, 3228 Sappington Pl.,
Fort Worth, Tex. 76116

417500 8/1925 Germany 2/55
2432880 1/1976 Germany 24/67.9

[**] Term: **14 Years**

Primary Examiner—Sandra L. Morris
Assistant Examiner—C. Tuttle

[21] Appl. No.: **10,507**

[57] **CLAIM**

[22] Filed: **Jul. 8, 1993**

The ornamental design for a combined sweat pad and garment clip, as shown and described.

[52] **U.S. Cl.** **D2/853**; D2/856; D2/860;
D2/894; D2/899

DESCRIPTION

[58] **Field of Search** D2/856, 860, 853,
D2/999, 894; D8/371, 373, 394-395; 2/53,
56, 267, 422; 24/3 R, 3 H, 3 L, 306, 903,
907, DIG. 9, 67.9, 67.11; D3/215-221;
D29/100, 121; D24/108, 124, 127, 128;
224/901, 904, 907, 182, 191, 242, 247,
252, 253, 268, 269, 271; 15/208, 209.1,
244.1, 244.4


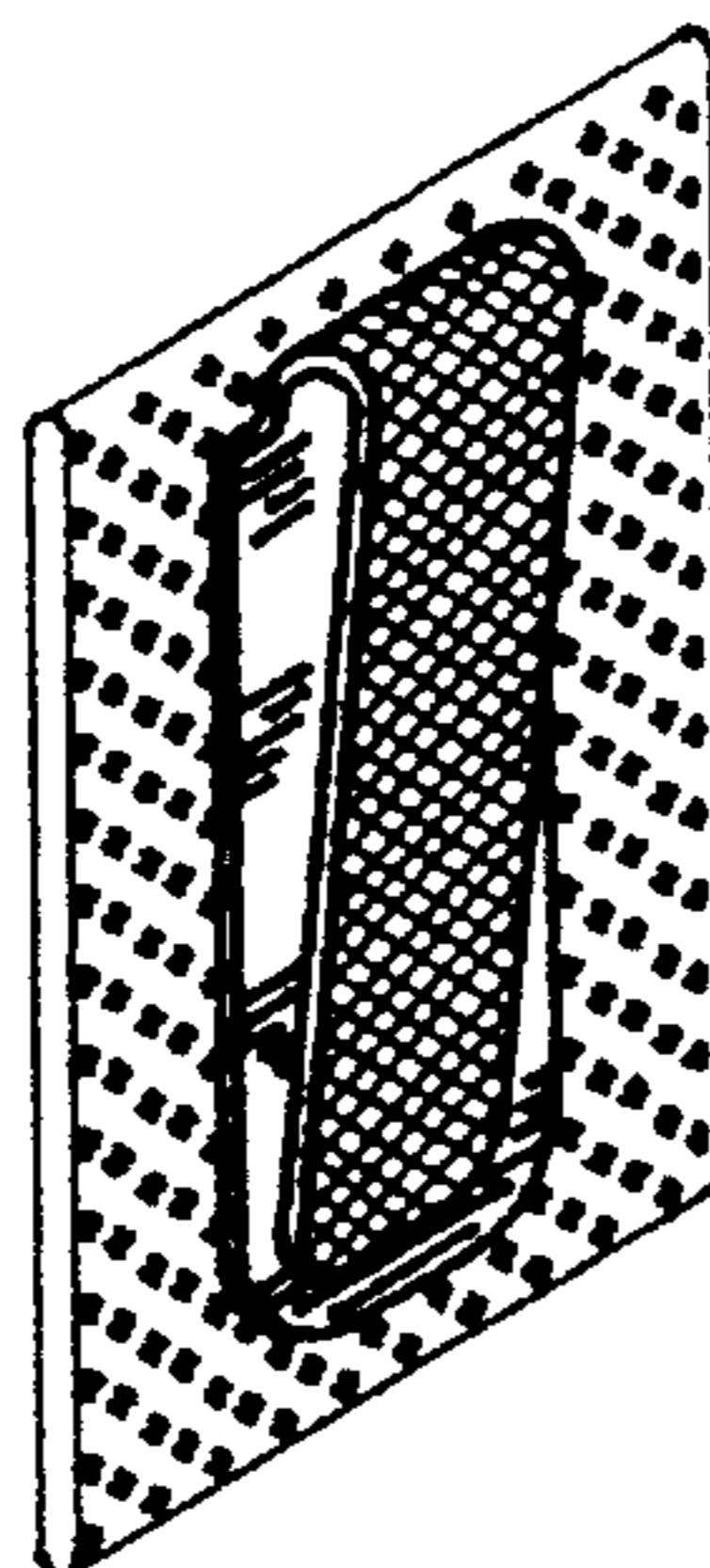

FIG. 1 is a front view of a combined sweat pad and garment clip showing my new design;
FIG. 2 is a rear view of the pad shown with the clip removed for completeness of disclosure;
FIG. 3 is a right side view thereof, the side opposite being a mirror image of the side shown;
FIG. 4 is a rear view of the clip element, shown separately for completeness of disclosure;
FIG. 5 is a front view thereof;
FIG. 6 is a left side view thereof, the side opposite being a mirror image of the side shown;
FIG. 7 is a top front perspective view of the pad;
FIG. 8 is a rear perspective view thereof;
FIG. 9 is a right side elevational view of the assembled article; and,
FIG. 10 is a perspective view of the clip portion.

[56] **References Cited**

U.S. PATENT DOCUMENTS

282,945	8/1883	Bacon	24/DIG. 9
544,596	8/1895	Simmons	24/DIG. 9
789,421	5/1905	Grether	15/208 X
847,368	3/1907	Raza et al.	24/903 X
2,636,175	4/1953	Hoffman, Jr.	2/55
3,346,878	10/1967	Morris	2/55
3,453,696	7/1969	Mates	24/306 X
3,950,823	4/1976	Schreter	24/562 X
4,244,057	1/1981	Burnham	2/170 X

1 Claim, 2 Drawing Sheets






FIG. 1



FIG. 4




FIG. 2




FIG. 5

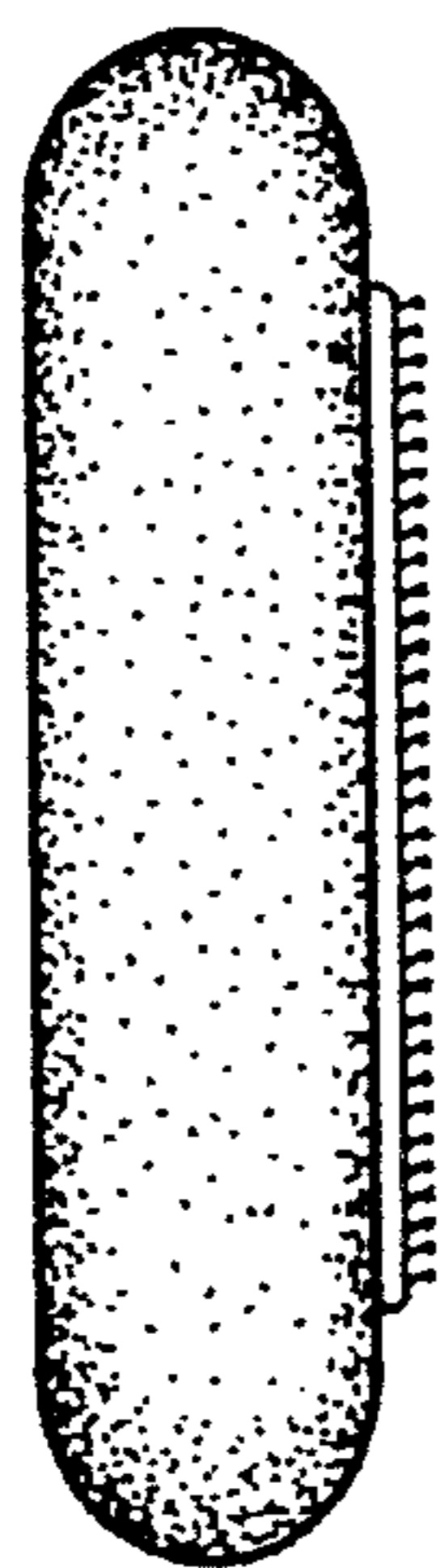


FIG. 3




FIG. 6




FIG. 7




FIG. 8




FIG. 10

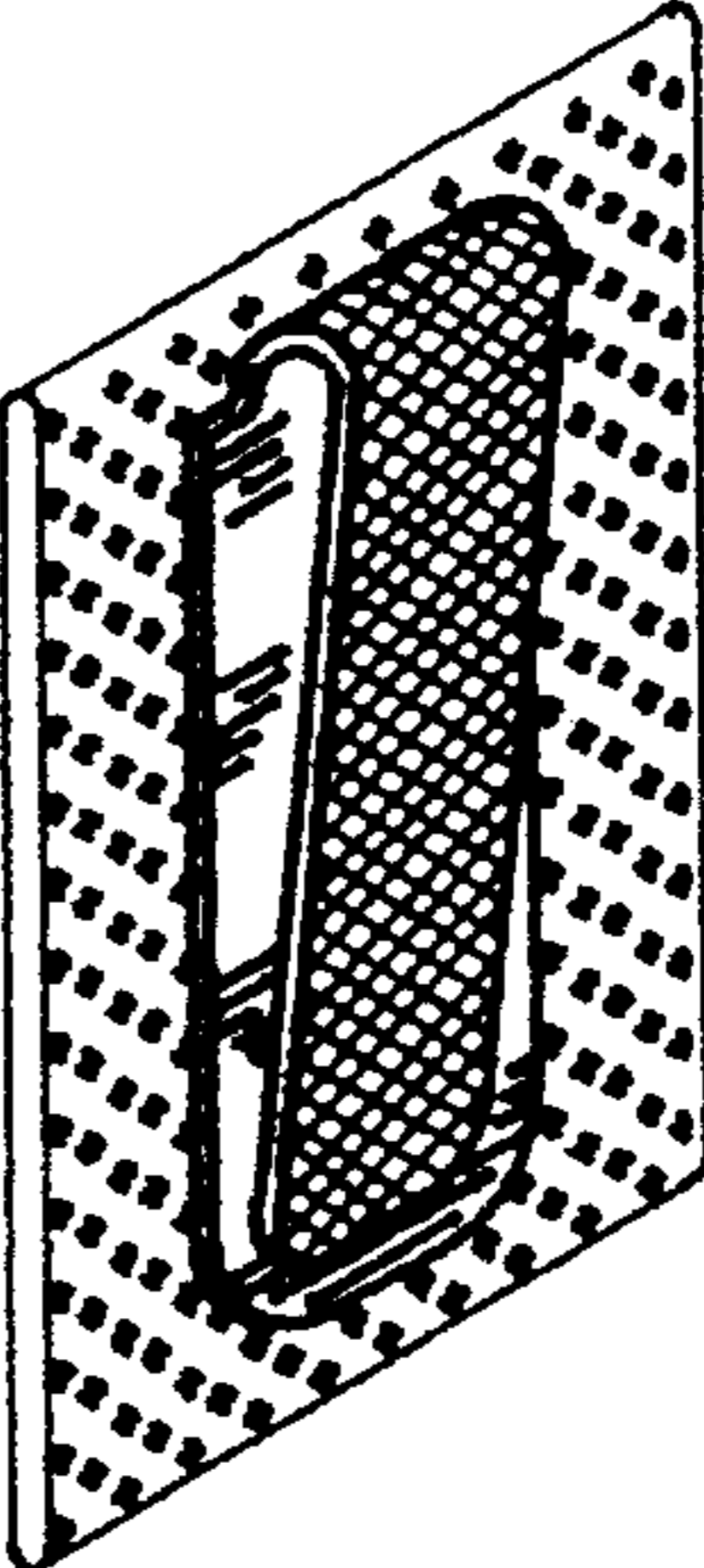


FIG. 9